



April 19, 2018

Ms. Kathryn Sather  
Minnesota Pollution Control Agency  
520 Lafayette Road North  
St. Paul, MN 55155-4194

**Re: Responses to MPCA Comment Letter dated March 15, 2018  
2017 Field Investigation and Annual Monitoring Report  
MPCA Project No. SR0000027, Reviva (Former Dealers Manufacturing Company)**

Dear Ms. Sather:

On behalf of Reviva (formerly Dealer's Manufacturing Company), Carlson McCain, Inc. (Carlson McCain) is submitting responses to comments from the Minnesota Pollution Control Agency's (MPCA's) letter dated March 15, 2018 which pertained to the *2017 Field Investigation and Annual Monitoring Report* submitted by Carlson McCain. Each comment is re-stated below in italicized font, and a response is provided in bold font. Attached to this response is the *2017 Field Investigation and Annual Monitoring Report – Addendum No. 1* which provides the results of the post-mitigation confirmation vapor sampling and verification of the sub-slab depressurization system. One full, electronic copy of the *2017 Field Investigation and Annual Monitoring Report – Addendum No. 1* is being subsequently transmitted electronically.

The comments regarding vapor related matters provided by the MPCA, with Carlson McCain responses are as follows:

1. *Collect paired sub-slab and indoor air samples along with an outdoor ambient air sample in the MPCA defined heating season (Nov. 1-March 31) in accordance with the MPCA mitigation BMP.*

**Response: Post-mitigation confirmation sampling was completed on March 27, 2018. Please see Section 3.0 of Addendum No. 1 for information on the confirmation sampling and results.**

2. *Compare indoor air results to the commercial/industrial ISVs to verify system effectiveness.*

**Response: Indoor air, outdoor air, and sub-slab vapor sample results are included in Table 1 and Table 3 of Addendum No. 1 and have been compared to the commercial/industrial ISVs.**

3. *Repeat pressure differential diagnostic monitoring of the system during the heating season analytical sampling event.*

**Response:** Pressure differential testing was completed in conjunction with the post-mitigation confirmation sampling. Pressure differential results are included in Table 2 of Addendum No. 1 and in the MPCA BMP checklist D (Appendix A of Addendum No. 1).

4. Provide complete copies of MPCA BMP Attachments A,B,C and D for documenting pre-mitigation diagnostic testing, active system installation, post-mitigation diagnostic testing and post-mitigation verification testing with final documentation for the mitigation system.

**Response:** Copies of the MPCA BMP Attachments are included in Appendix A of the Addendum No. 1.

5. Update the Operation and Maintenance plan to include a specific schedule for when inspection, maintenance and frequency is to occur.

**Response:** Inspection frequency is provided on the inspection forms (previously provided in the Operations and Maintenance Plan). Updated inspection forms are included in Appendix B, and additional information on inspection and maintenance of the vapor mitigation system is included in Section 2.4 of the Addendum No. 1.

6. Provide site figures in the format of the MPCA Vapor Intrusion GIS map templates illustrating the vapor intrusion area of concern (VI AOC) and mitigation decisions for buildings based on the investigation data collected to date.

**Response:** A site figure in the MPCA Vapor Intrusion GIS map template showing the vapor intrusion area of concern has been provided as Figure 1 of the Addendum No. 1.

If you have any questions on the above responses, please do not hesitate to contact us at 763-489-7924 or 952-346-3867, or by email at [wcarlson@carlsonmccain.com](mailto:wcarlson@carlsonmccain.com) or [mlindstrom@carlsonmccain.com](mailto:mlindstrom@carlsonmccain.com).

Sincerely,

Carlson McCain, Inc.



Wade A. Carlson, P.G.  
Senior Geologist/Project Manager



Megan Lindstrom, E.I.T., G.I.T  
Staff Engineer/Geologist

Cc: Dave Goodwin – Reviva  
Josh Stahl – Reviva

# 2017 FIELD INVESTIGATION AND ANNUAL MONITORING REPORT (ADDENDUM NO. 1)

Former Dealers Manufacturing Site (Reviva)  
Fridley, Minnesota  
*Project #0101-17*

*Prepared for:*

Reviva  
5130 Main Street Northeast  
Fridley, Minnesota 55421

*Dated:*

April 19, 2018



3890 Pheasant Ridge Drive NE, Suite 100  
Blaine, Minnesota, MN 55449  
Tel 763-489-7900  
Fax 763-489-7959  
[www.carlsonmccain.com](http://www.carlsonmccain.com)

ENVIRONMENTAL • ENGINEERING • LAND SURVEYING

**TABLE OF CONTENTS**  
(Page 1 of 1)

1.0 INTRODUCTION ..... 2  
    1.1 Site Description..... 2  
    1.2 Site Background ..... 2  
2.0 SUB-SLAB DEPRESSURIZATION SYSTEM..... 3  
    2.1 Pre-Mitigation Diagnostic Testing (Pilot Testing)..... 3  
    2.2 Active System Installation Testing ..... 3  
    2.3 Post-Mitigation Diagnostic Testing ..... 4  
    2.4 Operations and Maintenance Plan Update ..... 4  
3.0 POST-MITIGATION CONFIRMATION AIR AND VAPOR SAMPLING ..... 5  
    3.1 Sub-Slab Soil Vapor Sampling ..... 5  
    3.2 Indoor and Outdoor Air Sampling..... 5  
    3.3 Post-Mitigation Confirmation Sampling Results and Discussion ..... 6  
4.0 CONCLUSIONS AND RECOMMENDATIONS ..... 7  
    4.1 Conclusions..... 7  
    4.2 Recommendations ..... 7  
5.0 CERTIFICATION ..... 8

**TABLES**

Table 1 Detected Analytes in Indoor/Outdoor Air and Sub-Slab Soil Vapor During Pre-Mitigation Sampling  
Table 2 Post-Mitigation Sub-Slab and Vacuum Results  
Table 3 Detected Analytes in Indoor/Outdoor Air and Sub-Slab Soil Vapor During Post-Mitigation Sampling

**FIGURES**

Figure 1 Vapor Intrusion Area of Concern and Mitigation Area  
Figure 2 Reviva Vapor Monitoring Locations

**APPENDICES**

Appendix A MPCA BMP Attachments  
Appendix B Updated Inspection Forms  
Appendix C TestAmerica Laboratory Report

## 1.0 INTRODUCTION

This Addendum No. 1 to the 2017 Investigation and Annual Monitoring Report has been prepared by Carlson McCain, Inc. (Carlson McCain) on behalf of Reviva for the Reviva (formerly Dealer's Manufacturing) Facility (Facility) to address additional vapor mitigation system items identified by the Minnesota Pollution Control Agency (MPCA) and provided in a letter to Reviva dated March 15, 2018. This addendum presents the results of the post-mitigation confirmation vapor sampling and verification of the sub-slab depressurization system including copies of the MPCA Best Management Practices (BMP) checklists.

### 1.1 Site Description

The Reviva site is located at 5130 Main St NE in Fridley, Minnesota. The site occupies approximately 5.25 acres of property consisting of paved parking area, some open grassy areas and a single-story, 58,500 square foot office/warehouse/manufacturing building. The properties adjacent to the Reviva site include warehouse/manufacturing facilities to the north and south, a Burlington Northern rail yard to the west, and a residential subdivision to the east. Reviva is located about two-thirds of a mile east of the Mississippi River, about one-quarter mile northeast of the United States Naval Industrial Reserve Ordnance Plant (NIROP), and one-quarter mile south of Kurt Manufacturing. Both of these facilities have documented releases of chlorinated solvents and both facilities have long term groundwater extraction remediation systems in place.

### 1.2 Site Background

During the 2017 Field Investigation, multiple VOCs were detected in the sub-slab samples collect at the Reviva Site. Trichloroethene was detected in each of the six sub-slab vapor samples from Reviva. Concentrations ranged from 266 ug/m<sup>3</sup> (micrograms per cubic meter) to 28,500 ug/m<sup>3</sup>, which exceeded the 33 times the Intrusion Screening Value (ISV) threshold of 230 ug/m<sup>3</sup> and the expedited ISV threshold hold of 700 ug/m<sup>3</sup>. Results of the investigation sub-slab sampling are included in Table 1. Due to the high concentrations of Trichloroethene observed beneath the slab, expedited mitigation of the Site occurred, and a sub-slab depressurization (SSD) system was installed beneath the concrete slab of the Facility.

## 2.0 SUB-SLAB DEPRESSURIZATION SYSTEM

The following sections describe the specific items addressed in the MPCA, vapor-related comments outlined in the March 25, 2018 letter. Section 2.1 addresses pre-mitigation testing; Section 2.2 describes the installation of the mitigation system; Section 2.3 discusses post-mitigation; and Section 2.4 addresses updates to the Operations and Maintenance Plan, specifically inspections and maintenance of the system. A site location map illustrating the building location, site property boundary, and vapor intrusion area of concern is shown on Figure 1.

Throughout the course of the SSD system installation, diagnostic testing and confirmation sampling was completed to verify the efficiency and working order of the SSD system. In conjunction with this, the MPCA checklists were completed at each stage of installation. This section summarizes the diagnostic testing, installation, and confirmation sampling of the SSD system. Completed MPCA checklists have been included in Appendix A.

### 2.1 Pre-Mitigation Diagnostic Testing (Pilot Testing)

As provided in the Technical Memo included in Appendix C of the 2017 Investigation and Annual Monitoring Report, the Facility intermittently operates several burners and exhaust vents during regular shift hours as part of the manufacturing processes, with fresh air in-take vents providing make-up air. Backdraft testing was not completed on each fuel-combusting appliance during the pre-mitigation diagnostic testing due to the complexity of running all appliances concurrently when plant operations could not allow such. The Facility monitors carbon monoxide at several locations inside the working areas near the fuel-combusting appliances. No carbon monoxide spillage was detected during the pre-mitigation test. Carlson McCain recommended the Facility conduct a “worst-case” backdraft test by a qualified heating, cooling, and air conditioning (HVAC) technician after the vapor mitigation system has been installed.

Based on the information presented in the Technical Memo, Reviva sealed all un-used floor drains, and existing floor drains were verified as sealed with polyurethane elastic caulk. Cracks in the concrete floor were also sealed with polyurethane caulk, and underground utilities within the building were identified prior to the SSD system installation.

Pre-mitigation testing indicated that to meet the required sub-slab pressure differential requirements, a radius of influence of approximately 52 feet was achievable for one fan, operating at full flow conditions. Additional information on pre-mitigation diagnostic testing was previously provided in the 2017 Investigation and Annual Monitoring Report, and a summary of the information is included in the MPCA “Pre-mitigation Diagnostic Checklist” provided in Appendix A.

### 2.2 Active System Installation Testing

The SSD system consists of 8 different sub-slab depressurization vents. Each vent was constructed of a variable length of 4-inch corrugated and perforated polyethylene drain tile placed in a pea gravel trench underneath the slab and connected to solid 4-inch schedule 40 PVC riser pipe. Pipe joints were

permanently sealed with solvent welds. The PVC riser pipe is connected to a Festa Radon Technologies Force model fan which exhausts the vapor through the roof. The fan is rated for outdoor use and is protected from weather with a cover. Each fan is labeled and has its own on/off switch, and each vent is equipped with its own manometer. Additional information on the active system installation testing is provided on the MPCA “Active System Installation” Checklist included in Appendix A.

### 2.3 Post-Mitigation Diagnostic Testing

The first round of post-mitigation diagnostic testing was completed on December 19, 2017. The SSD system and full plant operations were running at the time of testing. A Grey Wolf Zephyr II micromanometer was used to collect the differential pressure measurements to 0.1 pascals, and testing indicated a differential pressure of greater than five pascals at all 18 testing locations (Table 2). Due to site conditions (and as described previously) backdraft testing was not completed during post-mitigation diagnostic testing. However, it is important to note, that the testing was conducted during winter conditions, during which conditions would be considered “worst case”, as all doors, windows, etc. were closed, and all burners and exhaust vents were on and running. Testing information is provided on MPCA Attachment C, “Post-Mitigation Diagnostic Checklist”, which is included in Appendix A.

A second round of differential pressure and fan vacuum readings were collected during the post-mitigation confirmation sampling event on March 27, 2018 (See Section 3.0 for additional information on the post-mitigation confirmation sampling). The differential pressure and fan vacuum readings from December 2017 and March 2018 are provided in Table 2 and in the MPCA BMP checklist D (Appendix A). Sub-slab differential pressure readings between December and March indicated some variation, however all locations achieved the required differential pressure of 3 pascals. Results from the vacuum testing show that between December and March, there was a decrease (greater than 0.5 inches) in vacuum at vents B and D, and an increase in vacuum at vent H. While it is still yet uncertain what is causing the reduced vacuum, the system is still effectively running according to design and meeting project goals.

### 2.4 Operations and Maintenance Plan Update

Inspection of the SSD system will occur on a quarterly and annual basis. Quarterly inspections will consist of verifying the fan flow rates and vacuum in the riser pipe. Quarterly inspections will occur within the time frames provided on the inspection forms in Appendix B. Annual inspection of the SSD system will occur during the Quarter 1 time frame, and will verify that the SSD system continues to be in working order; this includes measuring the pressure differential at select sub-slab vapor pin locations.

Ideally, inspections will identify any performance issues with the system prior to system failure. Maintenance will occur on an as-needed basis when inspections determine it is necessary or the system malfunctions. If a portion of the system needs to be serviced, the system is designed such that servicing one vent or fan will not affect the remainder of the system. Redundancy is provided by over-lapping the radius of influence between individual fans, thereby still providing some level of mitigation during periods of maintenance.

### 3.0 POST-MITIGATION CONFIRMATION AIR AND VAPOR SAMPLING

In order to verify the effectiveness of the SSD system, six sub-slab vapor samples and paired indoor air samples were collected on March 27, 2018. A paired outdoor air sample was also collected at the same time. Locations of each vapor sample collected during post-mitigation sampling corresponded to the same initial locations sampled during the investigation. Each sample was analyzed for volatile organic compounds (VOCs) using EPA method TO-15. These samples represent both heating season and post-mitigation confirmation samples. Sample locations are shown on Figure 2, and a copy of the TestAmerica laboratory report is included in Appendix C.

#### 3.1 Sub-Slab Soil Vapor Sampling

Sub-slab soil vapor samples were collected by using the Vapor Pin® vapor ports previously installed during the 2017 investigation. Prior to collecting the sample, a sample train consisting of three valves was installed to connect the vapor port to sample canister. The tubing, canister, and vapor pin were leak tested at each sampling point by installing a water dam around the vapor pin and leak tightness of the system was verified by leaving the water dam in-place throughout the duration of the sample collection. The sampling train was also verified for air tightness by performing a shut-in test prior to sample collection. Once two volumes of air were purged from the tubing by using a syringe, the flow controller (which, in turn, is connected to a Summa canister) was opened to collect the sub-slab soil gas sample at a flow rate of 200 milliliters per minute. Upon completion, the tubing was then connected to a PID to obtain a field measurement for the presence of organic vapors. The tubing was then removed and the Vapor Pin® covered with a protective cap. In addition, a stainless steel protective cover was installed at the slab surface to prevent damage to the pin.

Each canister was labeled with the name of the sampler, date, time, initial/final vacuum gauge readings and PID readings from the sample tubing. This information was also recorded on the Chain-Of-Custody form for the canisters. The canisters were then placed in a box, fitted with bubble wrap, and delivered to the laboratory for analysis.

Laboratory certified clean and laboratory batch-certified clean Summa canisters and gauges, and new disposable tubing, fittings, valves, and disposable gloves were used at each vapor sampling location to minimize the potential for cross-contamination.

#### 3.2 Indoor and Outdoor Air Sampling

One outdoor air and six indoor air samples were collected during the same time as the sub-slab samples. The samples were collected over a 24-hour period at the locations identified on Figure 2. Each canister was labeled with the name of the sampler, ending date and time, and initial/final vacuum gauge readings. Laboratory certified clean Summa canisters and gauges, and disposable gloves were used to minimize the potential for cross-contamination.



### 3.3 Post-Mitigation Confirmation Sampling Results and Discussion

Results from the post-mitigation confirmation sampling are included in Table 3 and have been compared to MPCA ISV thresholds. Concentrations of Trichloroethene in the sub-slab exceeded the ISV during confirmation sampling at locations AS-1, AS-2, AS-4, and AS-6; however, all of the detected concentrations were below the threshold of 33 times the ISV. In fact, all concentrations were significantly less than those detected during the investigation sub-slab sampling. It should be noted that concentrations at AS-4 have been reduced from 28,500 ug/m<sup>3</sup> (highest observed during the investigation) to 15.3 ug/m<sup>3</sup>. Trichloroethene was not detected at sub-slab samples AS-3 and AS-5, and no other VOCs exceeded the ISV beneath the slab during post-mitigation confirmation sampling.

Trichloroethene was below laboratory reporting limits in all indoor air and outdoor air samples (Table 3). Multiple VOCs were detected in the indoor air samples, however concentrations for all detected parameters were well below their respective ISV threshold value.

## 4.0 CONCLUSIONS AND RECOMMENDATIONS

### 4.1 Conclusions

Based on the results of the diagnostic testing completed on the SSD system and post-mitigation confirmation vapor sampling the following conclusions can be made:

- While differences in differential pressures were observed between the December 2017 and March 2018 testing events at the 18 locations, the heating season differential pressure requirements of 3 pascals is being met.
- A slight drop in fan vacuum was observed at vents B and D between December 2017 and March 2018, however differential pressure requirements across the Facility continue to be met and the system continues to run as designed.
- The system is effective at removing vapors from beneath the slab and achieving indoor air quality standards. Concentrations of Trichloroethene beneath the slab have been reduced from a high of 28,500 ug/m<sup>3</sup> to below either ISVs or below laboratory detection limits.


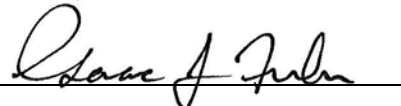

### 4.2 Recommendations

At this time, no modifications to the SSD system are being recommended. The SSD system will continue to be monitored and maintained by Reviva in accordance with the Operations and Maintenance Plan and MPCA BMPs. Differential pressure measurements will be collected to verify requirements are being met, and will continue throughout the life of the mitigation system. No further vapor sampling is scheduled, unless Site or building conditions change.

### 5.0 CERTIFICATION

Carlson McCain has prepared this Addendum No. 1 to the 2017 Field Investigation and Annual Monitoring Report for the exclusive use of Reviva for specific application to the Former Dealers Manufacturing Site located in Fridley, Minnesota. The services performed by Carlson McCain for this project have been conducted in a manner consistent with the level of skill and care ordinarily exercised by other members of the profession currently practicing in this area. No other warranty, expressed or implied, is made.

I certify that this document and all attachments were prepared under my direction or supervision under a system designed to assure that qualified personnel gathered and evaluated the information submitted. Based on my inquiry of the persons or persons who manage the system, or those persons directly responsible for gathering the information, the information submitted is, to the best of my knowledge and belief, true, accurate, and complete.

Name and Title:	Signature:	Date Signed:
Megan Lindstrom, EIT, GIT Staff Engineer/Geologist		April 19, 2018
Isaac J. Fuhr, P.E. – Senior Engineer Minnesota License No: 44583		April 19, 2018
Wade A. Carlson, P.G. - Project Manager Minnesota License No: 30402		April 19, 2018

Company Mailing Address: Carlson McCain, Inc.  
3890 Pheasant Ridge Drive NE, Suite 100  
Blaine, Minnesota 55449  
Phone: (763) 489-7900  
Fax: (763) 489-7959

*Tables*

**Table 1**  
**Detected Analytes in Indoor/Outdoor Air and Sub-Slab Soil Vapor During Pre-Mitigation Sampling**  
 Reviva, Inc.

Analyte	Screening Limits			Pre-Mitigation Samples										
	MPCA IND ISV	MPCA IND 33x ISV	MPCA IND 33x EISV	Sub-Slab Soil Vapor						Indoor Air				Outdoor Air
				AS-1 5/25/2017	AS-2 5/25/2017	AS-3 5/25/2017	AS-4 5/25/2017	AS-5 5/25/2017	AS-6 5/25/2017	VP-1 9/27/2017	VP-2 9/27/2017	VP-3 9/27/2017	VP-4 9/27/2017	VP-5 9/27/2017
1,1,1-Trichloroethane	10,000	333,333	NE	468	7	118	<328	<4.37	<16.4	<1.09	<1.09	<1.09	<1.09	<1.09
1,1-Dichloroethane	1,000	33,333	NE	<35.8	<4.91	69	<244	<3.24	<12.1	<0.809	<0.809	<0.809	<0.809	<0.809
1,2,4-Trimethylbenzene	210	7,000	21,000	<43.5	<5.96	<69.2	<296	4	<14.7	1.41	6.8	6.83	4.85	<0.983
1,3,5-Trimethylbenzene	210	7,000	21,000	<43.5	<5.96	<69.2	<296	<3.93	<14.7	<0.983	1.89	1.96	1.27	<0.983
2-Butanone (MEK)	10,000	333,333	NE	<43.5	<5.96	<69.2	<296	<3.93	<14.7	2.58	3.22	3.61	2.29	<1.47
2-Hexanone (methyl butyl ketone)	111	3,700	NE	<525	96	<836	<3570	217	235	<2.05	<2.05	<2.05	<2.05	<2.05
4-Ethyltoluene	NE	NE	NE	44	<3.87	<45.0	<192	<2.56	<9.58	<0.983	1.85	1.97	1.24	<0.983
Acetone	87,000	2,900,000	NE	<59.2	<8.12	<94.3	<403	<5.36	<20.1	97.5	168	270	22.3	33.3
Benzene	45	1,500	NE	<91.4	<12.5	<146	<622	<8.27	<31.0	0.861	1.86	2.12	1.52	<0.639
Carbon disulfide	2,000	66,667	NE	<58.3	<8.00	<92.9	<397	<5.28	<19.8	<1.56	<1.56	<1.56	<1.56	1.92
Carbon tetrachloride	16	530	5,300	<43.2	20	458	<294	16	106	<1.26	<1.26	<1.26	<1.26	<1.26
Chloroethane	30,000	1,000,000	NE	213	6	8,010	<239	<3.17	<11.9	<1.32	<1.32	<1.32	<1.32	<1.32
Chloromethane	300	10,000	NE	<30.4	12	<48.5	<207	<2.75	<10.3	1.09	<1.03	1.81	1.15	<1.03
cis-1,3-Dichloropropene	60	2,000	NE	1,380	<15.0	615	<744	<9.89	<37.1	<0.908	<0.908	<0.908	<0.908	<0.908
Cyclohexane	20,000	666,667	NE	<416	<57.1	<663	<2840	58	<141	2.4	12.1	1.46	1.05	<0.688
Dichlorodifluoromethane	600	20,000	NE	61	<5.26	<61.1	<261	4	<13.0	2.51	<2.47	2.63	2.67	2.79
Ethanol	42,000	1,400,000	NE	<67.7	<9.29	<108	<461	<6.13	<23.0	90.5	34.3	19.5	19	<9.42
Ethylbenzene	39	1,300	13,000	<543	171	<865	<3700	218	725	0.897	2.57	28.1	1.83	<0.868
Freon TF	80,000	2,666,667	NE	230	13	<153	<654	13	<32.6	1.55	<1.53	<1.53	<1.53	1.94
Isopropyl alcohol	20,000	666,667	NE	<65.2	<8.94	<104	<444	15	<22.1	53.4	98.2	<12.3	<12.3	<12.3
m&p-Xylene	360	12,000	37,000	<90.5	<12.4	<144	<617	<8.19	<30.7	3.62	11	115	7.15	<2.17
Methylene chloride	2,100	70,000	NE	<31.9	<4.37	<50.8	<217	<2.88	<10.8	3.86	17.4	<1.74	<1.74	<1.74
Naphthalene	30	1,000	NE	<116	<15.9	<185	<789	<10.5	<39.3	<2.62	17.4	<2.62	<2.62	<2.62
n-Heptane	NE	NE	NE	<36.2	<4.97	<57.7	<247	<3.28	<12.3	0.958	3.68	2.58	1.95	<0.820
n-Hexane	6,000	200,000	NE	<31.2	<4.27	<49.6	<212	<2.82	<10.6	3.13	9.49	4.67	4.09	1.34
Tetrachloroethene	33	1,100	5,300	129	21	396	<408	8	<20.3	<1.36	2.62	<1.36	4.07	<1.36
Toluene	18,000	600,000	1,800,000	<33.3	11	<53.1	<227	9	21	4.89	13.5	8.42	6.13	1.74
trans-1,2-Dichloroethene	200	6,667	NE	45	6	<55.8	<239	4	<11.9	<0.793	<0.793	<0.793	<0.793	<0.793
Trichloroethene	7	230	700	4,540	534	3,300	28,500	266	1,410	2.3	1.53	1.08	2.95	1.43
Trichlorofluoromethane	2,000	66,667	NE	<49.7	<6.81	<79.1	<338	<4.49	<16.9	5.64	2.53	2.09	3.37	1.5
Xylene, o-	360	12,000	37,000	<38.4	6	<61.1	<261	6	14	1.37	4.49	38.1	2.66	<0.868

**Notes:**

Results are in µg/m<sup>3</sup> (micrograms per cubic meter, which is equivalent to parts per billion)

**Bold** = Detected Concentration

< = Less than

IND ISV = Industrial intrusion screening values

EISVs = Expedited intrusion screening values

33X accounts for the U.S. Environmental Protection Agency (EPA) default vapor intrusion attenuation factor of 0.03

= Indoor ambient air sample.

= Sub-slab soil vapor sample.

= Outdoor air sample.

= Sample result exceeded Industrial ISV

= Sample result exceeded 33x Industrial ISV

= Sample result exceeded 33x Industrial EISV

**Table 2**  
**Post-Mitigation Sub-Slab and Vacuum Results**  
 Reviva, Inc.

Location	Sub-Slab Pressure (Pascals)	
	12/19/2017	3/27/2018
AS-1	-193.0	-187.3
AS-2	-32.7	-39.7
AS-3	-91.9	-68.5
AS-4	-97.4	-65.3
AS-5	-105.2	-90.1
AS-6	-71.0	-65.2
AS-11	-20.6	-14.4
AS-12	-5.6	-3.9
AS-13	-376.1	-383.0
AS-14	-48.8	-32.9
AS-15	-62.3	-33.2
AS-16	-88.6	-50.1
AS-17	-14.0	-10.0
AS-18	-51.7	-42.4
AS-19	-32.4	-23.2
AS-20	-17.6	-10.5
AS-21	-12.3	-4.5
AS-22	-21.9	-26.9

Fan Location	Vacuum in Pipe (in. H <sub>2</sub> O)	
	12/19/2017	3/27/2018
A	2.1	2.0
B	2.2	1.1
C	2.1	2.1
D	2.25	1.15
E	2.3	2.3
F	2.15	2.1
G	2.3	2.05
H	2.45	2.9

**Table 3**  
**Detected Analytes in Indoor/Outdoor Air and Sub-Slab Soil Vapor During Post-Mitigation Sampling**  
 Reviva, Inc.

Analyte	Screening Limits			Post-Mitigation Analytical Samples													
	MPCA IND ISV	MPCA IND 33x ISV	MPCA IND 33x EISV	Sub-Slab Soil Vapor						Indoor Air						Outdoor Air	
				AS-1B 3/27/2018	AS-2B 3/27/2018	AS-3B 3/27/2018	AS-4B 3/27/2018	AS-5B 3/27/2018	AS-6B 3/27/2018	VP-1B 3/27/2018	VP-2B 3/27/2018	VP-3B 3/27/2018	VP-4B 3/27/2018	VP-6 3/27/2018	VP-7 3/27/2018	VP-5B 3/27/2018	
1,1,1-Trichloroethane	10,000	333,333	NE	<10.9	<10.9	<10.9	<10.9	<10.9	<10.9	<10.9	<2.18	<5.46	<2.18	<2.18	<5.46	<4.37	<1.09
1,1-Dichloroethane	1,000	33,333	NE	<8.09	<8.09	<8.09	<8.09	<8.09	<8.09	<8.09	<1.62	<4.05	<1.62	<1.62	<4.05	<3.24	<0.809
1,2,4-Trimethylbenzene	210	7,000	21,000	<9.83	<9.83	<9.83	<9.83	<9.83	<9.83	<9.83	<1.97	<4.92	28.1	17.3	<4.92	4.74	<0.983
1,3,5-Trimethylbenzene	210	7,000	21,000	<9.83	<9.83	<9.83	<9.83	<9.83	<9.83	<9.83	<1.97	<4.92	7.28	4.91	<4.92	<3.93	<0.983
2-Butanone (MEK)	10,000	333,333	NE	<14.7	<14.7	<14.7	<14.7	<14.7	<14.7	<14.7	5.53	<7.37	8.69	5.53	<7.37	<5.90	<1.47
2-Hexanone (methyl butyl ketone)	111	3,700	NE	<20.5	<20.5	<20.5	<20.5	<20.5	<20.5	<20.5	<4.10	<10.2	<4.10	<4.10	<10.2	<8.20	<2.05
4-Ethyltoluene	NE	NE	NE	<9.83	<9.83	<9.83	<9.83	<9.83	<9.83	<9.83	<1.97	<4.92	6.36	4.61	<4.92	<3.93	<0.983
Acetone	87,000	2,900,000	NE	<119	<119	<119	153	<119	<119	<119	98.5	248	144	75.4	166	160	<11.9
Benzene	45	1,500	NE	<6.39	<6.39	<6.39	<6.39	<6.39	<6.39	<6.39	1.46	<3.19	7.64	7.07	3.8	4.34	0.682
Carbon disulfide	2,000	66,667	NE	<15.6	<15.6	<15.6	<15.6	<15.6	<15.6	<15.6	<3.11	<7.79	<3.11	<3.11	<7.79	<6.23	<1.56
Carbon tetrachloride	16	530	5,300	<12.6	<12.6	<12.6	<12.6	<12.6	<12.6	<12.6	<2.52	<6.29	<2.52	<2.52	<6.29	<5.03	<1.26
Chloroethane	30,000	1,000,000	NE	<13.2	<13.2	<13.2	<13.2	<13.2	<13.2	<13.2	<2.64	<6.60	<2.64	<2.64	<6.60	<5.28	<1.32
Chloromethane	300	10,000	NE	<10.3	<10.3	<10.3	<10.3	<10.3	<10.3	<10.3	<2.07	<5.16	<2.07	<2.07	<5.16	<4.13	<1.03
cis-1,3-Dichloropropene	60	2,000	NE	<9.08	<9.08	<9.08	<9.08	<9.08	<9.08	<9.08	<1.82	<4.54	<1.82	<1.82	<4.54	<3.63	<0.908
Cyclohexane	20,000	666,667	NE	<6.88	7.33	31.6	15	48.7	10.1	8.69	22.4	8.91	6.49	27.7	24.7	24.7	<0.688
Dichlorodifluoromethane	600	20,000	NE	27.4	<24.7	<24.7	<24.7	<24.7	<24.7	<24.7	<4.95	<12.4	<4.95	<4.95	<12.4	<9.89	<2.47
Ethanol	42,000	1,400,000	NE	<94.2	<94.2	<94.2	<94.2	<94.2	<94.2	<94.2	80.7	62.2	99.8	93.5	54	57.1	<9.42
Ethylbenzene	39	1,300	13,000	<8.68	<8.68	<8.68	<8.68	<8.68	<8.68	<8.68	<1.74	<4.34	9.93	7.04	<4.34	4.9	<0.868
Freon TF	80,000	2,666,667	NE	<15.3	<15.3	<15.3	<15.3	<15.3	<15.3	<15.3	<3.07	<7.66	<3.07	<3.07	<7.66	<6.13	<1.53
Isopropyl alcohol	20,000	666,667	NE	<123	<123	<123	<123	<123	<123	<123	40.4	161	27.1	<24.6	80.6	68.6	<12.3
m&p-Xylene	360	12,000	37,000	<21.7	<21.7	<21.7	<21.7	<21.7	<21.7	<21.7	5.94	16.4	37.9	26	16.4	18.2	<2.17
Methylene chloride	2,100	70,000	NE	<17.4	<17.4	<17.4	18.1	<17.4	<17.4	<17.4	<3.47	17.2	9.59	4.09	11.2	19.6	<1.74
Naphthalene	30	1,000	NE	<26.2	<26.2	<26.2	<26.2	<26.2	<26.2	<26.2	<5.24	<13.1	<5.24	<5.24	<13.1	<10.5	<2.62
n-Heptane	NE	NE	NE	<8.20	<8.20	<8.20	9.95	<8.20	<8.20	<8.20	1.98	7.62	12.7	13.6	6.81	7.95	<0.820
n-Hexane	6,000	200,000	NE	<7.05	<7.05	8.51	<7.05	<7.05	<7.05	<7.05	3.61	7.33	15.1	14.5	11.6	14.1	<0.705
Tetrachloroethene	33	1,100	5,300	<13.6	<13.6	<13.6	<13.6	<13.6	<13.6	<13.6	<2.71	<6.78	<2.71	<2.71	<6.78	<5.43	<1.36
Toluene	18,000	600,000	1,800,000	<7.54	11.9	13.8	17	13.6	8.42	3.94	3.94	5.02	27	37.5	10.4	12	1.11
trans-1,2-Dichloroethene	200	6,667	NE	<7.93	<7.93	<7.93	<7.93	<7.93	<7.93	<7.93	<1.59	<3.96	<1.59	<1.59	<3.96	<3.17	<0.793
Trichloroethene	7	230	700	29.1	16.8	<10.7	15.3	<10.7	92.6	<2.15	<5.37	<2.15	<2.15	<5.37	<4.30	<1.07	
Trichlorofluoromethane	2,000	66,667	NE	<11.2	<11.2	<11.2	<11.2	<11.2	<11.2	<11.2	2.96	<5.62	<2.25	2.41	<5.62	<4.49	<1.12
Xylene, o-	360	12,000	37,000	<8.68	<8.68	<8.68	<8.68	<8.68	<8.68	<8.68	1.89	5.15	13.7	9.54	5.27	5.84	<0.868

**Notes:**

Results are in µg/m<sup>3</sup> (micrograms per cubic meter, which is equivalent to parts per billion)

**Bold** - Detected Concentration

< - Less than

IND ISV = Industrial intrusion screening values

EISVs = Expedited intrusion screening values

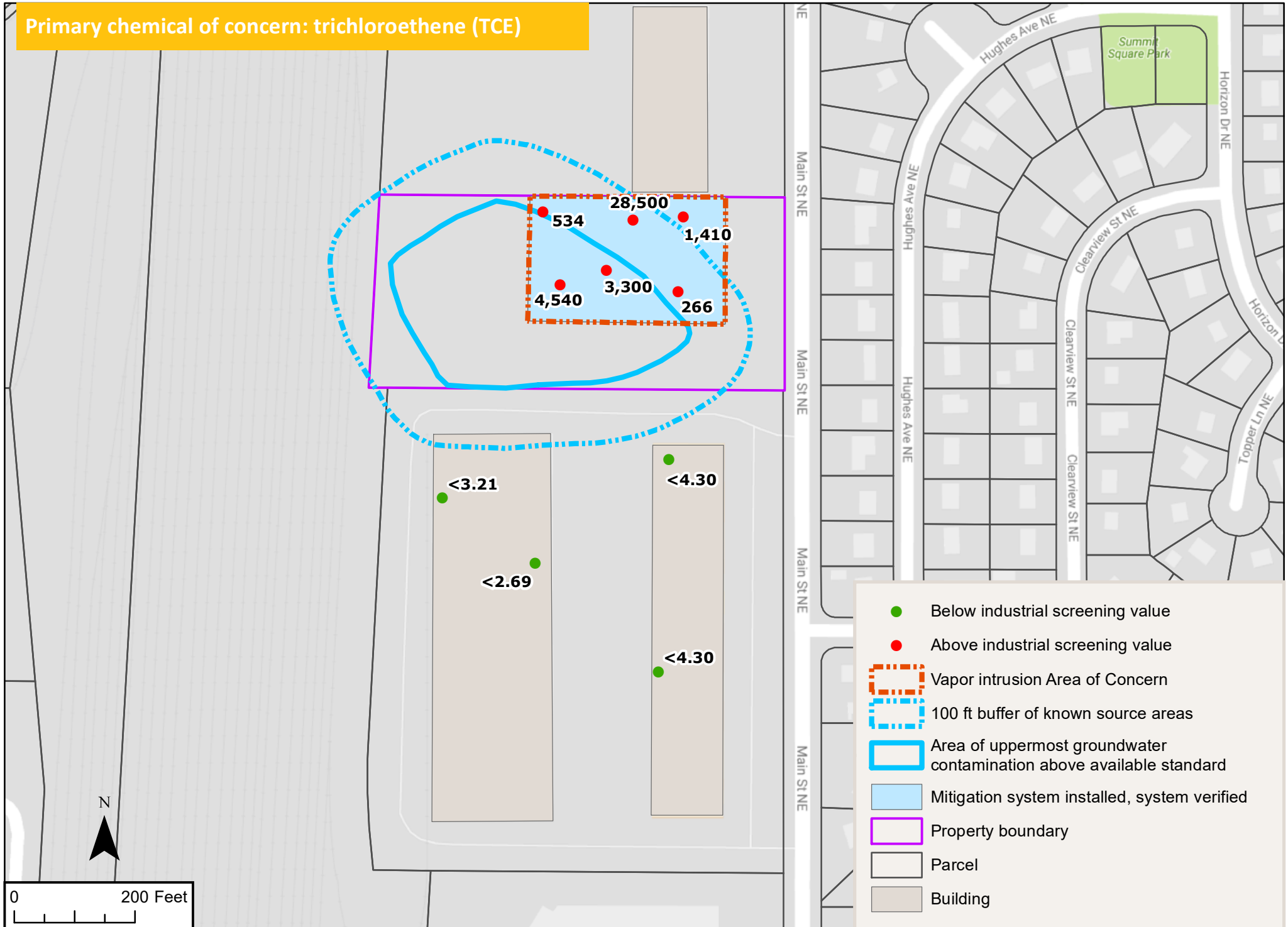
33X accounts for the U.S. Environmental Protection Agency (EPA) default vapor intrusion attenuation factor of 0.03

- Indoor ambient air sample.
- Sub-slab soil vapor sample.
- Outdoor air sample.
- Sample result exceeded Industrial ISV
- Sample result exceeded 33x Industrial ISV
- Sample result exceeded 33x Industrial EISV

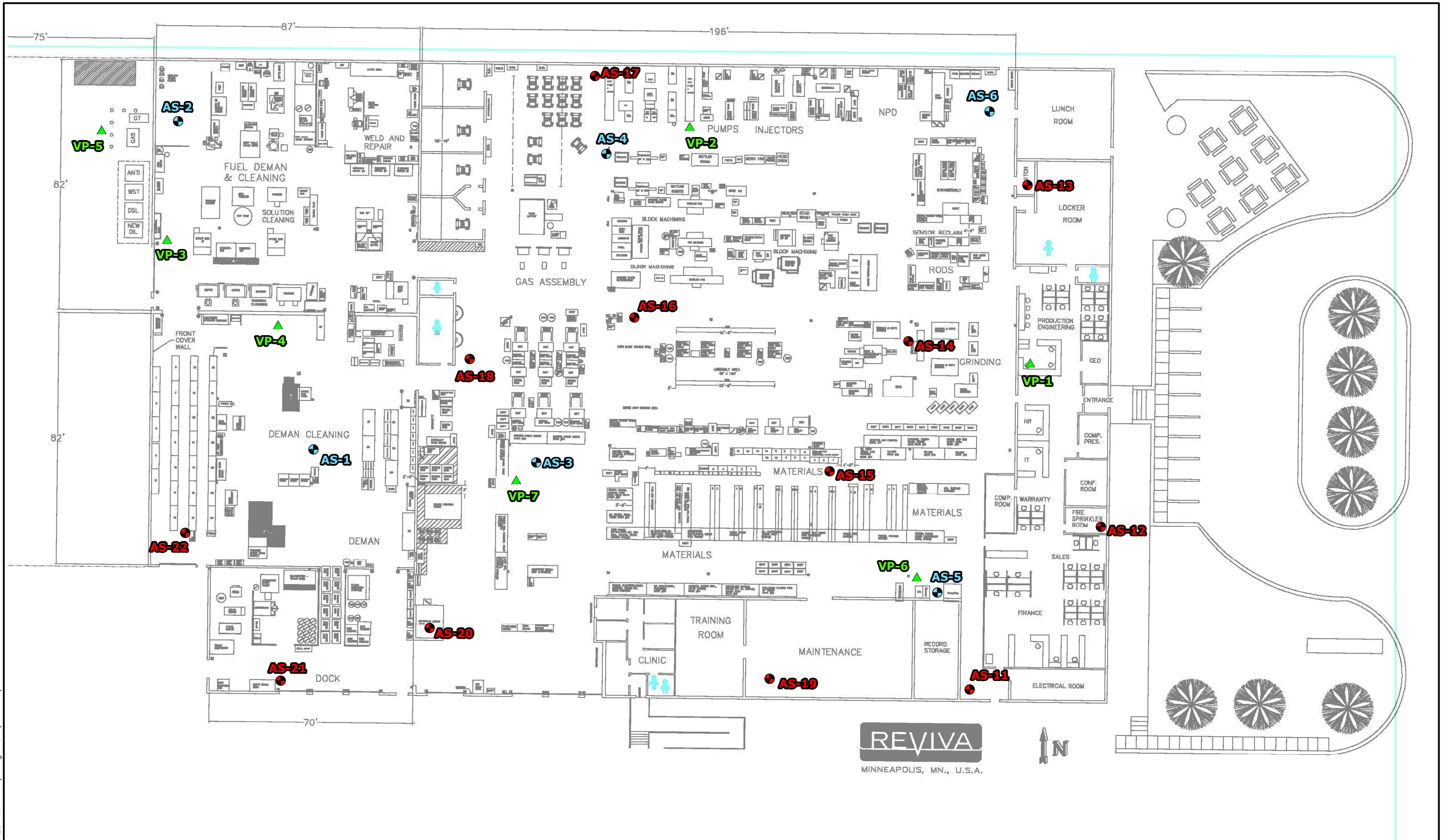
*Figures*



Primary chemical of concern: trichloroethene (TCE)



- Below industrial screening value
- Above industrial screening value
- Vapor intrusion Area of Concern
- 100 ft buffer of known source areas
- Area of uppermost groundwater contamination above available standard
- Mitigation system installed, system verified
- Property boundary
- Parcel
- Building



*Appendix A – MPCA BMP Attachments*



**Minnesota Pollution  
Control Agency**

520 Lafayette Road North  
St. Paul, MN 55155-4194

# Pre-Mitigation Diagnostic Checklist

Remediation Program  
Vapor Intrusion/Mitigation

Doc Type: Site Inspection Information

**Instructions:** This checklist is to be completed by the contractor conducting pre-mitigation diagnostic testing prior to installation of a sub-slab depressurization (SSD) system as a building control for vapor mitigation. A copy of the completed checklist should be included in Appendix D of the Property Summary Report (PSR) which documents vapor mitigation activities completed for the property.

## 1. General site and contractor information

- 1.1 Site name: Reviva
- 1.2 MPCA site ID number: SR0000027
- 1.3 Property address: 5130 Main Street NE, Fridley, MN 55421
- 1.4 Property owner name: Reviva Inc.
- 1.5 Property owner phone/email: 763-535-8900
- 1.6 Date of pre-mitigation diagnostic testing (mm/dd/yyyy): 8/7/17 - 8/8/17
- 1.7 Installation contractor name: Carlson McCain
- 1.8 Installation contractor phone/email: 952-346-3900, ifuhr@carlsonmccain.com

## 2. Backdraft testing

*Procedures for checking combustion appliance backdrafting can be found in section 11.5 of EPA, 1993.*

- 2.1 Check the ambient air within the building with a multi-gas meter and photo-ionization detector (PID) for potential environments of concern and provide the highest observed readings for the following:
- Oxygen: \_\_\_\_\_ Lower explosive limit (LEL): \_\_\_\_\_ Carbon Monoxide: \_\_\_\_\_
- Hydrogen Sulfide: \_\_\_\_\_ PID: \_\_\_\_\_ Location of highest readings (room): \_\_\_\_\_
- 2.2 Identify all combustion appliances present in the building:
- Clothes dryer     Water heater     Central furnace     Gravity furnace     Floor furnace
- Wood fireplace     Gas fireplace     Space heater     Boiler     Wood stove     Gas stove
- Other (specify): \_\_\_\_\_ Primary fuel type: \_\_\_\_\_
- 2.3 Which of the appliances identified above have natural draft exhaust: \_\_\_\_\_
- 2.4 Which of the appliances identified above have mechanical/forced exhaust: \_\_\_\_\_
- 2.5 Were backdrafting conditions observed in any of the combustion appliances identified above?     Yes     No
- 2.6 Is yes, which appliances: \_\_\_\_\_
- 2.7 If backdrafting conditions were observed, was the property owner and tenant(s) notified?     Yes     No

## 3. Outside make-up air

- 3.1 Is outside make-up air currently provided for all rooms containing a combustion appliance?     Yes     No
- 3.2 If no, was outside make-up air installed?     Yes     No  
(Outside make-up air shall be installed prior to conducting any further pre-mitigation diagnostic testing)
- 3.3 Make-up air installation date (mm/dd/yyyy): \_\_\_\_\_ Make-up air installed by: \_\_\_\_\_
- 3.4 Were all the required permits obtained for the outside make-up air installation work?     Yes     No
- 3.5 Were backdraft conditions (see section 2 above) rechecked after make-up air was installed?     Yes     No

#### 4. Utility information

---

*It is the installation contractor's responsibility to confirm locations of underground and in-floor utilities prior to conducting floor slab or excavation work.*

4.1 Were utility locations confirmed prior to floor slab or excavation work?  Yes  No

4.2 Explain how utility locations were confirmed:

Plant records

#### 5. Sealing of potential vapor intrusion points

---

*At a minimum, identify and seal the following openings, if present:*

Cold Joint    Utility Penetrations    Sump Baskets    Expansion Joints    Un-trapped floor drains to soil  
 Cracks/holes greater than 1/32 inch wide   Other (specify): Owner sealed cracks as recommended by Engineer

#### 6. Confirm all proposed suction points, fan location(s) and system piping routes with the property owner

---

*Prior to selecting suction points consider the site conceptual model (SCM) including soil type, depth to groundwater, location and source of vapors (soil and/or groundwater) evidence of infiltration (groundwater or surface water).*

#### 7. Test suction point information

---

*Illustrate test suction point locations on scaled floor plan in Section 10. (Reminder: The exhaust for the suction point fan shall be discharged to outside air during pre-mitigation diagnostic testing.)*

7.1 Is an existing vapor barrier present?  Yes  No

7.2 Total number of test suction points installed: 1 (pilot test included 20' long sample vent)

7.3 Diameter of test suction point(s): 4" diameter drain tile in 12"x12" trench, 20 lineal feet

7.4 Volume of soil removed (loose) from each test suction point: 20  yard<sup>3</sup> or  feet<sup>3</sup>

#### 8. PFE Test Point Information

---

*Illustrate pressure field extension (PFE) test point locations on scaled floor plan in Section 10.*

8.1 Total number of pre-mitigation PFE test points completed: 9

8.2 Approximate total square footage of building footprint: 65,000

8.3 Was pre-mitigation PFE testing conducted with all combustion appliances and exhaust fan/venting appliances operating and all outside windows and doors closed to provide "worst-case" conditions?  Yes  No

8.4 Did all of the pre-mitigation PFE test points demonstrate a pressure differential greater than or equal to the MPCA default pressure differential (3 pascals in winter/5 pascals in summer)?  Yes  No

8.5 Document pre-mitigation PFE test point measurements on the summary table in Section 9.

8.6 Were the PFE test points temporarily sealed and left in place for future testing?  Yes  No

8.6 Were the PFE test points permanently sealed upon completion of diagnostic testing?  Yes  No

#### 9. Fan selection information based on pre-mitigation diagnostic testing results

---

9.1 Number of fans required based on diagnostics: 6

9.2 Fan make/model: AMG Force

9.3 Maximum Wattage: 300

9.4 Fan manufacturer's specifications for maximum CFM and pressure: 240 CFM and 5.512" H2O

## 10. Summary of pre-mitigation PFE diagnostic testing measurements

- 10.1 Site ID number: \_\_\_\_\_
- 10.2 Property address: 5130 Main St NE, Fridley, MN
- 10.3 Person completing measurements: Isaac Fuhr, Megan Lindstrom


PFE test point location ID	Pressure differential between sub-slab and indoor space (inches of water column to 0.0001")	Pressure differential between sub-slab and indoor space (Pascals to 0.1)	Date (mm/dd/yyyy)	Time
P-1		-340.0	08/08/2018	<input checked="" type="checkbox"/> am <input type="checkbox"/> pm
P-2		-218.3	08/08/2018	<input checked="" type="checkbox"/> am <input type="checkbox"/> pm
P-3		-30.7	08/08/2018	<input checked="" type="checkbox"/> am <input type="checkbox"/> pm
P-4		-26.8	08/08/2018	<input checked="" type="checkbox"/> am <input type="checkbox"/> pm
P-5 (AS-11)		-13.0	08/08/2018	<input checked="" type="checkbox"/> am <input type="checkbox"/> pm
P-6		-3.3	08/08/2018	<input checked="" type="checkbox"/> am <input type="checkbox"/> pm
P-7 (AS-12)		-3.5	08/08/2018	<input checked="" type="checkbox"/> am <input type="checkbox"/> pm
P-8		-21.1	08/08/2018	<input checked="" type="checkbox"/> am <input type="checkbox"/> pm
P-9 (AS-5)		-100.4	08/08/2018	<input checked="" type="checkbox"/> am <input type="checkbox"/> pm
See Technical Memo for After Hours Testing Results and Locations				<input type="checkbox"/> am <input type="checkbox"/> pm
				<input type="checkbox"/> am <input type="checkbox"/> pm
				<input type="checkbox"/> am <input type="checkbox"/> pm
				<input type="checkbox"/> am <input type="checkbox"/> pm
				<input type="checkbox"/> am <input type="checkbox"/> pm
				<input type="checkbox"/> am <input type="checkbox"/> pm
				<input type="checkbox"/> am <input type="checkbox"/> pm
				<input type="checkbox"/> am <input type="checkbox"/> pm
				<input type="checkbox"/> am <input type="checkbox"/> pm
				<input type="checkbox"/> am <input type="checkbox"/> pm
				<input type="checkbox"/> am <input type="checkbox"/> pm
				<input type="checkbox"/> am <input type="checkbox"/> pm
				<input type="checkbox"/> am <input type="checkbox"/> pm
				<input type="checkbox"/> am <input type="checkbox"/> pm
				<input type="checkbox"/> am <input type="checkbox"/> pm
				<input type="checkbox"/> am <input type="checkbox"/> pm
				<input type="checkbox"/> am <input type="checkbox"/> pm
				<input type="checkbox"/> am <input type="checkbox"/> pm
				<input type="checkbox"/> am <input type="checkbox"/> pm
				<input type="checkbox"/> am <input type="checkbox"/> pm
				<input type="checkbox"/> am <input type="checkbox"/> pm
				<input type="checkbox"/> am <input type="checkbox"/> pm
				<input type="checkbox"/> am <input type="checkbox"/> pm
				<input type="checkbox"/> am <input type="checkbox"/> pm
				<input type="checkbox"/> am <input type="checkbox"/> pm
				<input type="checkbox"/> am <input type="checkbox"/> pm
				<input type="checkbox"/> am <input type="checkbox"/> pm
				<input type="checkbox"/> am <input type="checkbox"/> pm
				<input type="checkbox"/> am <input type="checkbox"/> pm
				<input type="checkbox"/> am <input type="checkbox"/> pm

**Notes:** To convert inches of water to Pascals, multiply by 249.


Make and model of manometer used for PFE diagnostic testing: \_\_\_\_\_

## 11. Floor plan of basement/lowest level

*Include locations of: sealed cracks, openings and utility penetrations, crawl spaces, sumps, suction points, utility lines and PFE test points.*



**Scale:**

**North**  (circle one)



**Minnesota Pollution  
Control Agency**

520 Lafayette Road North  
St. Paul, MN 55155-4194

# Active Mitigation System Installation Checklist

Remediation Program  
Vapor Intrusion/Mitigation

*Doc Type: Site Inspection Information*

**Instructions:** This checklist is to be completed by the contractor conducting installation of an active mitigation system as a building control for vapor mitigation. A copy of the completed checklist should be included in Appendix D of the Property Summary Report (PSR) which documents vapor mitigation activities completed for the property.

## 1. General site and contractor information

- 1.1 Site name: Reviva
- 1.2 MPCA site ID number: SR0000027
- 1.3 Property address: 5130 Main St NE, Fridley, MN 55421
- 1.4 Property owner name: Reviva
- 1.5 Property owner phone/email: 763-535-8900
- 1.6 Date(s) of mitigation system installation (mm/dd/yyyy): 9/1/2017
- 1.7 Installation contractor name: Olson Concrete (demo and concrete), Reviva (pipe), Davco (electric), Ben Rehak (roofing)
- 1.8 Installation contractor phone/email: 952-448-6647, 763-971-6235, 651-347-4567, 651-900-4667

## 2. System component considerations

- |   | Yes                                 | No                                  | NA                                  |
|---|-------------------------------------|-------------------------------------|-------------------------------------|
| 2.1 Is there evidence that contaminant type(s) and concentrations are present that warrant consideration of intrinsically safe system components? | <input type="checkbox"/>            | <input checked="" type="checkbox"/> |                                     |
| 2.2 If yes, has the system been constructed to be intrinsically safe?   | <input type="checkbox"/>            | <input type="checkbox"/>            | <input checked="" type="checkbox"/> |
| 2.3 Were the locations of all system components (suction points, fans, and system piping) approved by the property owner prior to installation?   | <input checked="" type="checkbox"/> | <input type="checkbox"/>            |                                     |
| 2.4 Illustrate active mitigation system component locations on the floor plan in Section 9.   | <input checked="" type="checkbox"/> | <input type="checkbox"/>            |                                     |

## 3. System installation and interior piping

- |  | Yes                                 | No                       | NA                       |
|--|-------------------------------------|--------------------------|--------------------------|
| 3.1 Are all suction point, manifold, exhaust piping and fittings solid, Schedule 40 pipe not less than 3 inches inside diameter?   | <input checked="" type="checkbox"/> | <input type="checkbox"/> | <input type="checkbox"/> |
| 3.2 Indicate the diameter of suction, manifold and exhaust pipes:<br><input type="checkbox"/> 3 inch (suction/manifold/exhaust)<br><input checked="" type="checkbox"/> 4 inch (suction/manifold/exhaust)<br><input type="checkbox"/> 6 inch (suction/manifold/exhaust)<br><input type="checkbox"/> 8 inch (suction/manifold/exhaust)<br><input type="checkbox"/> Other (list): _____ |                                     |                          |                          |
| 3.3 Are all pipe interior joints and connections in mitigation systems sealed permanently? (Exceptions include installation of fans and sump covers)   | <input checked="" type="checkbox"/> | <input type="checkbox"/> | <input type="checkbox"/> |
| 3.4 Does the system piping avoid attachment to or support by existing pipes, ducts, conduits or any kind of equipment?   | <input checked="" type="checkbox"/> | <input type="checkbox"/> | <input type="checkbox"/> |
| 3.5 Does the system piping avoid blocking window and doors or access to installed equipment?   | <input checked="" type="checkbox"/> | <input type="checkbox"/> | <input type="checkbox"/> |
| 3.6 Are supports for system piping installed at least every six (6) feet on horizontal runs?   | <input checked="" type="checkbox"/> | <input type="checkbox"/> | <input type="checkbox"/> |
| 3.7 Are vertical runs secured above or below the points of penetration through floors, ceilings  | <input checked="" type="checkbox"/> | <input type="checkbox"/> | <input type="checkbox"/> |



	Yes	No	NA
and roofs, or at least every (8) feet on runs that do not penetrate floors, ceilings, or roofs?			
3.8 Are suction point pipes supported and secured in a permanent manner that prevents their downward movement to the bottom of suction pits or sump pits, or into the soil beneath a soil-gas-retarder membrane?	<input checked="" type="checkbox"/>	<input type="checkbox"/>	<input type="checkbox"/>
3.9 Vent pipes are installed in a configuration that ensures that any rain water or condensation drains downward into the ground beneath the slab or soil gas retarder membrane?	<input checked="" type="checkbox"/>	<input type="checkbox"/>	<input type="checkbox"/>
3.9 Vent pipes are installed in a configuration that ensures that any rain water or condensation drains downward into the ground beneath the slab or soil gas retarder membrane?	<input checked="" type="checkbox"/>	<input type="checkbox"/>	<input type="checkbox"/>
3.10 Are fire collars installed around any piping that penetrates a firewall?	<input type="checkbox"/>	<input type="checkbox"/>	<input checked="" type="checkbox"/>

#### 4. Fan installation information

4.1 Total number of fans installed: <u>8</u>			
4.2 Fan make and model: <u>AMG Force</u>			
4.3 Maximum wattage: <u>300</u>			
4.4 Fan manufacturer's specifications for maximum CFM and pressure: <u>240 CFM and 5.512" H2O</u>			
4.5 Indicate the locations of all installed mitigation system fans. Fans are to be installed in unconditioned spaces: <input type="checkbox"/> Attic (unconditioned) <input type="checkbox"/> Garage <input checked="" type="checkbox"/> Outside <input type="checkbox"/> 8 inch (suction/manifold/exhaust) <input type="checkbox"/> Other (specify): _____			
	<b>Yes</b>	<b>No</b>	<b>NA</b>
4.6 Is the fan installed in a vertical run of the vent pipe?	<input checked="" type="checkbox"/>	<input type="checkbox"/>	<input type="checkbox"/>
4.7 Is the fan mounted to the vent pipe with removable or flexible connections?	<input checked="" type="checkbox"/>	<input type="checkbox"/>	<input type="checkbox"/>
4.8 If the fan is mounted on the exterior of the building, is it rated for outdoor use or installed in a weather proof protective housing?	<input checked="" type="checkbox"/>	<input type="checkbox"/>	<input type="checkbox"/>
4.9 If the fan is mounted on the exterior of the building, is the fan and pipe run chased and insulated to prevent freezing in winter conditions? <b>Exhaust air is warm, constant flow prevents freezing</b>	<input type="checkbox"/>	<input type="checkbox"/>	<input checked="" type="checkbox"/>
4.10 Does the system operate without noise or vibration above normal conditions?	<input checked="" type="checkbox"/>	<input type="checkbox"/>	<input type="checkbox"/>
4.11 Is the total circuit load <80% of capacity (12 amps for 15 amp circuit, 16 for 20 amp circuit)?	<input checked="" type="checkbox"/>	<input type="checkbox"/>	<input type="checkbox"/>
4.12 Is the fan on a dedicated circuit if the load is >50% of capacity?	<input checked="" type="checkbox"/>	<input type="checkbox"/>	<input type="checkbox"/>

#### 5. Monitors and labeling

	Yes	No	NA
5.1 Is a manometer (or other approved indicator device) installed on at least one of the suction points of the mitigation system to allow for confirmation of system operation?	<input checked="" type="checkbox"/>	<input type="checkbox"/>	<input type="checkbox"/>
5.2 Is a system description label placed on the mitigation system?	<input checked="" type="checkbox"/>	<input type="checkbox"/>	<input type="checkbox"/>
5.3 Initial system differential pressure: <u>2.0-2.5</u> inches of water column Date of initial differential pressure reading (mm/dd/yyyy): <u>12/19/2017</u>			
5.4 Is the label legible from a distance of at least three feet and does it display the following information: Purpose of the system (Vapor Intrusion Mitigation), name and phone number of the contact person?	<input checked="" type="checkbox"/>	<input type="checkbox"/>	<input type="checkbox"/>
5.5 Are vent pipes labeled on each level where pipe is visible?	<input checked="" type="checkbox"/>	<input type="checkbox"/>	<input type="checkbox"/>
5.6 Is the circuit breaker controlling the circuit on which the vent fan operates labeled?	<input checked="" type="checkbox"/>	<input type="checkbox"/>	<input type="checkbox"/>
5.7 Is the current vacuum reading within 0.25" water of the initial reading for low vacuum fans and within 5% of the commissioned vacuum for high vacuum fans?	<input checked="" type="checkbox"/>	<input type="checkbox"/>	<input type="checkbox"/>
5.8 Was the system tested in the worst case scenario (e.g., all fans/dryers/vents, furnace/HVAC/ air exchangers) in operation?	<input checked="" type="checkbox"/>	<input type="checkbox"/>	<input type="checkbox"/>
5.9 Was a carbon monoxide (CO) detector installed or present and operable in the building after active system installation? <b>Owner has information</b>	<input type="checkbox"/>	<input type="checkbox"/>	<input checked="" type="checkbox"/>
5.10 If yes, where is the carbon monoxide detector located: _____			

## 6. System vent discharge

	Yes	No	NA
6.1 Is the vent pipe vertical and upward, outside the structure, at least 10 feet above ground level, and above the edge of the roof? (Req. A)	<input checked="" type="checkbox"/>	<input type="checkbox"/>	<input type="checkbox"/>
6.2 Is the discharge of the vent pipe ten feet or more away from any window, door, or other opening into conditioned or otherwise occupiable spaces of the structure, if the vapor discharge point is not at least 2 feet above the top of such openings? (Req. B)	<input checked="" type="checkbox"/>	<input type="checkbox"/>	<input type="checkbox"/>
6.3 Is the discharge of the vent pipe ten feet or more away from any opening into the conditioned or other occupiable spaces of an adjacent building? Chimney flues shall be considered openings. (Req. C)	<input checked="" type="checkbox"/>	<input type="checkbox"/>	<input type="checkbox"/>
6.4 For vent stack pipes that penetrate the roof, is the point of discharge at least 12 in. above the surface of the roof? (Req. D)	<input checked="" type="checkbox"/>	<input type="checkbox"/>	<input type="checkbox"/>
6.5 For vent stack pipes attached to or penetrating the sides of the buildings, is the point of discharge vertical and a minimum of 12 inches above the surface of the roof?	<input type="checkbox"/>	<input type="checkbox"/>	<input checked="" type="checkbox"/>
6.6 Does the horizontal run of vent stack pipe penetrate the gable end walls? (Req. E)	<input type="checkbox"/>	<input checked="" type="checkbox"/>	<input type="checkbox"/>
6.7 If yes, is the piping outside the structure routed to a vertical position so that the discharge point meets the requirements of (A), (B), (C), and (D) listed above?	<input type="checkbox"/>	<input type="checkbox"/>	<input checked="" type="checkbox"/>
6.8 Do points of discharge that are not in a direct line of sight from openings into conditioned or otherwise occupiable space because of intervening objects, such as dormers, chimneys, windows around the corner, etc. meet the separation requirements of (A), (B), (C), (D) and (E)?	<input checked="" type="checkbox"/>	<input type="checkbox"/>	<input type="checkbox"/>
6.9 Is the outside vent piping fastened to the structure of the building with hangers, strapping or other supports that will secure it adequately (every 8 feet)?	<input checked="" type="checkbox"/>	<input type="checkbox"/>	<input type="checkbox"/>
6.10 Is vent stack piping's inner diameter at least as large as the largest used in the manifold piping?	<input checked="" type="checkbox"/>	<input type="checkbox"/>	<input type="checkbox"/>
6.11 If system piping is installed on the exterior of a building, is piping and electric conduit sealed from the outside at point of entry into the building?	<input checked="" type="checkbox"/>	<input type="checkbox"/>	<input type="checkbox"/>

## 7. Sump pit

*Provide written and verbal communication to the property owner and tenants for the requirement to keep the sump sealed and to re-seal in the event that the seal is broken during maintenance activities.*

	Yes	No	NA
7.1 Is there a sump pit present?	<input type="checkbox"/>	<input checked="" type="checkbox"/>	<input type="checkbox"/>
7.2 If yes, indicate number and location(s): _____			
7.3 Is the sump pit cover constructed to facilitate removal for sump pump/pit maintenance?	<input type="checkbox"/>	<input type="checkbox"/>	<input checked="" type="checkbox"/>
7.4 Is the mitigation system constructed to draw soil-gas from the sump pit?	<input type="checkbox"/>	<input type="checkbox"/>	<input checked="" type="checkbox"/>
7.5 If yes, does the vent pipe have a disconnect for easy removal for sump pump maintenance?	<input type="checkbox"/>	<input type="checkbox"/>	<input checked="" type="checkbox"/>

## 8. Crawlspace sub-membrane depressurization system

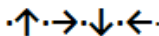
	Yes	No	NA
8.1 Was a sub-membrane depressurization system installed in a crawlspace area or area without a concrete floor as part of the mitigation system?	<input type="checkbox"/>	<input checked="" type="checkbox"/>	<input type="checkbox"/>
8.2 Is the vapor barrier membrane a minimum of 6 mil (3 mil cross-laminated) polyethylene?	<input type="checkbox"/>	<input type="checkbox"/>	<input checked="" type="checkbox"/>
8.3 Are the seams overlapped at least 12 inches and sealed using compatible materials?	<input type="checkbox"/>	<input type="checkbox"/>	<input checked="" type="checkbox"/>
8.4 Is the vapor barrier membrane secured to the wall using furring strips or appropriate sealants	<input type="checkbox"/>	<input type="checkbox"/>	<input checked="" type="checkbox"/>
8.5 Did the sub-membrane depressurization system pass the smoke test after installation?	<input type="checkbox"/>	<input type="checkbox"/>	<input checked="" type="checkbox"/>

9. Active mitigation system diagram

*Include: suction points, fans, system manometer, sumps, crawl spaces, system piping, exhaust discharge, electrical panel.*

See Operations and Maintenance Plan - Sub-slab Depressurization System

Scale:

North  (circle one)



**Minnesota Pollution  
Control Agency**

520 Lafayette Road North  
St. Paul, MN 55155-4194

# Post-Mitigation Diagnostic Checklist

Remediation Program  
Vapor Intrusion/Mitigation

*Doc Type: Site Inspection Information*

**Instructions:** This checklist is to be completed by the contractor conducting post-mitigation diagnostic testing after installation of a sub-slab depressurization (SSD) system as a building control for vapor mitigation. A copy of the completed checklist should be included in Appendix D of the Property Summary Report (PSR) which documents vapor mitigation activities completed for the property.

## 1. General site and property information

- 1.1 Site name: Reviva
- 1.2 MPCA site ID number: SR0000027
- 1.3 Property address: 5130 Main St NE, Fridley, MN 55421
- 1.4 Property owner name: Reviva
- 1.5 Property owner phone/email: 763-535-8900
- 1.6 Date of pre-mitigation diagnostic testing (mm/dd/yyyy): 12/19/2017
- 1.7 Installation contractor name: Olson Concrete (demo and concrete), Reviva (pipe), Davco (electric), Ben Rehak (roofing)
- 1.8 Installation contractor phone/email: 952-448-6647, 763-971-6235, 651-347-4567, 651-900-4667

## 2. Post-mitigation pressure field extension (PFE) test point information

- 2.1 Total number of post-mitigation PFE test points: 18  
(Illustrate locations of PFE test points on the Floor Plan in Section 5)
- 2.2 Approximate total square footage of building footprint: 65,000
- 2.3 Was post-mitigation PFE testing conducted with all combustion appliances and exhaust fan/venting appliances operating and all exterior windows and doors closed to provide "worst-case" conditions?  Yes  No
- 2.4 Did all of the post-mitigation PFE test points demonstrate a pressure differential greater than or equal to the MPCA default pressure differential (3 pascals in winter/5 pascals in summer)?  Yes  No
- 2.5 Document post-mitigation PFE test point measurements on the Section 4 summary table.

## 3. Backdraft testing \*Owner to complete back-draft testing independently

*Procedures for checking combustion appliance backdrafting can be found in section 11.5 of EPA, 1993.*

- 3.1 Check the ambient air within the building with a multi-gas meter and photo-ionization detector (PID) for potential environments of concern and provide the highest observed readings for the following:  
Oxygen: \_\_\_\_\_ Lower explosive limit (LEL): \_\_\_\_\_ Carbon Monoxide: \_\_\_\_\_  
Hydrogen Sulfide: \_\_\_\_\_ PID: \_\_\_\_\_ Location of highest readings (room): \_\_\_\_\_
- 3.2 Identify all combustion appliances present in the building:  
 Clothes dryer  Water heater  Central furnace  Gravity furnace  Floor furnace  
 Wood fireplace  Gas fireplace  Space heater  Boiler  Wood stove  Gas stove  
 Other (specify): \_\_\_\_\_ Primary fuel type: \_\_\_\_\_
- 3.3 Which of the appliances identified above have natural draft exhaust: \_\_\_\_\_
- 3.4 Which of the appliances identified above have mechanical/forced exhaust: \_\_\_\_\_
- 3.5 Were backdraft conditions identified in any of the identified combustion appliances during the post-mitigation backdraft testing?  Yes  No
- 3.6 If post-mitigation backdraft conditions were identified, notify the property owner immediately and turn off the active vapor mitigation system until the backdraft conditions are corrected.

**4. Summary of post-mitigation PFE diagnostic testing measurements**

4.1 Site ID number: \_\_\_\_\_  
 4.2 Property address: 5130 Main St NE, Fridley, MN 55421 \_\_\_\_\_  
 4.3 Person completing measurements: Dan Margarit \_\_\_\_\_  
 4.4 Make and model of manometer used for PFE diagnostic testing: Grey Wolf Zephyr 2 \_\_\_\_\_

PFE test point location ID	Pressure differential between sub-slab and indoor space (inches of water column to 0.0001")	Pressure differential between sub-slab and indoor space (Pascals to 0.1)	Date (mm/dd/yyyy)	Time
AS-1		-193.0	12/19/2017	11:00 <input checked="" type="checkbox"/> am <input type="checkbox"/> pm
AS-2		-32.7	12/19/2017	11:03 <input checked="" type="checkbox"/> am <input type="checkbox"/> pm
AS-3		-91.9	12/19/2017	11:06 <input checked="" type="checkbox"/> am <input type="checkbox"/> pm
AS-4		-97.4	12/19/2017	11:09 <input checked="" type="checkbox"/> am <input type="checkbox"/> pm
AS-5		-105.2	12/19/2017	11:12 <input checked="" type="checkbox"/> am <input type="checkbox"/> pm
AS-6		-71.0	12/19/2017	11:15 <input checked="" type="checkbox"/> am <input type="checkbox"/> pm
AS-7		-20.6	12/19/2017	11:18 <input checked="" type="checkbox"/> am <input type="checkbox"/> pm
AS-8		-5.6	12/19/2017	11:21 <input checked="" type="checkbox"/> am <input type="checkbox"/> pm
AS-9		-376.1	12/19/2017	11:24 <input checked="" type="checkbox"/> am <input type="checkbox"/> pm
AS-10		-48.8	12/19/2017	11:27 <input checked="" type="checkbox"/> am <input type="checkbox"/> pm
AS-11		-62.3	12/19/2017	11:30 <input checked="" type="checkbox"/> am <input type="checkbox"/> pm
AS-12		-88.6	12/19/2017	11:33 <input checked="" type="checkbox"/> am <input type="checkbox"/> pm
AS-13		-14.0	12/19/2017	11:36 <input checked="" type="checkbox"/> am <input type="checkbox"/> pm
AS-14		-51.7	12/19/2017	11:39 <input checked="" type="checkbox"/> am <input type="checkbox"/> pm
AS-15		-32.4	12/19/2017	11:42 <input checked="" type="checkbox"/> am <input type="checkbox"/> pm
AS-16		-17.6	12/19/2017	11:45 <input checked="" type="checkbox"/> am <input type="checkbox"/> pm
AS-17		-12.3	12/19/2017	11:48 <input checked="" type="checkbox"/> am <input type="checkbox"/> pm
AS-18		-21.9	12/19/2017	11:51 <input checked="" type="checkbox"/> am <input type="checkbox"/> pm
				<input type="checkbox"/> am <input type="checkbox"/> pm
				<input type="checkbox"/> am <input type="checkbox"/> pm
				<input type="checkbox"/> am <input type="checkbox"/> pm
				<input type="checkbox"/> am <input type="checkbox"/> pm
				<input type="checkbox"/> am <input type="checkbox"/> pm
				<input type="checkbox"/> am <input type="checkbox"/> pm
				<input type="checkbox"/> am <input type="checkbox"/> pm
				<input type="checkbox"/> am <input type="checkbox"/> pm
				<input type="checkbox"/> am <input type="checkbox"/> pm
				<input type="checkbox"/> am <input type="checkbox"/> pm
				<input type="checkbox"/> am <input type="checkbox"/> pm
				<input type="checkbox"/> am <input type="checkbox"/> pm
				<input type="checkbox"/> am <input type="checkbox"/> pm
				<input type="checkbox"/> am <input type="checkbox"/> pm
				<input type="checkbox"/> am <input type="checkbox"/> pm
				<input type="checkbox"/> am <input type="checkbox"/> pm
				<input type="checkbox"/> am <input type="checkbox"/> pm
				<input type="checkbox"/> am <input type="checkbox"/> pm
				<input type="checkbox"/> am <input type="checkbox"/> pm
				<input type="checkbox"/> am <input type="checkbox"/> pm
				<input type="checkbox"/> am <input type="checkbox"/> pm
				<input type="checkbox"/> am <input type="checkbox"/> pm
				<input type="checkbox"/> am <input type="checkbox"/> pm


**Note:** To convert inches of water to Pascals, multiply by 249.

## 5. Floor plan of basement/lowest level


---

*Include locations of: suction points and post-mitigation PFE test points.*

- 5.1 Site ID number: \_\_\_\_\_  
5.2 Property address: 5130 Main St NE, Fridley, MN 55421  
5.3 Person completing measurements: Dan Margarit



**Scale:**

**North**  (circle one)


**Minnesota Pollution  
Control Agency**

 520 Lafayette Road North  
St. Paul, MN 55155-4194

# Post-Mitigation Confirmation Sampling Checklist

 Remediation Program  
Vapor Intrusion/Mitigation

*Doc Type: Site Inspection Information*

**Instructions:** This checklist is to be completed by the contractor conducting post-mitigation confirmation sampling after installation of a sub-slab depressurization (SSD) system as a building control for vapor mitigation. A copy of the completed checklist should be included in Appendix D of the Property Summary Report (PSR) which documents vapor mitigation activities completed for the property.

## 1. General site and property information

- 1.1 Site name: Reviva (Formerly Dealer's Manufacturing)
- 1.2 MPCA site ID number: SR0000027
- 1.3 Property address: 5130 Main St NE, Fridley, MN 55421
- 1.4 Property owner name: Reviva
- 1.5 Property owner phone/email: 763-535-8900
- 1.6 Date of post-mitigation confirmation sampling: 3/27/2018
- 1.7 Sampling contractor name: Carlson McCain, Inc.
- 1.8 Sampling contractor phone/email: 763-489-7900

## 2. Post-mitigation confirmation indoor/outdoor air sampling

- 2.1 A minimum of two weeks prior to indoor air sample collection, complete Part 2 (Indoor Air Quality Survey) of the MPCA's Vapor Intrusion Building Survey Form to document potential indoor air sources of volatile organic compounds (VOCs). Document if the chemical products were removed prior to sampling or not.
- 2.2 Indoor and outdoor air samples should be collected in individually certified air sampling canisters with a flow restrictor set to collect the sample over an approximately twenty-four hour time period.
- 2.3 Document indoor/outdoor air sample collection information on a Sample Collection Data Sheet (example provided below).
- 2.4 Illustrate the indoor air sample location(s) on the floor plan in Section 8.
- 2.5 Illustrate the outdoor ambient air sample location on the Outdoor Grid Plot in Section 9.

## 3. Indoor/Outdoor air sample collection data \*See additional pages for

### Sample information:

Sample information:			additional sampling locations		
Sample ID:	<u>VP-1B</u>		Sample ID:	<u>VP-2B</u>	
Sampled by:	<u>D. Margarit</u>		Sampled by:	<u>D. Margarit</u>	
<input checked="" type="checkbox"/> Indoors	<input type="checkbox"/> Outdoors		<input checked="" type="checkbox"/> Indoors	<input type="checkbox"/> Outdoors	
Floor/Level:	<u>Main Floor/Lowest Level</u>		Floor/Level:	<u>Main Floor/Lowest Level</u>	
Room:	<u>Office Area</u>		Room:	<u>Factory Floor; Pumps/Injectors Area</u>	
Position w/in Room:	<u>Along wall nearest production area</u>		Position w/in Room:	<u>In production area, near walkway</u>	
Height above floor:	<u>5'</u>		Height above floor:	<u>4'</u>	

	Start (Grab)	End		Start (Grab)	End
Date:		<u>3/27/2018</u>	Date:		<u>3/27/2018</u>
Time:		<u>11:13</u>	Time:		<u>11:18</u>
Vacuum (in Hg):	<u>-31</u>	<u>-9</u>	Vacuum (in Hg):	<u>-29</u>	<u>-3</u>

Sampling device: <u>Summa Canister Equipped with air train</u>	Sampling device: <u>Summa Canister Equipped with air train</u>
Individually certified? <input checked="" type="checkbox"/> Yes <input type="checkbox"/> No	Individually certified? <input checked="" type="checkbox"/> Yes <input type="checkbox"/> No
Canister #: <u>5962</u>	Canister #: <u>4068</u>
Regulator #: <u>4516</u>	Regulator #: <u>3664</u>
Regulator flow rate: _____	Regulator flow rate: _____
Duration of test: <u>24 hours</u>	Duration of test: <u>24 hours</u>
Analysis: <u>TO-15</u>	Analysis: <u>TO-15</u>
Laboratory: <u>TestAmerica</u>	Laboratory: <u>TestAmerica</u>
Ambient PID: <u>1.1</u>	Ambient PID: _____
Sub-slab PID: _____	Sub-slab PID: _____

**Weather conditions during sampling:**

Temperature range: 33-46 °F Barometric pressure range: 30.02(in. Hg)  
 Wind direction: West Wind speed: 10.4 mph Skies: Mostly Cloudy, light rain/fog

**4. Concurrent post-mitigation sub-slab confirmation sampling**

- 4.1 Collect the sub-slab vapor sample during the same time-frame that the indoor/outdoor air samples are being collected and from the same general location as the pre-mitigation sub-slab sample location, if possible.
- 4.2 The sub-slab vapor sample(s) should be collected in an individually certified air sampling canister with a flow restrictor set to collect the sample at a rate of 200 ml/min.
- 4.3 Document sub-slab vapor sample collection information on a Sample Collection Data Sheet (example provided in Section 5 below)

**5. Sub-slab vapor sample collection data**

**\*See additional pages for additional sampling locations**

**Sub-slab sample point information:**

Illustrate location of sub-slab samples on the floor plan in section 8.

Concrete slab thickness: 8 inches Soil type beneath slab: Poorly graded sand  
 Type of sub-slab vapor point installed: Cox-Colvin Vapor Pin  
 Date of installation (mm/dd/yyyy): 05/25/2017 Time of installation: \_\_\_\_\_  am  pm  
 Pressure test start time: \_\_\_\_\_  am  pm End time: \_\_\_\_\_  am  pm Pressure test held at (in. of Hg): \_\_\_\_\_  
 Water based leak test performed and passed: Yes **Or** Tracer gas leak test performed and passed: \_\_\_\_\_  
 Sample train volume purged: 2 volumes Purge method: Via syringe

**Sample description:**

Sample ID: <u>AS-1B</u>	Sample ID: <u>AS-2B</u>
Sampled by: <u>D. Margarit</u>	Sampled by: <u>D. Margarit</u>

	Start (Grab)	End		Start (Grab)	End
Date:	3/27/2018	3/27/2018	Date:	3/27/2018	3/27/2018
Time:	8:23	8:32	Time:	8:08	8:15
Vacuum (in Hg):	-30	-2	Vacuum (in Hg):	-30	-2



Sampling device: <u>Summa Canister</u>	Sampling device: <u>Summa Canister</u>
Individually certified? <input type="checkbox"/> Yes <input checked="" type="checkbox"/> No	Individually certified? <input checked="" type="checkbox"/> Yes <input type="checkbox"/> No
Canister #: <u>5922</u>	Canister #: <u>4952</u>
Regulator #: <u>5595</u>	Regulator #: <u>5954</u>
Regulator flow rate: <u>200 mL/min</u>	Regulator flow rate: <u>200 mL/min</u>
Duration of test: <u>9 minutes</u>	Duration of test: <u>7 minutes</u>
Analysis: <u>TO-15</u>	Analysis: <u>TO-15</u>
Laboratory: <u>TestAmerica</u>	Laboratory: <u>TestAmerica</u>
Ambient PID: <u>1.4</u>	Ambient PID: <u>0.8</u>
Sub-slab PID: _____	Sub-slab PID: _____

**Notes:**

## 6. Post-mitigation confirmation PFE test point information

- 6.1 Total number of post-mitigation PFE test points: 6 (6 vapor sample locations, 18 total vapor mitigation system test points)  
(Illustrate locations of PFE test points on floor plan in Section 8).
- 6.2 Approximate total square footage of building footprint: 65,575 square feet
- 6.3 Was post-mitigation PFE testing conducted with all combustion appliances and exhaust fan/venting appliances operating and all windows and closed to provide "worst-case" conditions?  Yes  No
- 6.4 Did all of the post-mitigation PFE test points demonstrate a pressure differential greater than or equal to the MPCA default pressure differential (3 pascals in winter/5 pascals in summer)?  Yes  No
- 6.5 Document post-mitigation PFE test point measurements on the Section 7 summary table.
- 6.6 Were the PFE test points permanently sealed after completion of all testing?  Yes  No

7. Summary of post-mitigation PFE diagnostic testing measurements

- 7.1 Site ID number: \_\_\_\_\_  
 7.2 Property address: 5130 Main St NE, Fridley, MN  
 7.3 Person completing measurements: D. Margarit  
 7.4 Make and model of manometer used for PFE diagnostic testing: Grey Wolf Zephyr II

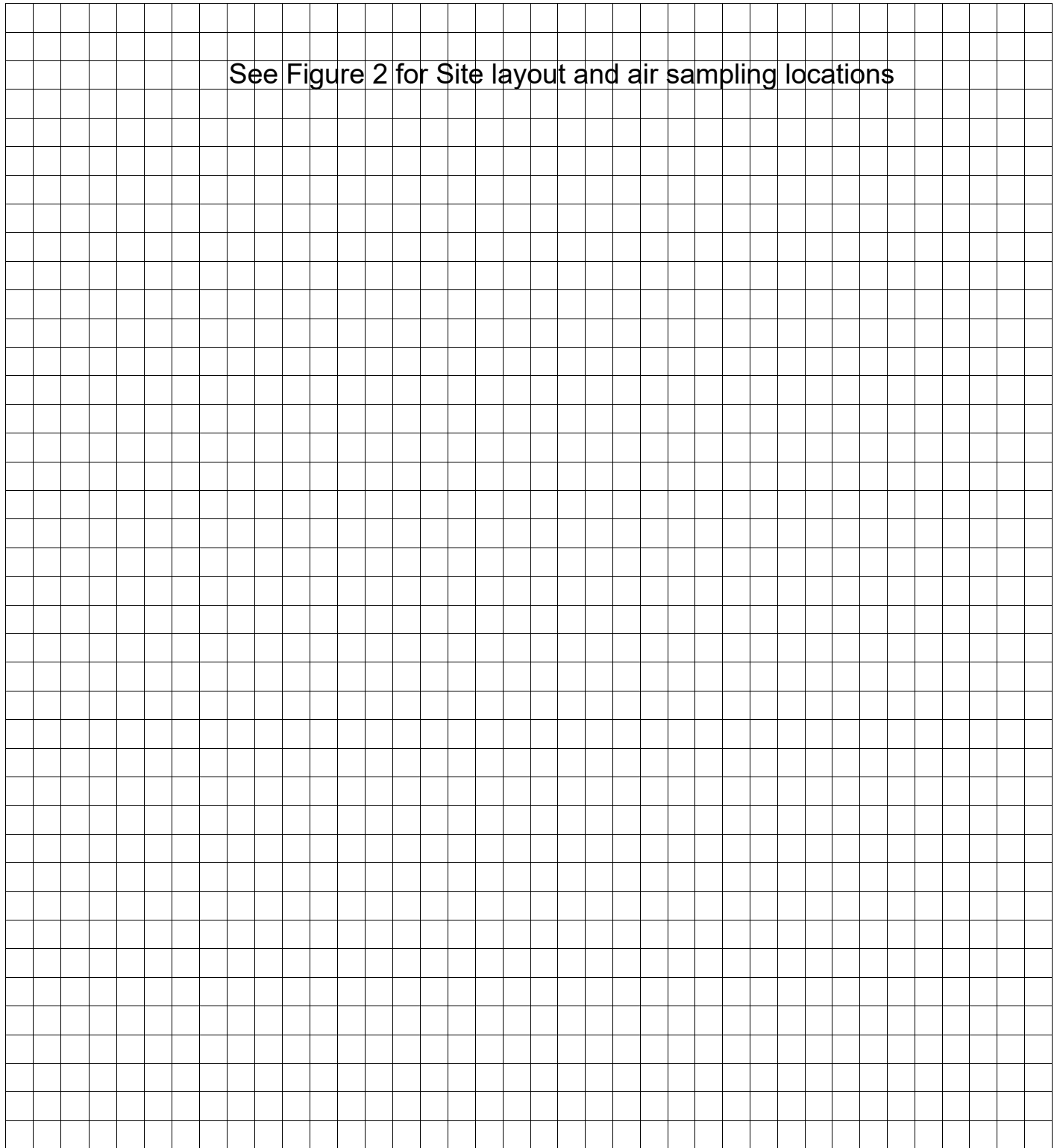
PFE test point location ID	Pressure differential between sub-slab and indoor space (inches of water column to 0.0001")	Pressure differential between sub-slab and indoor space (Pascals to 0.1)	Date (mm/dd/yyyy)	Time
AS-1		-187.3	3/27/2018	<input type="checkbox"/> am <input type="checkbox"/> pm
AS-2		-39.7	3/27/2018	<input type="checkbox"/> am <input type="checkbox"/> pm
AS-3		-68.5	3/27/2018	<input type="checkbox"/> am <input type="checkbox"/> pm
AS-4		-65.3	3/27/2018	<input type="checkbox"/> am <input type="checkbox"/> pm
AS-5		-90.1	3/27/2018	<input type="checkbox"/> am <input type="checkbox"/> pm
AS-6		-65.2	3/27/2018	<input type="checkbox"/> am <input type="checkbox"/> pm
AS-11		-14.4	3/27/2018	<input type="checkbox"/> am <input type="checkbox"/> pm
AS-12		-3.9	3/27/2018	<input type="checkbox"/> am <input type="checkbox"/> pm
AS-13		-383.0	3/27/2018	<input type="checkbox"/> am <input type="checkbox"/> pm
AS-14		-32.9	3/27/2018	<input type="checkbox"/> am <input type="checkbox"/> pm
AS-15		-33.2	3/27/2018	<input type="checkbox"/> am <input type="checkbox"/> pm
AS-16		-50.1	3/27/2018	<input type="checkbox"/> am <input type="checkbox"/> pm
AS-17		-10.0	3/27/2018	<input type="checkbox"/> am <input type="checkbox"/> pm
AS-18		-42.4	3/27/2018	<input type="checkbox"/> am <input type="checkbox"/> pm
AS-19		-23.2	3/27/2018	<input type="checkbox"/> am <input type="checkbox"/> pm
AS-20		-10.5	3/27/2018	<input type="checkbox"/> am <input type="checkbox"/> pm
AS-21		-4.5	3/27/2018	<input type="checkbox"/> am <input type="checkbox"/> pm
AS-22		-26.9	3/27/2018	<input type="checkbox"/> am <input type="checkbox"/> pm
				<input type="checkbox"/> am <input type="checkbox"/> pm
				<input type="checkbox"/> am <input type="checkbox"/> pm
				<input type="checkbox"/> am <input type="checkbox"/> pm
				<input type="checkbox"/> am <input type="checkbox"/> pm
				<input type="checkbox"/> am <input type="checkbox"/> pm
				<input type="checkbox"/> am <input type="checkbox"/> pm
				<input type="checkbox"/> am <input type="checkbox"/> pm
				<input type="checkbox"/> am <input type="checkbox"/> pm
				<input type="checkbox"/> am <input type="checkbox"/> pm
				<input type="checkbox"/> am <input type="checkbox"/> pm
				<input type="checkbox"/> am <input type="checkbox"/> pm
				<input type="checkbox"/> am <input type="checkbox"/> pm
				<input type="checkbox"/> am <input type="checkbox"/> pm
				<input type="checkbox"/> am <input type="checkbox"/> pm
				<input type="checkbox"/> am <input type="checkbox"/> pm
				<input type="checkbox"/> am <input type="checkbox"/> pm
				<input type="checkbox"/> am <input type="checkbox"/> pm
				<input type="checkbox"/> am <input type="checkbox"/> pm
				<input type="checkbox"/> am <input type="checkbox"/> pm
				<input type="checkbox"/> am <input type="checkbox"/> pm
				<input type="checkbox"/> am <input type="checkbox"/> pm
				<input type="checkbox"/> am <input type="checkbox"/> pm
				<input type="checkbox"/> am <input type="checkbox"/> pm

Note: To convert inches of water to Pascals, multiply by 249.

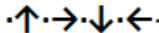
## 8. Floor plan of basement/lowest level or location of indoor air sample

Include locations of: Indoor air sample locations, sub-slab sample points, chemical product storage areas and PFE test points.

- 8.1 Site ID number: \_\_\_\_\_  
8.2 Property address: 5130 Main St NE, Fridley, MN  
8.3 Person completing measurements: D. Margarit



Scale:


North  (circle one)

## 9. Outdoor grid plot


---

*Include locations of: outdoor air sample locations and building footprint.*

- 9.1 Site ID number: \_\_\_\_\_  
9.2 Property address: 5130 Main St, NE Fridley, MN  
9.3 Person completing measurements: D, Margarit



**Scale:**

**North**  (circle one)

### 3. Indoor/Outdoor air sample collection data (Continued)

#### Sample information:

Sample ID: VP-3B  
 Sampled by: D. Margarit  
 Indoors  Outdoors  
 Floor/Level: Main Floor/ Lowest Level  
 Room: Fuel, Deman, and cleanig area  
 Position w/in Room: Along west side of exterior wall  
 Height above floor: 4.5'

Sample ID: VP-4B  
 Sampled by: D. Margarit  
 Indoors  Outdoors  
 Floor/Level: Main Floor/Lowest Level  
 Room: Deman cleaning  
 Position w/in Room: Along interior dividing wall, near demanufacturing equipment  
 Height above floor: 4'

	Start (Grab)	End
Date:		3/27/2018
Time:		10:49
Vacuum (in Hg):	-3	-

	Start (Grab)	End
Date:		3/27/2018
Time:		10:46
Vacuum (in Hg):	-3	-

Sampling device: Summan Canister  
 Individually certified?  Yes  No  
 Canister #: 6171  
 Regulator #: 5230  
 Regulator flow rate: \_\_\_\_\_  
 Duration of test: 24-hours  
 Analysis: TO-15  
 Laboratory: TestAmerica  
 Ambient PID: 3.7  
 Sub-slab PID: \_\_\_\_\_

Sampling device: Summa Canister  
 Individually certified?  Yes  No  
 Canister #: 5053  
 Regulator #: 4212  
 Regulator flow rate: \_\_\_\_\_  
 Duration of test: 24-hours  
 Analysis: TO-15  
 Laboratory: TestAmerica  
 Ambient PID: 4.6  
 Sub-slab PID: \_\_\_\_\_

#### Sample information:

Sample ID: VP-5B  
 Sampled by: D. Margarit  
 Indoors  Outdoors  
 Floor/Level: Main Floor/ Lowest Level  
 Room: Outdoors along west side of building  
 Position w/in Room: Within scrap metal storage area  
 Height above floor: 4.5'

Sample ID: VP-6  
 Sampled by: D. Margarit  
 Indoors  Outdoors  
 Floor/Level: Main Floor/Lowest Level  
 Room: Hallway in southern materials storage area  
 Position w/in Room: Along wall, outside of maintenance areat  
 Height above floor: 5"

	Start (Grab)	End
Date:		3/27/2018
Time:		10:54
Vacuum (in Hg):	-3	-

	Start (Grab)	End
Date:		3/27/2018
Time:		10:46
Vacuum (in Hg):	-3	-

### 3. Indoor/Outdoor air sample collection data (Continued)

Sampling device: <u>Summan Canister</u>	Sampling device: <u>Summa Canister</u>
Individually certified? <input checked="" type="checkbox"/> Yes <input type="checkbox"/> No	Individually certified? <input checked="" type="checkbox"/> Yes <input type="checkbox"/> No
Canister #: <u>5456</u>	Canister #: <u>3621</u>
Regulator #: <u>3294</u>	Regulator #: <u>3117</u>
Regulator flow rate: _____	Regulator flow rate: _____
Duration of test: <u>24-hours</u>	Duration of test: <u>24-hours</u>
Analysis: <u>TO-15</u>	Analysis: <u>TO-15</u>
Laboratory: <u>TestAmerica</u>	Laboratory: <u>TestAmerica</u>
Ambient PID: <u>0.1</u>	Ambient PID: <u>2.8</u>
Sub-slab PID: _____	Sub-slab PID: _____

#### Sample information:

Sample ID: <u>VP-7</u>	Sample ID: _____
Sampled by: <u>D. Margarit</u>	Sampled by: _____
<input checked="" type="checkbox"/> Indoors <input type="checkbox"/> Outdoors	<input type="checkbox"/> Indoors <input type="checkbox"/> Outdoors
Floor/Level: <u>Main Floor/ Lowest Level</u>	Floor/Level: _____
Room: <u>Shipping/Receiving</u>	Room: _____
Position w/in Room: <u>At the junction of the shipping receiving north side/materials west side and gas assembly south side</u>	Position w/in Room: _____
Height above floor: <u>4.5'</u>	Height above floor: _____

	Start (Grab)	End		Start (Grab)	End
Date:		<u>3/27/2018</u>	Date:		
Time:		<u>10:59</u>	Time:		

Vacuum (in Hg): <u>-2</u>	<u>-</u>	Vacuum (in Hg): _____	_____
---------------------------	----------	-----------------------	-------

Sampling device: <u>Summan Canister</u>	Sampling device: _____
Individually certified? <input checked="" type="checkbox"/> Yes <input type="checkbox"/> No	Individually certified? <input type="checkbox"/> Yes <input type="checkbox"/> No
Canister #: <u>3205</u>	Canister #: _____
Regulator #: <u>3980</u>	Regulator #: _____
Regulator flow rate: _____	Regulator flow rate: _____
Duration of test: <u>24-hours</u>	Duration of test: _____
Analysis: <u>TO-15</u>	Analysis: _____
Laboratory: <u>TestAmerica</u>	Laboratory: _____
Ambient PID: <u>3.3</u>	Ambient PID: _____
Sub-slab PID: _____	Sub-slab PID: _____

## 5. Sub-slab vapor sample collection data (Continued)

### Sample description:

Sample ID: <u>AS-3B</u>	Sample ID: <u>AS-4B</u>
Sampled by: <u>D. Margarit</u>	Sampled by: <u>D. Margarit</u>

	Start (Grab)	End		Start (Grab)	End
Date:	3/27/2018	3/27/2018	Date:	3/27/2018	3/27/2018
Time:	8:39	8:50	Time:	8:56	9:05
Vacuum (in Hg):	-3	-	Vacuum (in Hg):	-3	-

Sampling device: <u>Summa Canister</u>	Sampling device: <u>Summa Canister</u>
Individually certified? <input checked="" type="checkbox"/> Yes <input type="checkbox"/> No	Individually certified? <input checked="" type="checkbox"/> Yes <input type="checkbox"/> No
Canister #: <u>6406</u>	Canister #: <u>6479</u>
Regulator #: <u>6026</u>	Regulator #: <u>6076</u>
Regulator flow rate: <u>200 mL/min</u>	Regulator flow rate: <u>200mL/min</u>
Duration of test: <u>11 minutes</u>	Duration of test: <u>11 minutes</u>
Analysis: <u>TO-15</u>	Analysis: <u>TO-15</u>
Laboratory: <u>TestAmerica</u>	Laboratory: <u>TestAmerica</u>
Ambient PID: <u>2.5</u>	Ambient PID: <u>4.8</u>
Sub-slab PID: _____	Sub-slab PID: _____

### Sample description:

Sample ID: <u>AS-5B</u>	Sample ID: <u>AS-6B</u>
Sampled by: <u>D. Margarit</u>	Sampled by: <u>D. Margarit</u>

	Start (Grab)	End		Start (Grab)	End
Date:	3/27/2018	3/27/2018	Date:	3/27/2018	3/27/2018
Time:	9:13	9:20	Time:	8:59	9:09
Vacuum (in Hg):	-2	-	Vacuum (in Hg):	-2	-

Sampling device: <u>Summa Canister</u>	Sampling device: <u>Summa Canister</u>
Individually certified? <input type="checkbox"/> Yes <input checked="" type="checkbox"/> No	Individually certified? <input checked="" type="checkbox"/> Yes <input type="checkbox"/> No
Canister #: <u>3688</u>	Canister #: <u>6494</u>
Regulator #: <u>5884</u>	Regulator #: <u>6107</u>
Regulator flow rate: <u>200 mL/min</u>	Regulator flow rate: <u>200mL/min</u>
Duration of test: <u>7 minutes</u>	Duration of test: <u>10 minutes</u>
Analysis: <u>TO-15</u>	Analysis: <u>TO-15</u>
Laboratory: <u>TestAmerica</u>	Laboratory: <u>TestAmerica</u>
Ambient PID: <u>2.9</u>	Ambient PID: <u>1.7</u>
Sub-slab PID: _____	Sub-slab PID: _____

*Appendix B – Updated Inspection Forms*



**Annual Inspections  
 (To be completed between January-March)**

Inspection Item	Sign and Date Upon Completion	Notes / Corrective Action
Inspect all visible components of the vapor mitigation system including fans, piping, seals and hangers to ensure there are no signs of degradation or blockage		
Examine as-built plans to verify the system configuration has not been modified		
Inspect external electrical components to identify undesirable conditions, such as excessive noise, vibration, moisture or corrosion, and to verify that the fan cut-off switch is operable. Noisy fans typically indicate problems with the ball bearings and warrant replacement on that basis.		
Visually inspect the building to evaluate whether any significant changes were made that would affect the design of the system or general environment in which it is operated		
Visually inspect the area of concern (including cracks in the floor, sumps, floor drains and utility penetrations) to ensure there are no significant changes in conditions that would warrant modification of the system design		
Confirmation that the building owner or occupant is knowledgeable about the operation and maintenance of the system. Confirmation that a copy of the O&M manual is present in the building and has been updated as necessary.		

**Sub-Slab Pressure Inspections**  
(Complete in Quarter 1)

Selected Vapor Pin Sampling Locations (see Figure 3)	Sub-Slab Vacuum Pressure (Pascals) - relative to indoor plant air
AS-2	
AS-12	
AS-13	
AS-16	
AS-17	
AS-19	
AS-20	
AS-22	

Sign: \_\_\_\_\_

Date: \_\_\_\_\_

Notes:

1. If sub-slab vacuum is below 5 Pa in the non-heating season (or 3 Pa in the heating season), proceed to troubleshooting.
2. Non-heating season - May 1 to November 1
3. Quarter 1 is from January to March

**Quarterly Inspections**

	Sign and Date Upon Completion			
	Quarter 1 (January - March)	Quarter 2 (April - June)	Quarter 3 (July - September)	Quarter 4 (October - December)
Monitor vent risers for flow rates and pressures generated by the fans to confirm the system is working, not plugged and moisture is draining correctly. Complete data section below for each quarter.	Signature:	Signature:	Signature:	Signature:
	Date:	Date:	Date:	Date:

Vent Location	Vacuum in Riser Pipe				Fan Flow Rate				Fan Velocity at System Start-up (ft/min)	Notes
	Slide manometer measurement gauge until liquid levels read equal on the left and right of the gauge. Record vacuum measurement in inches of water (Should be 2.0 to 2.5 ")				Inspect fan outlets on roof, use flow meter during fan operation and record velocity in feet per minute (should be close to velocity in next column)					
	Quarter 1	Quarter 2	Quarter 3	Quarter 4	Quarter 1	Quarter 2	Quarter 3	Quarter 4		
Vent A									880	
Vent B									540	
Vent C									760	
Vent D									440	
Vent E									500	
Vent F									690	
Vent G									420	
Vent H									210	

\*Note: It is important to check fan velocity at outlet, even after checking vacuum. It's possible that the fan is operating, and vacuum is present, but the pipe is clogged near the transition under the slab. In this case lower velocity and higher vacuums would exist.

*Appendix C – TestAmerica Laboratory Report*

# TestAmerica

THE LEADER IN ENVIRONMENTAL TESTING

## ANALYTICAL REPORT

TestAmerica Laboratories, Inc.

TestAmerica Burlington

30 Community Drive

Suite 11

South Burlington, VT 05403

Tel: (802)660-1990

TestAmerica Job ID: 200-42829-1

TestAmerica Sample Delivery Group: 200-42829-1

Client Project/Site: Reviva Confirm

For:

Carlson McCain, Inc.

3890 Pheasant Ridge Drive NE, #100

Blaine, Minnesota 55449

Attn: Wade Carlson



Authorized for release by:

3/30/2018 3:07:55 PM

Kathryn Kelly, Project Manager II

(802)660-1990

[kathryn.kelly@testamericainc.com](mailto:kathryn.kelly@testamericainc.com)

### LINKS

Review your project  
results through

Total Access

Have a Question?



Visit us at:

[www.testamericainc.com](http://www.testamericainc.com)

*The test results in this report meet all 2003 NELAC and 2009 TNI requirements for accredited parameters, exceptions are noted in this report. This report may not be reproduced except in full, and with written approval from the laboratory. For questions please contact the Project Manager at the e-mail address or telephone number listed on this page.*

*This report has been electronically signed and authorized by the signatory. Electronic signature is intended to be the legally binding equivalent of a traditionally handwritten signature.*

*Results relate only to the items tested and the sample(s) as received by the laboratory.*

1

2

3

4

5

6

7

8

9

10

11

12

13

14

15



# Table of Contents

Cover Page . . . . .	1
Table of Contents . . . . .	2
Definitions/Glossary . . . . .	3
Case Narrative . . . . .	4
Detection Summary . . . . .	5
Client Sample Results . . . . .	8
QC Sample Results . . . . .	28
QC Association Summary . . . . .	33
Lab Chronicle . . . . .	34
Certification Summary . . . . .	37
Method Summary . . . . .	38
Sample Summary . . . . .	39
Chain of Custody . . . . .	40
Receipt Checklists . . . . .	44
Clean Canister Certification . . . . .	45
Pre-Ship Certification . . . . .	45
Clean Canister Data . . . . .	55

# Definitions/Glossary

Client: Carlson McCain, Inc.  
Project/Site: Reviva Confirm

TestAmerica Job ID: 200-42829-1  
SDG: 200-42829-1

## Qualifiers

### Air - GC/MS VOA TICs

Qualifier	Qualifier Description
J	Indicates an Estimated Value for TICs
N	Presumptive evidence of material.
T	Result is a tentatively identified compound (TIC) and an estimated value.

## Glossary

Abbreviation	These commonly used abbreviations may or may not be present in this report.
α	Listed under the "D" column to designate that the result is reported on a dry weight basis
%R	Percent Recovery
CFL	Contains Free Liquid
CNF	Contains No Free Liquid
DER	Duplicate Error Ratio (normalized absolute difference)
Dil Fac	Dilution Factor
DL	Detection Limit (DoD/DOE)
DL, RA, RE, IN	Indicates a Dilution, Re-analysis, Re-extraction, or additional Initial metals/anion analysis of the sample
DLC	Decision Level Concentration (Radiochemistry)
EDL	Estimated Detection Limit (Dioxin)
LOD	Limit of Detection (DoD/DOE)
LOQ	Limit of Quantitation (DoD/DOE)
MDA	Minimum Detectable Activity (Radiochemistry)
MDC	Minimum Detectable Concentration (Radiochemistry)
MDL	Method Detection Limit
ML	Minimum Level (Dioxin)
NC	Not Calculated
ND	Not Detected at the reporting limit (or MDL or EDL if shown)
PQL	Practical Quantitation Limit
QC	Quality Control
RER	Relative Error Ratio (Radiochemistry)
RL	Reporting Limit or Requested Limit (Radiochemistry)
RPD	Relative Percent Difference, a measure of the relative difference between two points
TEF	Toxicity Equivalent Factor (Dioxin)
TEQ	Toxicity Equivalent Quotient (Dioxin)

# Case Narrative

Client: Carlson McCain, Inc.  
Project/Site: Reviva Confirm

TestAmerica Job ID: 200-42829-1  
SDG: 200-42829-1

**Job ID: 200-42829-1**

**Laboratory: TestAmerica Burlington**

**Narrative**

## CASE NARRATIVE

**Client: Carlson McCain, Inc.**

**Project: Reviva Confirm**

**Report Number: 200-42829-1**

With the exceptions noted as flags or footnotes, standard analytical protocols were followed in the analysis of the samples and no problems were encountered or anomalies observed. In addition all laboratory quality control samples were within established control limits, with any exceptions noted below. Each sample was analyzed to achieve the lowest possible reporting limit within the constraints of the method. In some cases, due to interference or analytes present at high concentrations, samples were diluted. For diluted samples, the reporting limits are adjusted relative to the dilution required.

Calculations are performed before rounding to avoid round-off errors in calculated results.

All holding times were met and proper preservation noted for the methods performed on these samples, unless otherwise detailed in the individual sections below.

### **RECEIPT**

The samples were received on 03/28/2018; the samples arrived in good condition.

### **VOLATILE ORGANIC COMPOUNDS**

Samples AS-1B, AS-2B, AS-3B, AS-4B, AS-5B, AS-6B, VP-1B, VP-2B, VP-3B, VP-4B, VP-5B, VP-6B and VP-7B were analyzed for Volatile Organic Compounds in accordance with EPA Method TO-15. The samples were analyzed on 03/29/2018 and 03/30/2018.

Samples AS-1B[10X], AS-2B[10X], AS-3B[10X], AS-4B[10X], AS-5B[10X], AS-6B[10X], VP-1B[2X], VP-2B[5X], VP-3B[2X], VP-4B[2X], VP-6B and VP-7B[4X] required dilution prior to analysis. The reporting limits have been adjusted accordingly.

No analytical or quality issues were noted, other than those described above or in the Definitions/Glossary page.



# Detection Summary

Client: Carlson McCain, Inc.  
Project/Site: Reviva Confirm

TestAmerica Job ID: 200-42829-1  
SDG: 200-42829-1

## Client Sample ID: AS-1B

## Lab Sample ID: 200-42829-1

Analyte	Result	Qualifier	RL	Unit	Dil Fac	D	Method	Prep Type
Dichlorodifluoromethane	27.4		24.7	ug/m3	10		TO-15	Total/NA
Trichloroethene	29.1		10.7	ug/m3	10		TO-15	Total/NA

## Client Sample ID: AS-2B

## Lab Sample ID: 200-42829-2

Analyte	Result	Qualifier	RL	Unit	Dil Fac	D	Method	Prep Type
Cyclohexane	7.33		6.88	ug/m3	10		TO-15	Total/NA
Trichloroethene	16.8		10.7	ug/m3	10		TO-15	Total/NA
Toluene	11.9		7.54	ug/m3	10		TO-15	Total/NA

## Client Sample ID: AS-3B

## Lab Sample ID: 200-42829-3

Analyte	Result	Qualifier	RL	Unit	Dil Fac	D	Method	Prep Type
n-Hexane	8.51		7.05	ug/m3	10		TO-15	Total/NA
Cyclohexane	31.6		6.88	ug/m3	10		TO-15	Total/NA
Toluene	13.8		7.54	ug/m3	10		TO-15	Total/NA

## Client Sample ID: AS-4B

## Lab Sample ID: 200-42829-4

Analyte	Result	Qualifier	RL	Unit	Dil Fac	D	Method	Prep Type
Acetone	153		119	ug/m3	10		TO-15	Total/NA
Methylene Chloride	18.1		17.4	ug/m3	10		TO-15	Total/NA
Cyclohexane	15.0		6.88	ug/m3	10		TO-15	Total/NA
n-Heptane	9.95		8.20	ug/m3	10		TO-15	Total/NA
Trichloroethene	15.3		10.7	ug/m3	10		TO-15	Total/NA
Toluene	17.0		7.54	ug/m3	10		TO-15	Total/NA

## Client Sample ID: AS-5B

## Lab Sample ID: 200-42829-5

Analyte	Result	Qualifier	RL	Unit	Dil Fac	D	Method	Prep Type
Cyclohexane	48.7		6.88	ug/m3	10		TO-15	Total/NA
Toluene	13.6		7.54	ug/m3	10		TO-15	Total/NA

## Client Sample ID: AS-6B

## Lab Sample ID: 200-42829-6

Analyte	Result	Qualifier	RL	Unit	Dil Fac	D	Method	Prep Type
Cyclohexane	10.1		6.88	ug/m3	10		TO-15	Total/NA
Trichloroethene	92.6		10.7	ug/m3	10		TO-15	Total/NA
Toluene	8.42		7.54	ug/m3	10		TO-15	Total/NA

## Client Sample ID: VP-1B

## Lab Sample ID: 200-42829-7

Analyte	Result	Qualifier	RL	Unit	Dil Fac	D	Method	Prep Type
Trichlorofluoromethane	2.96		2.25	ug/m3	2		TO-15	Total/NA
Ethanol	80.7		18.8	ug/m3	2		TO-15	Total/NA
Acetone	98.5		23.8	ug/m3	2		TO-15	Total/NA
Isopropyl alcohol	40.4		24.6	ug/m3	2		TO-15	Total/NA
n-Hexane	3.61		1.41	ug/m3	2		TO-15	Total/NA
Methyl Ethyl Ketone	5.53		2.95	ug/m3	2		TO-15	Total/NA
Cyclohexane	8.69		1.38	ug/m3	2		TO-15	Total/NA

This Detection Summary does not include radiochemical test results.

TestAmerica Burlington

# Detection Summary

Client: Carlson McCain, Inc.  
Project/Site: Reviva Confirm

TestAmerica Job ID: 200-42829-1  
SDG: 200-42829-1

## Client Sample ID: VP-1B (Continued)

Lab Sample ID: 200-42829-7

Analyte	Result	Qualifier	RL	Unit	Dil Fac	D	Method	Prep Type
Benzene	1.46		1.28	ug/m3	2		TO-15	Total/NA
n-Heptane	1.98		1.64	ug/m3	2		TO-15	Total/NA
Toluene	3.94		1.51	ug/m3	2		TO-15	Total/NA
m,p-Xylene	5.94		4.34	ug/m3	2		TO-15	Total/NA
Xylene, o-	1.89		1.74	ug/m3	2		TO-15	Total/NA

## Client Sample ID: VP-2B

Lab Sample ID: 200-42829-8

Analyte	Result	Qualifier	RL	Unit	Dil Fac	D	Method	Prep Type
Ethanol	62.2		47.1	ug/m3	5		TO-15	Total/NA
Acetone	248		59.4	ug/m3	5		TO-15	Total/NA
Isopropyl alcohol	161		61.5	ug/m3	5		TO-15	Total/NA
Methylene Chloride	17.2		8.68	ug/m3	5		TO-15	Total/NA
n-Hexane	7.33		3.52	ug/m3	5		TO-15	Total/NA
Cyclohexane	22.4		3.44	ug/m3	5		TO-15	Total/NA
n-Heptane	7.62		4.10	ug/m3	5		TO-15	Total/NA
Toluene	5.02		3.77	ug/m3	5		TO-15	Total/NA
m,p-Xylene	16.4		10.9	ug/m3	5		TO-15	Total/NA
Xylene, o-	5.15		4.34	ug/m3	5		TO-15	Total/NA

## Client Sample ID: VP-3B

Lab Sample ID: 200-42829-9

Analyte	Result	Qualifier	RL	Unit	Dil Fac	D	Method	Prep Type
Ethanol	99.8		18.8	ug/m3	2		TO-15	Total/NA
Acetone	144		23.8	ug/m3	2		TO-15	Total/NA
Isopropyl alcohol	27.1		24.6	ug/m3	2		TO-15	Total/NA
Methylene Chloride	9.59		3.47	ug/m3	2		TO-15	Total/NA
n-Hexane	15.1		1.41	ug/m3	2		TO-15	Total/NA
Methyl Ethyl Ketone	8.69		2.95	ug/m3	2		TO-15	Total/NA
Cyclohexane	8.91		1.38	ug/m3	2		TO-15	Total/NA
Benzene	7.64		1.28	ug/m3	2		TO-15	Total/NA
n-Heptane	12.7		1.64	ug/m3	2		TO-15	Total/NA
Toluene	27.0		1.51	ug/m3	2		TO-15	Total/NA
Ethylbenzene	9.93		1.74	ug/m3	2		TO-15	Total/NA
m,p-Xylene	37.9		4.34	ug/m3	2		TO-15	Total/NA
Xylene, o-	13.7		1.74	ug/m3	2		TO-15	Total/NA
4-Ethyltoluene	6.36		1.97	ug/m3	2		TO-15	Total/NA
1,3,5-Trimethylbenzene	7.28		1.97	ug/m3	2		TO-15	Total/NA
1,2,4-Trimethylbenzene	28.1		1.97	ug/m3	2		TO-15	Total/NA

## Client Sample ID: VP-4B

Lab Sample ID: 200-42829-10

Analyte	Result	Qualifier	RL	Unit	Dil Fac	D	Method	Prep Type
Trichlorofluoromethane	2.41		2.25	ug/m3	2		TO-15	Total/NA
Ethanol	93.5		18.8	ug/m3	2		TO-15	Total/NA
Acetone	75.4		23.8	ug/m3	2		TO-15	Total/NA
Methylene Chloride	4.09		3.47	ug/m3	2		TO-15	Total/NA
n-Hexane	14.5		1.41	ug/m3	2		TO-15	Total/NA
Methyl Ethyl Ketone	5.53		2.95	ug/m3	2		TO-15	Total/NA
Cyclohexane	6.49		1.38	ug/m3	2		TO-15	Total/NA

This Detection Summary does not include radiochemical test results.

TestAmerica Burlington

# Detection Summary

Client: Carlson McCain, Inc.  
Project/Site: Reviva Confirm

TestAmerica Job ID: 200-42829-1  
SDG: 200-42829-1

## Client Sample ID: VP-4B (Continued)

## Lab Sample ID: 200-42829-10

Analyte	Result	Qualifier	RL	Unit	Dil Fac	D	Method	Prep Type
Benzene	7.07		1.28	ug/m3	2		TO-15	Total/NA
n-Heptane	13.6		1.64	ug/m3	2		TO-15	Total/NA
Toluene	37.5		1.51	ug/m3	2		TO-15	Total/NA
Ethylbenzene	7.04		1.74	ug/m3	2		TO-15	Total/NA
m,p-Xylene	26.0		4.34	ug/m3	2		TO-15	Total/NA
Xylene, o-	9.54		1.74	ug/m3	2		TO-15	Total/NA
4-Ethyltoluene	4.61		1.97	ug/m3	2		TO-15	Total/NA
1,3,5-Trimethylbenzene	4.91		1.97	ug/m3	2		TO-15	Total/NA
1,2,4-Trimethylbenzene	17.3		1.97	ug/m3	2		TO-15	Total/NA

## Client Sample ID: VP-5B

## Lab Sample ID: 200-42829-11

Analyte	Result	Qualifier	RL	Unit	Dil Fac	D	Method	Prep Type
Benzene	0.682		0.639	ug/m3	1		TO-15	Total/NA
Toluene	1.11		0.754	ug/m3	1		TO-15	Total/NA

## Client Sample ID: VP-6B

## Lab Sample ID: 200-42829-12

Analyte	Result	Qualifier	RL	Unit	Dil Fac	D	Method	Prep Type
Ethanol	54.0		47.1	ug/m3	5		TO-15	Total/NA
Acetone	166		59.4	ug/m3	5		TO-15	Total/NA
Isopropyl alcohol	80.6		61.5	ug/m3	5		TO-15	Total/NA
Methylene Chloride	11.2		8.68	ug/m3	5		TO-15	Total/NA
n-Hexane	11.6		3.52	ug/m3	5		TO-15	Total/NA
Cyclohexane	27.7		3.44	ug/m3	5		TO-15	Total/NA
Benzene	3.80		3.19	ug/m3	5		TO-15	Total/NA
n-Heptane	6.81		4.10	ug/m3	5		TO-15	Total/NA
Toluene	10.4		3.77	ug/m3	5		TO-15	Total/NA
m,p-Xylene	16.4		10.9	ug/m3	5		TO-15	Total/NA
Xylene, o-	5.27		4.34	ug/m3	5		TO-15	Total/NA

## Client Sample ID: VP-7B

## Lab Sample ID: 200-42829-13

Analyte	Result	Qualifier	RL	Unit	Dil Fac	D	Method	Prep Type
Ethanol	57.1		37.7	ug/m3	4		TO-15	Total/NA
Acetone	160		47.5	ug/m3	4		TO-15	Total/NA
Isopropyl alcohol	68.6		49.2	ug/m3	4		TO-15	Total/NA
Methylene Chloride	19.6		6.95	ug/m3	4		TO-15	Total/NA
n-Hexane	14.1		2.82	ug/m3	4		TO-15	Total/NA
Cyclohexane	24.7		2.75	ug/m3	4		TO-15	Total/NA
Benzene	4.34		2.56	ug/m3	4		TO-15	Total/NA
n-Heptane	7.95		3.28	ug/m3	4		TO-15	Total/NA
Toluene	12.0		3.01	ug/m3	4		TO-15	Total/NA
Ethylbenzene	4.90		3.47	ug/m3	4		TO-15	Total/NA
m,p-Xylene	18.2		8.68	ug/m3	4		TO-15	Total/NA
Xylene, o-	5.84		3.47	ug/m3	4		TO-15	Total/NA
1,2,4-Trimethylbenzene	4.74		3.93	ug/m3	4		TO-15	Total/NA

This Detection Summary does not include radiochemical test results.

TestAmerica Burlington

# Client Sample Results

Client: Carlson McCain, Inc.  
Project/Site: Reviva Confirm

TestAmerica Job ID: 200-42829-1  
SDG: 200-42829-1

**Client Sample ID: AS-1B**

**Date Collected: 03/27/18 08:32**

**Date Received: 03/28/18 10:45**

**Sample Container: Summa Canister 1L**

**Lab Sample ID: 200-42829-1**

**Matrix: Air**

## Method: TO-15 - Volatile Organic Compounds in Ambient Air

Analyte	Result	Qualifier	RL	Unit	D	Prepared	Analyzed	Dil Fac
Propylene	<86.1		86.1	ug/m3			03/29/18 14:29	10
<b>Dichlorodifluoromethane</b>	<b>27.4</b>		24.7	ug/m3			03/29/18 14:29	10
1,2-Dichlorotetrafluoroethane	<14.0		14.0	ug/m3			03/29/18 14:29	10
Chloromethane	<10.3		10.3	ug/m3			03/29/18 14:29	10
Vinyl chloride	<5.11		5.11	ug/m3			03/29/18 14:29	10
1,3-Butadiene	<4.42		4.42	ug/m3			03/29/18 14:29	10
Bromomethane	<7.77		7.77	ug/m3			03/29/18 14:29	10
Chloroethane	<13.2		13.2	ug/m3			03/29/18 14:29	10
Trichlorofluoromethane	<11.2		11.2	ug/m3			03/29/18 14:29	10
Ethanol	<94.2		94.2	ug/m3			03/29/18 14:29	10
Freon TF	<15.3		15.3	ug/m3			03/29/18 14:29	10
1,1-Dichloroethene	<7.93		7.93	ug/m3			03/29/18 14:29	10
Acetone	<119		119	ug/m3			03/29/18 14:29	10
Isopropyl alcohol	<123		123	ug/m3			03/29/18 14:29	10
Carbon disulfide	<15.6		15.6	ug/m3			03/29/18 14:29	10
Methylene Chloride	<17.4		17.4	ug/m3			03/29/18 14:29	10
Methyl tert-butyl ether	<7.21		7.21	ug/m3			03/29/18 14:29	10
trans-1,2-Dichloroethene	<7.93		7.93	ug/m3			03/29/18 14:29	10
n-Hexane	<7.05		7.05	ug/m3			03/29/18 14:29	10
1,1-Dichloroethane	<8.09		8.09	ug/m3			03/29/18 14:29	10
Vinyl acetate	<176		176	ug/m3			03/29/18 14:29	10
Ethyl acetate	<180		180	ug/m3			03/29/18 14:29	10
Methyl Ethyl Ketone	<14.7		14.7	ug/m3			03/29/18 14:29	10
cis-1,2-Dichloroethene	<7.93		7.93	ug/m3			03/29/18 14:29	10
Chloroform	<9.77		9.77	ug/m3			03/29/18 14:29	10
Tetrahydrofuran	<147		147	ug/m3			03/29/18 14:29	10
1,1,1-Trichloroethane	<10.9		10.9	ug/m3			03/29/18 14:29	10
Cyclohexane	<6.88		6.88	ug/m3			03/29/18 14:29	10
Carbon tetrachloride	<12.6		12.6	ug/m3			03/29/18 14:29	10
Benzene	<6.39		6.39	ug/m3			03/29/18 14:29	10
1,2-Dichloroethane	<8.09		8.09	ug/m3			03/29/18 14:29	10
n-Heptane	<8.20		8.20	ug/m3			03/29/18 14:29	10
<b>Trichloroethene</b>	<b>29.1</b>		10.7	ug/m3			03/29/18 14:29	10
1,2-Dichloropropane	<9.24		9.24	ug/m3			03/29/18 14:29	10
Bromodichloromethane	<13.4		13.4	ug/m3			03/29/18 14:29	10
cis-1,3-Dichloropropene	<9.08		9.08	ug/m3			03/29/18 14:29	10
Methyl isobutyl ketone	<20.5		20.5	ug/m3			03/29/18 14:29	10
Toluene	<7.54		7.54	ug/m3			03/29/18 14:29	10
trans-1,3-Dichloropropene	<9.08		9.08	ug/m3			03/29/18 14:29	10
1,1,2-Trichloroethane	<10.9		10.9	ug/m3			03/29/18 14:29	10
Tetrachloroethene	<13.6		13.6	ug/m3			03/29/18 14:29	10
Methyl Butyl Ketone (2-Hexanone)	<20.5		20.5	ug/m3			03/29/18 14:29	10
1,2-Dibromoethane	<15.4		15.4	ug/m3			03/29/18 14:29	10
Chlorobenzene	<9.21		9.21	ug/m3			03/29/18 14:29	10
Ethylbenzene	<8.68		8.68	ug/m3			03/29/18 14:29	10
m,p-Xylene	<21.7		21.7	ug/m3			03/29/18 14:29	10
Xylene, o-	<8.68		8.68	ug/m3			03/29/18 14:29	10
Styrene	<8.52		8.52	ug/m3			03/29/18 14:29	10

TestAmerica Burlington

# Client Sample Results

Client: Carlson McCain, Inc.  
Project/Site: Reviva Confirm

TestAmerica Job ID: 200-42829-1  
SDG: 200-42829-1

**Client Sample ID: AS-1B**

**Lab Sample ID: 200-42829-1**

Date Collected: 03/27/18 08:32

Matrix: Air

Date Received: 03/28/18 10:45

Sample Container: Summa Canister 1L

**Method: TO-15 - Volatile Organic Compounds in Ambient Air (Continued)**

Analyte	Result	Qualifier	RL	Unit	D	Prepared	Analyzed	Dil Fac
Bromoform	<20.7		20.7	ug/m3			03/29/18 14:29	10
1,1,2,2-Tetrachloroethane	<13.7		13.7	ug/m3			03/29/18 14:29	10
4-Ethyltoluene	<9.83		9.83	ug/m3			03/29/18 14:29	10
1,3,5-Trimethylbenzene	<9.83		9.83	ug/m3			03/29/18 14:29	10
1,2,4-Trimethylbenzene	<9.83		9.83	ug/m3			03/29/18 14:29	10
1,3-Dichlorobenzene	<12.0		12.0	ug/m3			03/29/18 14:29	10
1,4-Dichlorobenzene	<12.0		12.0	ug/m3			03/29/18 14:29	10
Benzyl chloride	<10.4		10.4	ug/m3			03/29/18 14:29	10
1,2-Dichlorobenzene	<12.0		12.0	ug/m3			03/29/18 14:29	10
1,2,4-Trichlorobenzene	<37.1		37.1	ug/m3			03/29/18 14:29	10
Hexachlorobutadiene	<21.3		21.3	ug/m3			03/29/18 14:29	10
Naphthalene	<26.2		26.2	ug/m3			03/29/18 14:29	10
Dibromochloromethane	<17.0		17.0	ug/m3			03/29/18 14:29	10

Tentatively Identified Compound	Est. Result	Qualifier	Unit	D	RT	CAS No.	Prepared	Analyzed	Dil Fac
Unknown	16.5	T J	ppb v/v		3.12			03/29/18 14:29	10
Unknown	10.5	T J	ppb v/v		3.40			03/29/18 14:29	10
Unknown	34.2	T J	ppb v/v		3.65			03/29/18 14:29	10
Butane, 2-methyl-	43.8	T J N	ppb v/v		4.51	78-78-4		03/29/18 14:29	10
Propane, 1-bromo-	200	T J N	ppb v/v		9.16	106-94-5		03/29/18 14:29	10

**Client Sample ID: AS-2B**

**Lab Sample ID: 200-42829-2**

Date Collected: 03/27/18 08:15

Matrix: Air

Date Received: 03/28/18 10:45

Sample Container: Summa Canister 1L

**Method: TO-15 - Volatile Organic Compounds in Ambient Air**

Analyte	Result	Qualifier	RL	Unit	D	Prepared	Analyzed	Dil Fac
Propylene	<86.1		86.1	ug/m3			03/29/18 16:09	10
Dichlorodifluoromethane	<24.7		24.7	ug/m3			03/29/18 16:09	10
1,2-Dichlorotetrafluoroethane	<14.0		14.0	ug/m3			03/29/18 16:09	10
Chloromethane	<10.3		10.3	ug/m3			03/29/18 16:09	10
Vinyl chloride	<5.11		5.11	ug/m3			03/29/18 16:09	10
1,3-Butadiene	<4.42		4.42	ug/m3			03/29/18 16:09	10
Bromomethane	<7.77		7.77	ug/m3			03/29/18 16:09	10
Chloroethane	<13.2		13.2	ug/m3			03/29/18 16:09	10
Trichlorofluoromethane	<11.2		11.2	ug/m3			03/29/18 16:09	10
Ethanol	<94.2		94.2	ug/m3			03/29/18 16:09	10
Freon TF	<15.3		15.3	ug/m3			03/29/18 16:09	10
1,1-Dichloroethene	<7.93		7.93	ug/m3			03/29/18 16:09	10
Acetone	<119		119	ug/m3			03/29/18 16:09	10
Isopropyl alcohol	<123		123	ug/m3			03/29/18 16:09	10
Carbon disulfide	<15.6		15.6	ug/m3			03/29/18 16:09	10
Methylene Chloride	<17.4		17.4	ug/m3			03/29/18 16:09	10
Methyl tert-butyl ether	<7.21		7.21	ug/m3			03/29/18 16:09	10
trans-1,2-Dichloroethene	<7.93		7.93	ug/m3			03/29/18 16:09	10
n-Hexane	<7.05		7.05	ug/m3			03/29/18 16:09	10
1,1-Dichloroethane	<8.09		8.09	ug/m3			03/29/18 16:09	10
Vinyl acetate	<176		176	ug/m3			03/29/18 16:09	10

TestAmerica Burlington

# Client Sample Results

Client: Carlson McCain, Inc.  
Project/Site: Reviva Confirm

TestAmerica Job ID: 200-42829-1  
SDG: 200-42829-1

**Client Sample ID: AS-2B**

**Lab Sample ID: 200-42829-2**

Date Collected: 03/27/18 08:15

Matrix: Air

Date Received: 03/28/18 10:45

Sample Container: Summa Canister 1L

**Method: TO-15 - Volatile Organic Compounds in Ambient Air (Continued)**

Analyte	Result	Qualifier	RL	Unit	D	Prepared	Analyzed	Dil Fac
Ethyl acetate	<180		180	ug/m3			03/29/18 16:09	10
Methyl Ethyl Ketone	<14.7		14.7	ug/m3			03/29/18 16:09	10
cis-1,2-Dichloroethene	<7.93		7.93	ug/m3			03/29/18 16:09	10
Chloroform	<9.77		9.77	ug/m3			03/29/18 16:09	10
Tetrahydrofuran	<147		147	ug/m3			03/29/18 16:09	10
1,1,1-Trichloroethane	<10.9		10.9	ug/m3			03/29/18 16:09	10
<b>Cyclohexane</b>	<b>7.33</b>		6.88	ug/m3			03/29/18 16:09	10
Carbon tetrachloride	<12.6		12.6	ug/m3			03/29/18 16:09	10
Benzene	<6.39		6.39	ug/m3			03/29/18 16:09	10
1,2-Dichloroethane	<8.09		8.09	ug/m3			03/29/18 16:09	10
n-Heptane	<8.20		8.20	ug/m3			03/29/18 16:09	10
<b>Trichloroethene</b>	<b>16.8</b>		10.7	ug/m3			03/29/18 16:09	10
1,2-Dichloropropane	<9.24		9.24	ug/m3			03/29/18 16:09	10
Bromodichloromethane	<13.4		13.4	ug/m3			03/29/18 16:09	10
cis-1,3-Dichloropropene	<9.08		9.08	ug/m3			03/29/18 16:09	10
Methyl isobutyl ketone	<20.5		20.5	ug/m3			03/29/18 16:09	10
<b>Toluene</b>	<b>11.9</b>		7.54	ug/m3			03/29/18 16:09	10
trans-1,3-Dichloropropene	<9.08		9.08	ug/m3			03/29/18 16:09	10
1,1,2-Trichloroethane	<10.9		10.9	ug/m3			03/29/18 16:09	10
Tetrachloroethene	<13.6		13.6	ug/m3			03/29/18 16:09	10
Methyl Butyl Ketone (2-Hexanone)	<20.5		20.5	ug/m3			03/29/18 16:09	10
1,2-Dibromoethane	<15.4		15.4	ug/m3			03/29/18 16:09	10
Chlorobenzene	<9.21		9.21	ug/m3			03/29/18 16:09	10
Ethylbenzene	<8.68		8.68	ug/m3			03/29/18 16:09	10
m,p-Xylene	<21.7		21.7	ug/m3			03/29/18 16:09	10
Xylene, o-	<8.68		8.68	ug/m3			03/29/18 16:09	10
Styrene	<8.52		8.52	ug/m3			03/29/18 16:09	10
Bromoform	<20.7		20.7	ug/m3			03/29/18 16:09	10
1,1,2,2-Tetrachloroethane	<13.7		13.7	ug/m3			03/29/18 16:09	10
4-Ethyltoluene	<9.83		9.83	ug/m3			03/29/18 16:09	10
1,3,5-Trimethylbenzene	<9.83		9.83	ug/m3			03/29/18 16:09	10
1,2,4-Trimethylbenzene	<9.83		9.83	ug/m3			03/29/18 16:09	10
1,3-Dichlorobenzene	<12.0		12.0	ug/m3			03/29/18 16:09	10
1,4-Dichlorobenzene	<12.0		12.0	ug/m3			03/29/18 16:09	10
Benzyl chloride	<10.4		10.4	ug/m3			03/29/18 16:09	10
1,2-Dichlorobenzene	<12.0		12.0	ug/m3			03/29/18 16:09	10
1,2,4-Trichlorobenzene	<37.1		37.1	ug/m3			03/29/18 16:09	10
Hexachlorobutadiene	<21.3		21.3	ug/m3			03/29/18 16:09	10
Naphthalene	<26.2		26.2	ug/m3			03/29/18 16:09	10
Dibromochloromethane	<17.0		17.0	ug/m3			03/29/18 16:09	10

Tentatively Identified Compound	Est. Result	Qualifier	Unit	D	RT	CAS No.	Prepared	Analyzed	Dil Fac
Unknown	41.2	T J	ppb v/v		3.43			03/29/18 16:09	10
Propane, 1-bromo-	16.2	T J N	ppb v/v		9.15	106-94-5		03/29/18 16:09	10
Cyclotrisiloxane, hexamethyl-	12.6	T J N	ppb v/v		14.87	541-05-9		03/29/18 16:09	10

TestAmerica Burlington

# Client Sample Results

Client: Carlson McCain, Inc.  
Project/Site: Reviva Confirm

TestAmerica Job ID: 200-42829-1  
SDG: 200-42829-1

**Client Sample ID: AS-3B**

**Lab Sample ID: 200-42829-3**

**Date Collected: 03/27/18 08:50**

**Matrix: Air**

**Date Received: 03/28/18 10:45**

**Sample Container: Summa Canister 1L**

**Method: TO-15 - Volatile Organic Compounds in Ambient Air**

Analyte	Result	Qualifier	RL	Unit	D	Prepared	Analyzed	Dil Fac
Propylene	<86.1		86.1	ug/m3			03/29/18 17:00	10
Dichlorodifluoromethane	<24.7		24.7	ug/m3			03/29/18 17:00	10
1,2-Dichlorotetrafluoroethane	<14.0		14.0	ug/m3			03/29/18 17:00	10
Chloromethane	<10.3		10.3	ug/m3			03/29/18 17:00	10
Vinyl chloride	<5.11		5.11	ug/m3			03/29/18 17:00	10
1,3-Butadiene	<4.42		4.42	ug/m3			03/29/18 17:00	10
Bromomethane	<7.77		7.77	ug/m3			03/29/18 17:00	10
Chloroethane	<13.2		13.2	ug/m3			03/29/18 17:00	10
Trichlorofluoromethane	<11.2		11.2	ug/m3			03/29/18 17:00	10
Ethanol	<94.2		94.2	ug/m3			03/29/18 17:00	10
Freon TF	<15.3		15.3	ug/m3			03/29/18 17:00	10
1,1-Dichloroethene	<7.93		7.93	ug/m3			03/29/18 17:00	10
Acetone	<119		119	ug/m3			03/29/18 17:00	10
Isopropyl alcohol	<123		123	ug/m3			03/29/18 17:00	10
Carbon disulfide	<15.6		15.6	ug/m3			03/29/18 17:00	10
Methylene Chloride	<17.4		17.4	ug/m3			03/29/18 17:00	10
Methyl tert-butyl ether	<7.21		7.21	ug/m3			03/29/18 17:00	10
trans-1,2-Dichloroethene	<7.93		7.93	ug/m3			03/29/18 17:00	10
<b>n-Hexane</b>	<b>8.51</b>		7.05	ug/m3			03/29/18 17:00	10
1,1-Dichloroethane	<8.09		8.09	ug/m3			03/29/18 17:00	10
Vinyl acetate	<176		176	ug/m3			03/29/18 17:00	10
Ethyl acetate	<180		180	ug/m3			03/29/18 17:00	10
Methyl Ethyl Ketone	<14.7		14.7	ug/m3			03/29/18 17:00	10
cis-1,2-Dichloroethene	<7.93		7.93	ug/m3			03/29/18 17:00	10
Chloroform	<9.77		9.77	ug/m3			03/29/18 17:00	10
Tetrahydrofuran	<147		147	ug/m3			03/29/18 17:00	10
1,1,1-Trichloroethane	<10.9		10.9	ug/m3			03/29/18 17:00	10
<b>Cyclohexane</b>	<b>31.6</b>		6.88	ug/m3			03/29/18 17:00	10
Carbon tetrachloride	<12.6		12.6	ug/m3			03/29/18 17:00	10
Benzene	<6.39		6.39	ug/m3			03/29/18 17:00	10
1,2-Dichloroethane	<8.09		8.09	ug/m3			03/29/18 17:00	10
n-Heptane	<8.20		8.20	ug/m3			03/29/18 17:00	10
Trichloroethene	<10.7		10.7	ug/m3			03/29/18 17:00	10
1,2-Dichloropropane	<9.24		9.24	ug/m3			03/29/18 17:00	10
Bromodichloromethane	<13.4		13.4	ug/m3			03/29/18 17:00	10
cis-1,3-Dichloropropene	<9.08		9.08	ug/m3			03/29/18 17:00	10
Methyl isobutyl ketone	<20.5		20.5	ug/m3			03/29/18 17:00	10
<b>Toluene</b>	<b>13.8</b>		7.54	ug/m3			03/29/18 17:00	10
trans-1,3-Dichloropropene	<9.08		9.08	ug/m3			03/29/18 17:00	10
1,1,2-Trichloroethane	<10.9		10.9	ug/m3			03/29/18 17:00	10
Tetrachloroethene	<13.6		13.6	ug/m3			03/29/18 17:00	10
Methyl Butyl Ketone (2-Hexanone)	<20.5		20.5	ug/m3			03/29/18 17:00	10
1,2-Dibromoethane	<15.4		15.4	ug/m3			03/29/18 17:00	10
Chlorobenzene	<9.21		9.21	ug/m3			03/29/18 17:00	10
Ethylbenzene	<8.68		8.68	ug/m3			03/29/18 17:00	10
m,p-Xylene	<21.7		21.7	ug/m3			03/29/18 17:00	10
Xylene, o-	<8.68		8.68	ug/m3			03/29/18 17:00	10
Styrene	<8.52		8.52	ug/m3			03/29/18 17:00	10

TestAmerica Burlington



# Client Sample Results

Client: Carlson McCain, Inc.  
Project/Site: Reviva Confirm

TestAmerica Job ID: 200-42829-1  
SDG: 200-42829-1

**Client Sample ID: AS-3B**

**Lab Sample ID: 200-42829-3**

Date Collected: 03/27/18 08:50

Matrix: Air

Date Received: 03/28/18 10:45

Sample Container: Summa Canister 1L

**Method: TO-15 - Volatile Organic Compounds in Ambient Air (Continued)**

Analyte	Result	Qualifier	RL	Unit	D	Prepared	Analyzed	Dil Fac
Bromoform	<20.7		20.7	ug/m3			03/29/18 17:00	10
1,1,2,2-Tetrachloroethane	<13.7		13.7	ug/m3			03/29/18 17:00	10
4-Ethyltoluene	<9.83		9.83	ug/m3			03/29/18 17:00	10
1,3,5-Trimethylbenzene	<9.83		9.83	ug/m3			03/29/18 17:00	10
1,2,4-Trimethylbenzene	<9.83		9.83	ug/m3			03/29/18 17:00	10
1,3-Dichlorobenzene	<12.0		12.0	ug/m3			03/29/18 17:00	10
1,4-Dichlorobenzene	<12.0		12.0	ug/m3			03/29/18 17:00	10
Benzyl chloride	<10.4		10.4	ug/m3			03/29/18 17:00	10
1,2-Dichlorobenzene	<12.0		12.0	ug/m3			03/29/18 17:00	10
1,2,4-Trichlorobenzene	<37.1		37.1	ug/m3			03/29/18 17:00	10
Hexachlorobutadiene	<21.3		21.3	ug/m3			03/29/18 17:00	10
Naphthalene	<26.2		26.2	ug/m3			03/29/18 17:00	10
Dibromochloromethane	<17.0		17.0	ug/m3			03/29/18 17:00	10

Tentatively Identified Compound	Est. Result	Qualifier	Unit	D	RT	CAS No.	Prepared	Analyzed	Dil Fac
Unknown	11.6	T J	ppb v/v		3.39			03/29/18 17:00	10
Propane, 1-bromo-	559	T J N	ppb v/v		9.15	106-94-5		03/29/18 17:00	10

**Client Sample ID: AS-4B**

**Lab Sample ID: 200-42829-4**

Date Collected: 03/27/18 09:05

Matrix: Air

Date Received: 03/28/18 10:45

Sample Container: Summa Canister 1L

**Method: TO-15 - Volatile Organic Compounds in Ambient Air**

Analyte	Result	Qualifier	RL	Unit	D	Prepared	Analyzed	Dil Fac
Propylene	<86.1		86.1	ug/m3			03/29/18 17:50	10
Dichlorodifluoromethane	<24.7		24.7	ug/m3			03/29/18 17:50	10
1,2-Dichlorotetrafluoroethane	<14.0		14.0	ug/m3			03/29/18 17:50	10
Chloromethane	<10.3		10.3	ug/m3			03/29/18 17:50	10
Vinyl chloride	<5.11		5.11	ug/m3			03/29/18 17:50	10
1,3-Butadiene	<4.42		4.42	ug/m3			03/29/18 17:50	10
Bromomethane	<7.77		7.77	ug/m3			03/29/18 17:50	10
Chloroethane	<13.2		13.2	ug/m3			03/29/18 17:50	10
Trichlorofluoromethane	<11.2		11.2	ug/m3			03/29/18 17:50	10
Ethanol	<94.2		94.2	ug/m3			03/29/18 17:50	10
Freon TF	<15.3		15.3	ug/m3			03/29/18 17:50	10
1,1-Dichloroethene	<7.93		7.93	ug/m3			03/29/18 17:50	10
<b>Acetone</b>	<b>153</b>		119	ug/m3			03/29/18 17:50	10
Isopropyl alcohol	<123		123	ug/m3			03/29/18 17:50	10
Carbon disulfide	<15.6		15.6	ug/m3			03/29/18 17:50	10
<b>Methylene Chloride</b>	<b>18.1</b>		17.4	ug/m3			03/29/18 17:50	10
Methyl tert-butyl ether	<7.21		7.21	ug/m3			03/29/18 17:50	10
trans-1,2-Dichloroethene	<7.93		7.93	ug/m3			03/29/18 17:50	10
n-Hexane	<7.05		7.05	ug/m3			03/29/18 17:50	10
1,1-Dichloroethane	<8.09		8.09	ug/m3			03/29/18 17:50	10
Vinyl acetate	<176		176	ug/m3			03/29/18 17:50	10
Ethyl acetate	<180		180	ug/m3			03/29/18 17:50	10
Methyl Ethyl Ketone	<14.7		14.7	ug/m3			03/29/18 17:50	10
cis-1,2-Dichloroethene	<7.93		7.93	ug/m3			03/29/18 17:50	10

TestAmerica Burlington



# Client Sample Results

Client: Carlson McCain, Inc.  
Project/Site: Reviva Confirm

TestAmerica Job ID: 200-42829-1  
SDG: 200-42829-1

**Client Sample ID: AS-4B**

**Lab Sample ID: 200-42829-4**

Date Collected: 03/27/18 09:05

Matrix: Air

Date Received: 03/28/18 10:45

Sample Container: Summa Canister 1L

**Method: TO-15 - Volatile Organic Compounds in Ambient Air (Continued)**

Analyte	Result	Qualifier	RL	Unit	D	Prepared	Analyzed	Dil Fac
Chloroform	<9.77		9.77	ug/m3			03/29/18 17:50	10
Tetrahydrofuran	<147		147	ug/m3			03/29/18 17:50	10
1,1,1-Trichloroethane	<10.9		10.9	ug/m3			03/29/18 17:50	10
<b>Cyclohexane</b>	<b>15.0</b>		6.88	ug/m3			03/29/18 17:50	10
Carbon tetrachloride	<12.6		12.6	ug/m3			03/29/18 17:50	10
Benzene	<6.39		6.39	ug/m3			03/29/18 17:50	10
1,2-Dichloroethane	<8.09		8.09	ug/m3			03/29/18 17:50	10
<b>n-Heptane</b>	<b>9.95</b>		8.20	ug/m3			03/29/18 17:50	10
<b>Trichloroethene</b>	<b>15.3</b>		10.7	ug/m3			03/29/18 17:50	10
1,2-Dichloropropane	<9.24		9.24	ug/m3			03/29/18 17:50	10
Bromodichloromethane	<13.4		13.4	ug/m3			03/29/18 17:50	10
cis-1,3-Dichloropropene	<9.08		9.08	ug/m3			03/29/18 17:50	10
Methyl isobutyl ketone	<20.5		20.5	ug/m3			03/29/18 17:50	10
<b>Toluene</b>	<b>17.0</b>		7.54	ug/m3			03/29/18 17:50	10
trans-1,3-Dichloropropene	<9.08		9.08	ug/m3			03/29/18 17:50	10
1,1,2-Trichloroethane	<10.9		10.9	ug/m3			03/29/18 17:50	10
Tetrachloroethene	<13.6		13.6	ug/m3			03/29/18 17:50	10
Methyl Butyl Ketone (2-Hexanone)	<20.5		20.5	ug/m3			03/29/18 17:50	10
1,2-Dibromoethane	<15.4		15.4	ug/m3			03/29/18 17:50	10
Chlorobenzene	<9.21		9.21	ug/m3			03/29/18 17:50	10
Ethylbenzene	<8.68		8.68	ug/m3			03/29/18 17:50	10
m,p-Xylene	<21.7		21.7	ug/m3			03/29/18 17:50	10
Xylene, o-	<8.68		8.68	ug/m3			03/29/18 17:50	10
Styrene	<8.52		8.52	ug/m3			03/29/18 17:50	10
Bromoform	<20.7		20.7	ug/m3			03/29/18 17:50	10
1,1,2,2-Tetrachloroethane	<13.7		13.7	ug/m3			03/29/18 17:50	10
4-Ethyltoluene	<9.83		9.83	ug/m3			03/29/18 17:50	10
1,3,5-Trimethylbenzene	<9.83		9.83	ug/m3			03/29/18 17:50	10
1,2,4-Trimethylbenzene	<9.83		9.83	ug/m3			03/29/18 17:50	10
1,3-Dichlorobenzene	<12.0		12.0	ug/m3			03/29/18 17:50	10
1,4-Dichlorobenzene	<12.0		12.0	ug/m3			03/29/18 17:50	10
Benzyl chloride	<10.4		10.4	ug/m3			03/29/18 17:50	10
1,2-Dichlorobenzene	<12.0		12.0	ug/m3			03/29/18 17:50	10
1,2,4-Trichlorobenzene	<37.1		37.1	ug/m3			03/29/18 17:50	10
Hexachlorobutadiene	<21.3		21.3	ug/m3			03/29/18 17:50	10
Naphthalene	<26.2		26.2	ug/m3			03/29/18 17:50	10
Dibromochloromethane	<17.0		17.0	ug/m3			03/29/18 17:50	10

Tentatively Identified Compound	Est. Result	Qualifier	Unit	D	RT	CAS No.	Prepared	Analyzed	Dil Fac
Unknown	14.3	T J	ppb v/v		3.63			03/29/18 17:50	10
Propane, 1-bromo-	1050	T J N	ppb v/v		9.15	106-94-5		03/29/18 17:50	10

# Client Sample Results

Client: Carlson McCain, Inc.  
Project/Site: Reviva Confirm

TestAmerica Job ID: 200-42829-1  
SDG: 200-42829-1

**Client Sample ID: AS-5B**

**Lab Sample ID: 200-42829-5**

Date Collected: 03/27/18 09:20

Matrix: Air

Date Received: 03/28/18 10:45

Sample Container: Summa Canister 1L

**Method: TO-15 - Volatile Organic Compounds in Ambient Air**

Analyte	Result	Qualifier	RL	Unit	D	Prepared	Analyzed	Dil Fac
Propylene	<86.1		86.1	ug/m3			03/29/18 18:40	10
Dichlorodifluoromethane	<24.7		24.7	ug/m3			03/29/18 18:40	10
1,2-Dichlorotetrafluoroethane	<14.0		14.0	ug/m3			03/29/18 18:40	10
Chloromethane	<10.3		10.3	ug/m3			03/29/18 18:40	10
Vinyl chloride	<5.11		5.11	ug/m3			03/29/18 18:40	10
1,3-Butadiene	<4.42		4.42	ug/m3			03/29/18 18:40	10
Bromomethane	<7.77		7.77	ug/m3			03/29/18 18:40	10
Chloroethane	<13.2		13.2	ug/m3			03/29/18 18:40	10
Trichlorofluoromethane	<11.2		11.2	ug/m3			03/29/18 18:40	10
Ethanol	<94.2		94.2	ug/m3			03/29/18 18:40	10
Freon TF	<15.3		15.3	ug/m3			03/29/18 18:40	10
1,1-Dichloroethene	<7.93		7.93	ug/m3			03/29/18 18:40	10
Acetone	<119		119	ug/m3			03/29/18 18:40	10
Isopropyl alcohol	<123		123	ug/m3			03/29/18 18:40	10
Carbon disulfide	<15.6		15.6	ug/m3			03/29/18 18:40	10
Methylene Chloride	<17.4		17.4	ug/m3			03/29/18 18:40	10
Methyl tert-butyl ether	<7.21		7.21	ug/m3			03/29/18 18:40	10
trans-1,2-Dichloroethene	<7.93		7.93	ug/m3			03/29/18 18:40	10
n-Hexane	<7.05		7.05	ug/m3			03/29/18 18:40	10
1,1-Dichloroethane	<8.09		8.09	ug/m3			03/29/18 18:40	10
Vinyl acetate	<176		176	ug/m3			03/29/18 18:40	10
Ethyl acetate	<180		180	ug/m3			03/29/18 18:40	10
Methyl Ethyl Ketone	<14.7		14.7	ug/m3			03/29/18 18:40	10
cis-1,2-Dichloroethene	<7.93		7.93	ug/m3			03/29/18 18:40	10
Chloroform	<9.77		9.77	ug/m3			03/29/18 18:40	10
Tetrahydrofuran	<147		147	ug/m3			03/29/18 18:40	10
1,1,1-Trichloroethane	<10.9		10.9	ug/m3			03/29/18 18:40	10
<b>Cyclohexane</b>	<b>48.7</b>		6.88	ug/m3			03/29/18 18:40	10
Carbon tetrachloride	<12.6		12.6	ug/m3			03/29/18 18:40	10
Benzene	<6.39		6.39	ug/m3			03/29/18 18:40	10
1,2-Dichloroethane	<8.09		8.09	ug/m3			03/29/18 18:40	10
n-Heptane	<8.20		8.20	ug/m3			03/29/18 18:40	10
Trichloroethene	<10.7		10.7	ug/m3			03/29/18 18:40	10
1,2-Dichloropropane	<9.24		9.24	ug/m3			03/29/18 18:40	10
Bromodichloromethane	<13.4		13.4	ug/m3			03/29/18 18:40	10
cis-1,3-Dichloropropene	<9.08		9.08	ug/m3			03/29/18 18:40	10
Methyl isobutyl ketone	<20.5		20.5	ug/m3			03/29/18 18:40	10
<b>Toluene</b>	<b>13.6</b>		7.54	ug/m3			03/29/18 18:40	10
trans-1,3-Dichloropropene	<9.08		9.08	ug/m3			03/29/18 18:40	10
1,1,2-Trichloroethane	<10.9		10.9	ug/m3			03/29/18 18:40	10
Tetrachloroethene	<13.6		13.6	ug/m3			03/29/18 18:40	10
Methyl Butyl Ketone (2-Hexanone)	<20.5		20.5	ug/m3			03/29/18 18:40	10
1,2-Dibromoethane	<15.4		15.4	ug/m3			03/29/18 18:40	10
Chlorobenzene	<9.21		9.21	ug/m3			03/29/18 18:40	10
Ethylbenzene	<8.68		8.68	ug/m3			03/29/18 18:40	10
m,p-Xylene	<21.7		21.7	ug/m3			03/29/18 18:40	10
Xylene, o-	<8.68		8.68	ug/m3			03/29/18 18:40	10
Styrene	<8.52		8.52	ug/m3			03/29/18 18:40	10

TestAmerica Burlington

# Client Sample Results

Client: Carlson McCain, Inc.  
Project/Site: Reviva Confirm

TestAmerica Job ID: 200-42829-1  
SDG: 200-42829-1

**Client Sample ID: AS-5B**

**Lab Sample ID: 200-42829-5**

Date Collected: 03/27/18 09:20

Matrix: Air

Date Received: 03/28/18 10:45

Sample Container: Summa Canister 1L

**Method: TO-15 - Volatile Organic Compounds in Ambient Air (Continued)**

Analyte	Result	Qualifier	RL	Unit	D	Prepared	Analyzed	Dil Fac
Bromoform	<20.7		20.7	ug/m3			03/29/18 18:40	10
1,1,2,2-Tetrachloroethane	<13.7		13.7	ug/m3			03/29/18 18:40	10
4-Ethyltoluene	<9.83		9.83	ug/m3			03/29/18 18:40	10
1,3,5-Trimethylbenzene	<9.83		9.83	ug/m3			03/29/18 18:40	10
1,2,4-Trimethylbenzene	<9.83		9.83	ug/m3			03/29/18 18:40	10
1,3-Dichlorobenzene	<12.0		12.0	ug/m3			03/29/18 18:40	10
1,4-Dichlorobenzene	<12.0		12.0	ug/m3			03/29/18 18:40	10
Benzyl chloride	<10.4		10.4	ug/m3			03/29/18 18:40	10
1,2-Dichlorobenzene	<12.0		12.0	ug/m3			03/29/18 18:40	10
1,2,4-Trichlorobenzene	<37.1		37.1	ug/m3			03/29/18 18:40	10
Hexachlorobutadiene	<21.3		21.3	ug/m3			03/29/18 18:40	10
Naphthalene	<26.2		26.2	ug/m3			03/29/18 18:40	10
Dibromochloromethane	<17.0		17.0	ug/m3			03/29/18 18:40	10

Tentatively Identified Compound	Est. Result	Qualifier	Unit	D	RT	CAS No.	Prepared	Analyzed	Dil Fac
Unknown	28.0	T J	ppb v/v		3.39			03/29/18 18:40	10
Unknown	10.8	T J	ppb v/v		3.64			03/29/18 18:40	10
Propane, 1-bromo-	401	T J N	ppb v/v		9.15	106-94-5		03/29/18 18:40	10

**Client Sample ID: AS-6B**

**Lab Sample ID: 200-42829-6**

Date Collected: 03/27/18 09:09

Matrix: Air

Date Received: 03/28/18 10:45

Sample Container: Summa Canister 1L

**Method: TO-15 - Volatile Organic Compounds in Ambient Air**

Analyte	Result	Qualifier	RL	Unit	D	Prepared	Analyzed	Dil Fac
Propylene	<86.1		86.1	ug/m3			03/29/18 19:30	10
Dichlorodifluoromethane	<24.7		24.7	ug/m3			03/29/18 19:30	10
1,2-Dichlorotetrafluoroethane	<14.0		14.0	ug/m3			03/29/18 19:30	10
Chloromethane	<10.3		10.3	ug/m3			03/29/18 19:30	10
Vinyl chloride	<5.11		5.11	ug/m3			03/29/18 19:30	10
1,3-Butadiene	<4.42		4.42	ug/m3			03/29/18 19:30	10
Bromomethane	<7.77		7.77	ug/m3			03/29/18 19:30	10
Chloroethane	<13.2		13.2	ug/m3			03/29/18 19:30	10
Trichlorofluoromethane	<11.2		11.2	ug/m3			03/29/18 19:30	10
Ethanol	<94.2		94.2	ug/m3			03/29/18 19:30	10
Freon TF	<15.3		15.3	ug/m3			03/29/18 19:30	10
1,1-Dichloroethene	<7.93		7.93	ug/m3			03/29/18 19:30	10
Acetone	<119		119	ug/m3			03/29/18 19:30	10
Isopropyl alcohol	<123		123	ug/m3			03/29/18 19:30	10
Carbon disulfide	<15.6		15.6	ug/m3			03/29/18 19:30	10
Methylene Chloride	<17.4		17.4	ug/m3			03/29/18 19:30	10
Methyl tert-butyl ether	<7.21		7.21	ug/m3			03/29/18 19:30	10
trans-1,2-Dichloroethene	<7.93		7.93	ug/m3			03/29/18 19:30	10
n-Hexane	<7.05		7.05	ug/m3			03/29/18 19:30	10
1,1-Dichloroethane	<8.09		8.09	ug/m3			03/29/18 19:30	10
Vinyl acetate	<176		176	ug/m3			03/29/18 19:30	10
Ethyl acetate	<180		180	ug/m3			03/29/18 19:30	10
Methyl Ethyl Ketone	<14.7		14.7	ug/m3			03/29/18 19:30	10

TestAmerica Burlington

# Client Sample Results

Client: Carlson McCain, Inc.  
Project/Site: Reviva Confirm

TestAmerica Job ID: 200-42829-1  
SDG: 200-42829-1

**Client Sample ID: AS-6B**

**Lab Sample ID: 200-42829-6**

Date Collected: 03/27/18 09:09

Matrix: Air

Date Received: 03/28/18 10:45

Sample Container: Summa Canister 1L

**Method: TO-15 - Volatile Organic Compounds in Ambient Air (Continued)**

Analyte	Result	Qualifier	RL	Unit	D	Prepared	Analyzed	Dil Fac
cis-1,2-Dichloroethene	<7.93		7.93	ug/m3			03/29/18 19:30	10
Chloroform	<9.77		9.77	ug/m3			03/29/18 19:30	10
Tetrahydrofuran	<147		147	ug/m3			03/29/18 19:30	10
1,1,1-Trichloroethane	<10.9		10.9	ug/m3			03/29/18 19:30	10
<b>Cyclohexane</b>	<b>10.1</b>		6.88	ug/m3			03/29/18 19:30	10
Carbon tetrachloride	<12.6		12.6	ug/m3			03/29/18 19:30	10
Benzene	<6.39		6.39	ug/m3			03/29/18 19:30	10
1,2-Dichloroethane	<8.09		8.09	ug/m3			03/29/18 19:30	10
n-Heptane	<8.20		8.20	ug/m3			03/29/18 19:30	10
<b>Trichloroethene</b>	<b>92.6</b>		10.7	ug/m3			03/29/18 19:30	10
1,2-Dichloropropane	<9.24		9.24	ug/m3			03/29/18 19:30	10
Bromodichloromethane	<13.4		13.4	ug/m3			03/29/18 19:30	10
cis-1,3-Dichloropropene	<9.08		9.08	ug/m3			03/29/18 19:30	10
Methyl isobutyl ketone	<20.5		20.5	ug/m3			03/29/18 19:30	10
<b>Toluene</b>	<b>8.42</b>		7.54	ug/m3			03/29/18 19:30	10
trans-1,3-Dichloropropene	<9.08		9.08	ug/m3			03/29/18 19:30	10
1,1,2-Trichloroethane	<10.9		10.9	ug/m3			03/29/18 19:30	10
Tetrachloroethene	<13.6		13.6	ug/m3			03/29/18 19:30	10
Methyl Butyl Ketone (2-Hexanone)	<20.5		20.5	ug/m3			03/29/18 19:30	10
1,2-Dibromoethane	<15.4		15.4	ug/m3			03/29/18 19:30	10
Chlorobenzene	<9.21		9.21	ug/m3			03/29/18 19:30	10
Ethylbenzene	<8.68		8.68	ug/m3			03/29/18 19:30	10
m,p-Xylene	<21.7		21.7	ug/m3			03/29/18 19:30	10
Xylene, o-	<8.68		8.68	ug/m3			03/29/18 19:30	10
Styrene	<8.52		8.52	ug/m3			03/29/18 19:30	10
Bromoform	<20.7		20.7	ug/m3			03/29/18 19:30	10
1,1,2,2-Tetrachloroethane	<13.7		13.7	ug/m3			03/29/18 19:30	10
4-Ethyltoluene	<9.83		9.83	ug/m3			03/29/18 19:30	10
1,3,5-Trimethylbenzene	<9.83		9.83	ug/m3			03/29/18 19:30	10
1,2,4-Trimethylbenzene	<9.83		9.83	ug/m3			03/29/18 19:30	10
1,3-Dichlorobenzene	<12.0		12.0	ug/m3			03/29/18 19:30	10
1,4-Dichlorobenzene	<12.0		12.0	ug/m3			03/29/18 19:30	10
Benzyl chloride	<10.4		10.4	ug/m3			03/29/18 19:30	10
1,2-Dichlorobenzene	<12.0		12.0	ug/m3			03/29/18 19:30	10
1,2,4-Trichlorobenzene	<37.1		37.1	ug/m3			03/29/18 19:30	10
Hexachlorobutadiene	<21.3		21.3	ug/m3			03/29/18 19:30	10
Naphthalene	<26.2		26.2	ug/m3			03/29/18 19:30	10
Dibromochloromethane	<17.0		17.0	ug/m3			03/29/18 19:30	10

Tentatively Identified Compound	Est. Result	Qualifier	Unit	D	RT	CAS No.	Prepared	Analyzed	Dil Fac
Propane, 1-bromo-	178	T J N	ppb v/v		9.16	106-94-5		03/29/18 19:30	10

# Client Sample Results

Client: Carlson McCain, Inc.  
Project/Site: Reviva Confirm

TestAmerica Job ID: 200-42829-1  
SDG: 200-42829-1

**Client Sample ID: VP-1B**

**Lab Sample ID: 200-42829-7**

**Date Collected: 03/27/18 11:13**

**Matrix: Air**

**Date Received: 03/28/18 10:45**

**Sample Container: Summa Canister 1L**

**Method: TO-15 - Volatile Organic Compounds in Ambient Air**

Analyte	Result	Qualifier	RL	Unit	D	Prepared	Analyzed	Dil Fac
Propylene	<17.2		17.2	ug/m3			03/29/18 20:20	2
Dichlorodifluoromethane	<4.95		4.95	ug/m3			03/29/18 20:20	2
1,2-Dichlorotetrafluoroethane	<2.80		2.80	ug/m3			03/29/18 20:20	2
Chloromethane	<2.07		2.07	ug/m3			03/29/18 20:20	2
Vinyl chloride	<1.02		1.02	ug/m3			03/29/18 20:20	2
1,3-Butadiene	<0.885		0.885	ug/m3			03/29/18 20:20	2
Bromomethane	<1.55		1.55	ug/m3			03/29/18 20:20	2
Chloroethane	<2.64		2.64	ug/m3			03/29/18 20:20	2
<b>Trichlorofluoromethane</b>	<b>2.96</b>		2.25	ug/m3			03/29/18 20:20	2
<b>Ethanol</b>	<b>80.7</b>		18.8	ug/m3			03/29/18 20:20	2
Freon TF	<3.07		3.07	ug/m3			03/29/18 20:20	2
1,1-Dichloroethene	<1.59		1.59	ug/m3			03/29/18 20:20	2
<b>Acetone</b>	<b>98.5</b>		23.8	ug/m3			03/29/18 20:20	2
<b>Isopropyl alcohol</b>	<b>40.4</b>		24.6	ug/m3			03/29/18 20:20	2
Carbon disulfide	<3.11		3.11	ug/m3			03/29/18 20:20	2
Methylene Chloride	<3.47		3.47	ug/m3			03/29/18 20:20	2
Methyl tert-butyl ether	<1.44		1.44	ug/m3			03/29/18 20:20	2
trans-1,2-Dichloroethene	<1.59		1.59	ug/m3			03/29/18 20:20	2
<b>n-Hexane</b>	<b>3.61</b>		1.41	ug/m3			03/29/18 20:20	2
1,1-Dichloroethane	<1.62		1.62	ug/m3			03/29/18 20:20	2
Vinyl acetate	<35.2		35.2	ug/m3			03/29/18 20:20	2
Ethyl acetate	<36.0		36.0	ug/m3			03/29/18 20:20	2
<b>Methyl Ethyl Ketone</b>	<b>5.53</b>		2.95	ug/m3			03/29/18 20:20	2
cis-1,2-Dichloroethene	<1.59		1.59	ug/m3			03/29/18 20:20	2
Chloroform	<1.95		1.95	ug/m3			03/29/18 20:20	2
Tetrahydrofuran	<29.5		29.5	ug/m3			03/29/18 20:20	2
1,1,1-Trichloroethane	<2.18		2.18	ug/m3			03/29/18 20:20	2
<b>Cyclohexane</b>	<b>8.69</b>		1.38	ug/m3			03/29/18 20:20	2
Carbon tetrachloride	<2.52		2.52	ug/m3			03/29/18 20:20	2
<b>Benzene</b>	<b>1.46</b>		1.28	ug/m3			03/29/18 20:20	2
1,2-Dichloroethane	<1.62		1.62	ug/m3			03/29/18 20:20	2
<b>n-Heptane</b>	<b>1.98</b>		1.64	ug/m3			03/29/18 20:20	2
Trichloroethene	<2.15		2.15	ug/m3			03/29/18 20:20	2
1,2-Dichloropropane	<1.85		1.85	ug/m3			03/29/18 20:20	2
Bromodichloromethane	<2.68		2.68	ug/m3			03/29/18 20:20	2
cis-1,3-Dichloropropene	<1.82		1.82	ug/m3			03/29/18 20:20	2
Methyl isobutyl ketone	<4.10		4.10	ug/m3			03/29/18 20:20	2
<b>Toluene</b>	<b>3.94</b>		1.51	ug/m3			03/29/18 20:20	2
trans-1,3-Dichloropropene	<1.82		1.82	ug/m3			03/29/18 20:20	2
1,1,2-Trichloroethane	<2.18		2.18	ug/m3			03/29/18 20:20	2
Tetrachloroethene	<2.71		2.71	ug/m3			03/29/18 20:20	2
Methyl Butyl Ketone (2-Hexanone)	<4.10		4.10	ug/m3			03/29/18 20:20	2
1,2-Dibromoethane	<3.07		3.07	ug/m3			03/29/18 20:20	2
Chlorobenzene	<1.84		1.84	ug/m3			03/29/18 20:20	2
Ethylbenzene	<1.74		1.74	ug/m3			03/29/18 20:20	2
<b>m,p-Xylene</b>	<b>5.94</b>		4.34	ug/m3			03/29/18 20:20	2
<b>Xylene, o-</b>	<b>1.89</b>		1.74	ug/m3			03/29/18 20:20	2
Styrene	<1.70		1.70	ug/m3			03/29/18 20:20	2

TestAmerica Burlington

# Client Sample Results

Client: Carlson McCain, Inc.  
Project/Site: Reviva Confirm

TestAmerica Job ID: 200-42829-1  
SDG: 200-42829-1

**Client Sample ID: VP-1B**

**Lab Sample ID: 200-42829-7**

Date Collected: 03/27/18 11:13

Matrix: Air

Date Received: 03/28/18 10:45

Sample Container: Summa Canister 1L

**Method: TO-15 - Volatile Organic Compounds in Ambient Air (Continued)**

Analyte	Result	Qualifier	RL	Unit	D	Prepared	Analyzed	Dil Fac
Bromoform	<4.14		4.14	ug/m3			03/29/18 20:20	2
1,1,2,2-Tetrachloroethane	<2.75		2.75	ug/m3			03/29/18 20:20	2
4-Ethyltoluene	<1.97		1.97	ug/m3			03/29/18 20:20	2
1,3,5-Trimethylbenzene	<1.97		1.97	ug/m3			03/29/18 20:20	2
1,2,4-Trimethylbenzene	<1.97		1.97	ug/m3			03/29/18 20:20	2
1,3-Dichlorobenzene	<2.41		2.41	ug/m3			03/29/18 20:20	2
1,4-Dichlorobenzene	<2.41		2.41	ug/m3			03/29/18 20:20	2
Benzyl chloride	<2.07		2.07	ug/m3			03/29/18 20:20	2
1,2-Dichlorobenzene	<2.41		2.41	ug/m3			03/29/18 20:20	2
1,2,4-Trichlorobenzene	<7.42		7.42	ug/m3			03/29/18 20:20	2
Hexachlorobutadiene	<4.27		4.27	ug/m3			03/29/18 20:20	2
Naphthalene	<5.24		5.24	ug/m3			03/29/18 20:20	2
Dibromochloromethane	<3.41		3.41	ug/m3			03/29/18 20:20	2

Tentatively Identified Compound	Est. Result	Qualifier	Unit	D	RT	CAS No.	Prepared	Analyzed	Dil Fac
Unknown	3.38	T J	ppb v/v		3.39			03/29/18 20:20	2
Unknown	4.73	T J	ppb v/v		3.64			03/29/18 20:20	2
Pentane	4.42	T J N	ppb v/v		4.93	109-66-0		03/29/18 20:20	2
Propane, 1-bromo-	187	T J N	ppb v/v		9.16	106-94-5		03/29/18 20:20	2

**Client Sample ID: VP-2B**

**Lab Sample ID: 200-42829-8**

Date Collected: 03/27/18 11:18

Matrix: Air

Date Received: 03/28/18 10:45

Sample Container: Summa Canister 6L

**Method: TO-15 - Volatile Organic Compounds in Ambient Air**

Analyte	Result	Qualifier	RL	Unit	D	Prepared	Analyzed	Dil Fac
Propylene	<43.0		43.0	ug/m3			03/29/18 21:11	5
Dichlorodifluoromethane	<12.4		12.4	ug/m3			03/29/18 21:11	5
1,2-Dichlorotetrafluoroethane	<6.99		6.99	ug/m3			03/29/18 21:11	5
Chloromethane	<5.16		5.16	ug/m3			03/29/18 21:11	5
Vinyl chloride	<2.56		2.56	ug/m3			03/29/18 21:11	5
1,3-Butadiene	<2.21		2.21	ug/m3			03/29/18 21:11	5
Bromomethane	<3.88		3.88	ug/m3			03/29/18 21:11	5
Chloroethane	<6.60		6.60	ug/m3			03/29/18 21:11	5
Trichlorofluoromethane	<5.62		5.62	ug/m3			03/29/18 21:11	5
<b>Ethanol</b>	<b>62.2</b>		47.1	ug/m3			03/29/18 21:11	5
Freon TF	<7.66		7.66	ug/m3			03/29/18 21:11	5
1,1-Dichloroethene	<3.96		3.96	ug/m3			03/29/18 21:11	5
<b>Acetone</b>	<b>248</b>		59.4	ug/m3			03/29/18 21:11	5
<b>Isopropyl alcohol</b>	<b>161</b>		61.5	ug/m3			03/29/18 21:11	5
Carbon disulfide	<7.79		7.79	ug/m3			03/29/18 21:11	5
<b>Methylene Chloride</b>	<b>17.2</b>		8.68	ug/m3			03/29/18 21:11	5
Methyl tert-butyl ether	<3.61		3.61	ug/m3			03/29/18 21:11	5
trans-1,2-Dichloroethene	<3.96		3.96	ug/m3			03/29/18 21:11	5
<b>n-Hexane</b>	<b>7.33</b>		3.52	ug/m3			03/29/18 21:11	5
1,1-Dichloroethane	<4.05		4.05	ug/m3			03/29/18 21:11	5
Vinyl acetate	<88.0		88.0	ug/m3			03/29/18 21:11	5
Ethyl acetate	<90.1		90.1	ug/m3			03/29/18 21:11	5

TestAmerica Burlington



# Client Sample Results

Client: Carlson McCain, Inc.  
Project/Site: Reviva Confirm

TestAmerica Job ID: 200-42829-1  
SDG: 200-42829-1

**Client Sample ID: VP-2B**

**Lab Sample ID: 200-42829-8**

**Date Collected: 03/27/18 11:18**

**Matrix: Air**

**Date Received: 03/28/18 10:45**

**Sample Container: Summa Canister 6L**

**Method: TO-15 - Volatile Organic Compounds in Ambient Air (Continued)**

Analyte	Result	Qualifier	RL	Unit	D	Prepared	Analyzed	Dil Fac
Methyl Ethyl Ketone	<7.37		7.37	ug/m3			03/29/18 21:11	5
cis-1,2-Dichloroethene	<3.96		3.96	ug/m3			03/29/18 21:11	5
Chloroform	<4.88		4.88	ug/m3			03/29/18 21:11	5
Tetrahydrofuran	<73.7		73.7	ug/m3			03/29/18 21:11	5
1,1,1-Trichloroethane	<5.46		5.46	ug/m3			03/29/18 21:11	5
<b>Cyclohexane</b>	<b>22.4</b>		3.44	ug/m3			03/29/18 21:11	5
Carbon tetrachloride	<6.29		6.29	ug/m3			03/29/18 21:11	5
Benzene	<3.19		3.19	ug/m3			03/29/18 21:11	5
1,2-Dichloroethane	<4.05		4.05	ug/m3			03/29/18 21:11	5
<b>n-Heptane</b>	<b>7.62</b>		4.10	ug/m3			03/29/18 21:11	5
Trichloroethene	<5.37		5.37	ug/m3			03/29/18 21:11	5
1,2-Dichloropropane	<4.62		4.62	ug/m3			03/29/18 21:11	5
Bromodichloromethane	<6.70		6.70	ug/m3			03/29/18 21:11	5
cis-1,3-Dichloropropene	<4.54		4.54	ug/m3			03/29/18 21:11	5
Methyl isobutyl ketone	<10.2		10.2	ug/m3			03/29/18 21:11	5
<b>Toluene</b>	<b>5.02</b>		3.77	ug/m3			03/29/18 21:11	5
trans-1,3-Dichloropropene	<4.54		4.54	ug/m3			03/29/18 21:11	5
1,1,2-Trichloroethane	<5.46		5.46	ug/m3			03/29/18 21:11	5
Tetrachloroethene	<6.78		6.78	ug/m3			03/29/18 21:11	5
Methyl Butyl Ketone (2-Hexanone)	<10.2		10.2	ug/m3			03/29/18 21:11	5
1,2-Dibromoethane	<7.68		7.68	ug/m3			03/29/18 21:11	5
Chlorobenzene	<4.60		4.60	ug/m3			03/29/18 21:11	5
Ethylbenzene	<4.34		4.34	ug/m3			03/29/18 21:11	5
<b>m,p-Xylene</b>	<b>16.4</b>		10.9	ug/m3			03/29/18 21:11	5
<b>Xylene, o-</b>	<b>5.15</b>		4.34	ug/m3			03/29/18 21:11	5
Styrene	<4.26		4.26	ug/m3			03/29/18 21:11	5
Bromoform	<10.3		10.3	ug/m3			03/29/18 21:11	5
1,1,2,2-Tetrachloroethane	<6.87		6.87	ug/m3			03/29/18 21:11	5
4-Ethyltoluene	<4.92		4.92	ug/m3			03/29/18 21:11	5
1,3,5-Trimethylbenzene	<4.92		4.92	ug/m3			03/29/18 21:11	5
1,2,4-Trimethylbenzene	<4.92		4.92	ug/m3			03/29/18 21:11	5
1,3-Dichlorobenzene	<6.01		6.01	ug/m3			03/29/18 21:11	5
1,4-Dichlorobenzene	<6.01		6.01	ug/m3			03/29/18 21:11	5
Benzyl chloride	<5.18		5.18	ug/m3			03/29/18 21:11	5
1,2-Dichlorobenzene	<6.01		6.01	ug/m3			03/29/18 21:11	5
1,2,4-Trichlorobenzene	<18.6		18.6	ug/m3			03/29/18 21:11	5
Hexachlorobutadiene	<10.7		10.7	ug/m3			03/29/18 21:11	5
Naphthalene	<13.1		13.1	ug/m3			03/29/18 21:11	5
Dibromochloromethane	<8.52		8.52	ug/m3			03/29/18 21:11	5

Tentatively Identified Compound	Est. Result	Qualifier	Unit	D	RT	CAS No.	Prepared	Analyzed	Dil Fac
Unknown	7.58	T J	ppb v/v		3.39			03/29/18 21:11	5
Unknown	13.8	T J	ppb v/v		3.64			03/29/18 21:11	5
Unknown	6.06	T J	ppb v/v		6.90			03/29/18 21:11	5
Propane, 1-bromo-	682	T J N	ppb v/v		9.16	106-94-5		03/29/18 21:11	5
Undecane	11.0	T J N	ppb v/v		22.01	1120-21-4		03/29/18 21:11	5

TestAmerica Burlington

# Client Sample Results

Client: Carlson McCain, Inc.  
Project/Site: Reviva Confirm

TestAmerica Job ID: 200-42829-1  
SDG: 200-42829-1

**Client Sample ID: VP-3B**

**Lab Sample ID: 200-42829-9**

**Date Collected: 03/27/18 10:49**

**Matrix: Air**

**Date Received: 03/28/18 10:45**

**Sample Container: Summa Canister 6L**

**Method: TO-15 - Volatile Organic Compounds in Ambient Air**

Analyte	Result	Qualifier	RL	Unit	D	Prepared	Analyzed	Dil Fac
Propylene	<17.2		17.2	ug/m3			03/29/18 22:01	2
Dichlorodifluoromethane	<4.95		4.95	ug/m3			03/29/18 22:01	2
1,2-Dichlorotetrafluoroethane	<2.80		2.80	ug/m3			03/29/18 22:01	2
Chloromethane	<2.07		2.07	ug/m3			03/29/18 22:01	2
Vinyl chloride	<1.02		1.02	ug/m3			03/29/18 22:01	2
1,3-Butadiene	<0.885		0.885	ug/m3			03/29/18 22:01	2
Bromomethane	<1.55		1.55	ug/m3			03/29/18 22:01	2
Chloroethane	<2.64		2.64	ug/m3			03/29/18 22:01	2
Trichlorofluoromethane	<2.25		2.25	ug/m3			03/29/18 22:01	2
<b>Ethanol</b>	<b>99.8</b>		18.8	ug/m3			03/29/18 22:01	2
Freon TF	<3.07		3.07	ug/m3			03/29/18 22:01	2
1,1-Dichloroethene	<1.59		1.59	ug/m3			03/29/18 22:01	2
<b>Acetone</b>	<b>144</b>		23.8	ug/m3			03/29/18 22:01	2
<b>Isopropyl alcohol</b>	<b>27.1</b>		24.6	ug/m3			03/29/18 22:01	2
Carbon disulfide	<3.11		3.11	ug/m3			03/29/18 22:01	2
<b>Methylene Chloride</b>	<b>9.59</b>		3.47	ug/m3			03/29/18 22:01	2
Methyl tert-butyl ether	<1.44		1.44	ug/m3			03/29/18 22:01	2
trans-1,2-Dichloroethene	<1.59		1.59	ug/m3			03/29/18 22:01	2
<b>n-Hexane</b>	<b>15.1</b>		1.41	ug/m3			03/29/18 22:01	2
1,1-Dichloroethane	<1.62		1.62	ug/m3			03/29/18 22:01	2
Vinyl acetate	<35.2		35.2	ug/m3			03/29/18 22:01	2
Ethyl acetate	<36.0		36.0	ug/m3			03/29/18 22:01	2
<b>Methyl Ethyl Ketone</b>	<b>8.69</b>		2.95	ug/m3			03/29/18 22:01	2
cis-1,2-Dichloroethene	<1.59		1.59	ug/m3			03/29/18 22:01	2
Chloroform	<1.95		1.95	ug/m3			03/29/18 22:01	2
Tetrahydrofuran	<29.5		29.5	ug/m3			03/29/18 22:01	2
1,1,1-Trichloroethane	<2.18		2.18	ug/m3			03/29/18 22:01	2
<b>Cyclohexane</b>	<b>8.91</b>		1.38	ug/m3			03/29/18 22:01	2
Carbon tetrachloride	<2.52		2.52	ug/m3			03/29/18 22:01	2
<b>Benzene</b>	<b>7.64</b>		1.28	ug/m3			03/29/18 22:01	2
1,2-Dichloroethane	<1.62		1.62	ug/m3			03/29/18 22:01	2
<b>n-Heptane</b>	<b>12.7</b>		1.64	ug/m3			03/29/18 22:01	2
Trichloroethene	<2.15		2.15	ug/m3			03/29/18 22:01	2
1,2-Dichloropropane	<1.85		1.85	ug/m3			03/29/18 22:01	2
Bromodichloromethane	<2.68		2.68	ug/m3			03/29/18 22:01	2
cis-1,3-Dichloropropene	<1.82		1.82	ug/m3			03/29/18 22:01	2
Methyl isobutyl ketone	<4.10		4.10	ug/m3			03/29/18 22:01	2
<b>Toluene</b>	<b>27.0</b>		1.51	ug/m3			03/29/18 22:01	2
trans-1,3-Dichloropropene	<1.82		1.82	ug/m3			03/29/18 22:01	2
1,1,2-Trichloroethane	<2.18		2.18	ug/m3			03/29/18 22:01	2
Tetrachloroethene	<2.71		2.71	ug/m3			03/29/18 22:01	2
Methyl Butyl Ketone (2-Hexanone)	<4.10		4.10	ug/m3			03/29/18 22:01	2
1,2-Dibromoethane	<3.07		3.07	ug/m3			03/29/18 22:01	2
Chlorobenzene	<1.84		1.84	ug/m3			03/29/18 22:01	2
<b>Ethylbenzene</b>	<b>9.93</b>		1.74	ug/m3			03/29/18 22:01	2
<b>m,p-Xylene</b>	<b>37.9</b>		4.34	ug/m3			03/29/18 22:01	2
<b>Xylene, o-</b>	<b>13.7</b>		1.74	ug/m3			03/29/18 22:01	2
Styrene	<1.70		1.70	ug/m3			03/29/18 22:01	2

TestAmerica Burlington



# Client Sample Results

Client: Carlson McCain, Inc.  
Project/Site: Reviva Confirm

TestAmerica Job ID: 200-42829-1  
SDG: 200-42829-1

**Client Sample ID: VP-3B**

**Lab Sample ID: 200-42829-9**

Date Collected: 03/27/18 10:49

Matrix: Air

Date Received: 03/28/18 10:45

Sample Container: Summa Canister 6L

**Method: TO-15 - Volatile Organic Compounds in Ambient Air (Continued)**

Analyte	Result	Qualifier	RL	Unit	D	Prepared	Analyzed	Dil Fac
Bromoform	<4.14		4.14	ug/m3			03/29/18 22:01	2
1,1,2,2-Tetrachloroethane	<2.75		2.75	ug/m3			03/29/18 22:01	2
<b>4-Ethyltoluene</b>	<b>6.36</b>		1.97	ug/m3			03/29/18 22:01	2
<b>1,3,5-Trimethylbenzene</b>	<b>7.28</b>		1.97	ug/m3			03/29/18 22:01	2
<b>1,2,4-Trimethylbenzene</b>	<b>28.1</b>		1.97	ug/m3			03/29/18 22:01	2
1,3-Dichlorobenzene	<2.41		2.41	ug/m3			03/29/18 22:01	2
1,4-Dichlorobenzene	<2.41		2.41	ug/m3			03/29/18 22:01	2
Benzyl chloride	<2.07		2.07	ug/m3			03/29/18 22:01	2
1,2-Dichlorobenzene	<2.41		2.41	ug/m3			03/29/18 22:01	2
1,2,4-Trichlorobenzene	<7.42		7.42	ug/m3			03/29/18 22:01	2
Hexachlorobutadiene	<4.27		4.27	ug/m3			03/29/18 22:01	2
Naphthalene	<5.24		5.24	ug/m3			03/29/18 22:01	2
Dibromochloromethane	<3.41		3.41	ug/m3			03/29/18 22:01	2

Tentatively Identified Compound	Est. Result	Qualifier	Unit	D	RT	CAS No.	Prepared	Analyzed	Dil Fac
Unknown	12.3	T J	ppb v/v		3.11			03/29/18 22:01	2
Unknown	12.9	T J	ppb v/v		3.64			03/29/18 22:01	2
Unknown	8.81	T J	ppb v/v		4.49			03/29/18 22:01	2
Propane, 1-bromo-	368	T J N	ppb v/v		9.17	106-94-5		03/29/18 22:01	2
Unknown	6.32	T J	ppb v/v		15.88			03/29/18 22:01	2
Unknown	8.47	T J	ppb v/v		17.50			03/29/18 22:01	2
Naphthalene, decahydro-, trans-	7.97	T J N	ppb v/v		21.92	493-02-7		03/29/18 22:01	2
Dodecane	21.1	T J N	ppb v/v		22.01	112-40-3		03/29/18 22:01	2
Octacosanol	5.77	T J N	ppb v/v		22.29	557-61-9		03/29/18 22:01	2

**Client Sample ID: VP-4B**

**Lab Sample ID: 200-42829-10**

Date Collected: 03/27/18 10:46

Matrix: Air

Date Received: 03/28/18 10:45

Sample Container: Summa Canister 6L

**Method: TO-15 - Volatile Organic Compounds in Ambient Air**

Analyte	Result	Qualifier	RL	Unit	D	Prepared	Analyzed	Dil Fac
Propylene	<17.2		17.2	ug/m3			03/29/18 22:51	2
Dichlorodifluoromethane	<4.95		4.95	ug/m3			03/29/18 22:51	2
1,2-Dichlorotetrafluoroethane	<2.80		2.80	ug/m3			03/29/18 22:51	2
Chloromethane	<2.07		2.07	ug/m3			03/29/18 22:51	2
Vinyl chloride	<1.02		1.02	ug/m3			03/29/18 22:51	2
1,3-Butadiene	<0.885		0.885	ug/m3			03/29/18 22:51	2
Bromomethane	<1.55		1.55	ug/m3			03/29/18 22:51	2
Chloroethane	<2.64		2.64	ug/m3			03/29/18 22:51	2
<b>Trichlorofluoromethane</b>	<b>2.41</b>		2.25	ug/m3			03/29/18 22:51	2
<b>Ethanol</b>	<b>93.5</b>		18.8	ug/m3			03/29/18 22:51	2
Freon TF	<3.07		3.07	ug/m3			03/29/18 22:51	2
1,1-Dichloroethene	<1.59		1.59	ug/m3			03/29/18 22:51	2
<b>Acetone</b>	<b>75.4</b>		23.8	ug/m3			03/29/18 22:51	2
Isopropyl alcohol	<24.6		24.6	ug/m3			03/29/18 22:51	2
Carbon disulfide	<3.11		3.11	ug/m3			03/29/18 22:51	2
<b>Methylene Chloride</b>	<b>4.09</b>		3.47	ug/m3			03/29/18 22:51	2
Methyl tert-butyl ether	<1.44		1.44	ug/m3			03/29/18 22:51	2

TestAmerica Burlington

# Client Sample Results

Client: Carlson McCain, Inc.  
Project/Site: Reviva Confirm

TestAmerica Job ID: 200-42829-1  
SDG: 200-42829-1

**Client Sample ID: VP-4B**

**Lab Sample ID: 200-42829-10**

**Date Collected: 03/27/18 10:46**

**Matrix: Air**

**Date Received: 03/28/18 10:45**

**Sample Container: Summa Canister 6L**

**Method: TO-15 - Volatile Organic Compounds in Ambient Air (Continued)**

Analyte	Result	Qualifier	RL	Unit	D	Prepared	Analyzed	Dil Fac
trans-1,2-Dichloroethene	<1.59		1.59	ug/m3			03/29/18 22:51	2
<b>n-Hexane</b>	<b>14.5</b>		1.41	ug/m3			03/29/18 22:51	2
1,1-Dichloroethane	<1.62		1.62	ug/m3			03/29/18 22:51	2
Vinyl acetate	<35.2		35.2	ug/m3			03/29/18 22:51	2
Ethyl acetate	<36.0		36.0	ug/m3			03/29/18 22:51	2
<b>Methyl Ethyl Ketone</b>	<b>5.53</b>		2.95	ug/m3			03/29/18 22:51	2
cis-1,2-Dichloroethene	<1.59		1.59	ug/m3			03/29/18 22:51	2
Chloroform	<1.95		1.95	ug/m3			03/29/18 22:51	2
Tetrahydrofuran	<29.5		29.5	ug/m3			03/29/18 22:51	2
1,1,1-Trichloroethane	<2.18		2.18	ug/m3			03/29/18 22:51	2
<b>Cyclohexane</b>	<b>6.49</b>		1.38	ug/m3			03/29/18 22:51	2
Carbon tetrachloride	<2.52		2.52	ug/m3			03/29/18 22:51	2
<b>Benzene</b>	<b>7.07</b>		1.28	ug/m3			03/29/18 22:51	2
1,2-Dichloroethane	<1.62		1.62	ug/m3			03/29/18 22:51	2
<b>n-Heptane</b>	<b>13.6</b>		1.64	ug/m3			03/29/18 22:51	2
Trichloroethene	<2.15		2.15	ug/m3			03/29/18 22:51	2
1,2-Dichloropropane	<1.85		1.85	ug/m3			03/29/18 22:51	2
Bromodichloromethane	<2.68		2.68	ug/m3			03/29/18 22:51	2
cis-1,3-Dichloropropene	<1.82		1.82	ug/m3			03/29/18 22:51	2
Methyl isobutyl ketone	<4.10		4.10	ug/m3			03/29/18 22:51	2
<b>Toluene</b>	<b>37.5</b>		1.51	ug/m3			03/29/18 22:51	2
trans-1,3-Dichloropropene	<1.82		1.82	ug/m3			03/29/18 22:51	2
1,1,2-Trichloroethane	<2.18		2.18	ug/m3			03/29/18 22:51	2
Tetrachloroethene	<2.71		2.71	ug/m3			03/29/18 22:51	2
Methyl Butyl Ketone (2-Hexanone)	<4.10		4.10	ug/m3			03/29/18 22:51	2
1,2-Dibromoethane	<3.07		3.07	ug/m3			03/29/18 22:51	2
Chlorobenzene	<1.84		1.84	ug/m3			03/29/18 22:51	2
<b>Ethylbenzene</b>	<b>7.04</b>		1.74	ug/m3			03/29/18 22:51	2
<b>m,p-Xylene</b>	<b>26.0</b>		4.34	ug/m3			03/29/18 22:51	2
<b>Xylene, o-</b>	<b>9.54</b>		1.74	ug/m3			03/29/18 22:51	2
Styrene	<1.70		1.70	ug/m3			03/29/18 22:51	2
Bromoform	<4.14		4.14	ug/m3			03/29/18 22:51	2
1,1,2,2-Tetrachloroethane	<2.75		2.75	ug/m3			03/29/18 22:51	2
<b>4-Ethyltoluene</b>	<b>4.61</b>		1.97	ug/m3			03/29/18 22:51	2
<b>1,3,5-Trimethylbenzene</b>	<b>4.91</b>		1.97	ug/m3			03/29/18 22:51	2
<b>1,2,4-Trimethylbenzene</b>	<b>17.3</b>		1.97	ug/m3			03/29/18 22:51	2
1,3-Dichlorobenzene	<2.41		2.41	ug/m3			03/29/18 22:51	2
1,4-Dichlorobenzene	<2.41		2.41	ug/m3			03/29/18 22:51	2
Benzyl chloride	<2.07		2.07	ug/m3			03/29/18 22:51	2
1,2-Dichlorobenzene	<2.41		2.41	ug/m3			03/29/18 22:51	2
1,2,4-Trichlorobenzene	<7.42		7.42	ug/m3			03/29/18 22:51	2
Hexachlorobutadiene	<4.27		4.27	ug/m3			03/29/18 22:51	2
Naphthalene	<5.24		5.24	ug/m3			03/29/18 22:51	2
Dibromochloromethane	<3.41		3.41	ug/m3			03/29/18 22:51	2

Tentatively Identified Compound	Est. Result	Qualifier	Unit	D	RT	CAS No.	Prepared	Analyzed	Dil Fac
Unknown	11.3	T J	ppb v/v		3.64			03/29/18 22:51	2
Butane, 2-methyl-	9.73	T J N	ppb v/v		4.49	78-78-4		03/29/18 22:51	2
Pentane	6.32	T J N	ppb v/v		4.93	109-66-0		03/29/18 22:51	2

TestAmerica Burlington

# Client Sample Results

Client: Carlson McCain, Inc.  
Project/Site: Reviva Confirm

TestAmerica Job ID: 200-42829-1  
SDG: 200-42829-1

**Client Sample ID: VP-4B**

**Lab Sample ID: 200-42829-10**

**Date Collected: 03/27/18 10:46**

**Matrix: Air**

**Date Received: 03/28/18 10:45**

**Sample Container: Summa Canister 6L**

**Method: TO-15 - Volatile Organic Compounds in Ambient Air (Continued)**

Tentatively Identified Compound	Est. Result	Qualifier	Unit	D	RT	CAS No.	Prepared	Analyzed	Dil Fac
Unknown	5.53	T J	ppb v/v		6.89			03/29/18 22:51	2
Propane, 1-bromo-	450	T J N	ppb v/v		9.17	106-94-5		03/29/18 22:51	2
Nonane	8.01	T J N	ppb v/v		17.50	111-84-2		03/29/18 22:51	2
Unknown	5.78	T J	ppb v/v		19.38			03/29/18 22:51	2
Naphthalene, decahydro-, trans-	4.58	T J N	ppb v/v		21.92	493-02-7		03/29/18 22:51	2
Unknown	14.2	T J	ppb v/v		22.01			03/29/18 22:51	2

**Client Sample ID: VP-5B**

**Lab Sample ID: 200-42829-11**

**Date Collected: 03/27/18 10:54**

**Matrix: Air**

**Date Received: 03/28/18 10:45**

**Sample Container: Summa Canister 6L**

**Method: TO-15 - Volatile Organic Compounds in Ambient Air**

Analyte	Result	Qualifier	RL	Unit	D	Prepared	Analyzed	Dil Fac
Propylene	<8.61		8.61	ug/m3			03/29/18 23:41	1
Dichlorodifluoromethane	<2.47		2.47	ug/m3			03/29/18 23:41	1
1,2-Dichlorotetrafluoroethane	<1.40		1.40	ug/m3			03/29/18 23:41	1
Chloromethane	<1.03		1.03	ug/m3			03/29/18 23:41	1
Vinyl chloride	<0.511		0.511	ug/m3			03/29/18 23:41	1
1,3-Butadiene	<0.442		0.442	ug/m3			03/29/18 23:41	1
Bromomethane	<0.777		0.777	ug/m3			03/29/18 23:41	1
Chloroethane	<1.32		1.32	ug/m3			03/29/18 23:41	1
Trichlorofluoromethane	<1.12		1.12	ug/m3			03/29/18 23:41	1
Ethanol	<9.42		9.42	ug/m3			03/29/18 23:41	1
Freon TF	<1.53		1.53	ug/m3			03/29/18 23:41	1
1,1-Dichloroethene	<0.793		0.793	ug/m3			03/29/18 23:41	1
Acetone	<11.9		11.9	ug/m3			03/29/18 23:41	1
Isopropyl alcohol	<12.3		12.3	ug/m3			03/29/18 23:41	1
Carbon disulfide	<1.56		1.56	ug/m3			03/29/18 23:41	1
Methylene Chloride	<1.74		1.74	ug/m3			03/29/18 23:41	1
Methyl tert-butyl ether	<0.721		0.721	ug/m3			03/29/18 23:41	1
trans-1,2-Dichloroethene	<0.793		0.793	ug/m3			03/29/18 23:41	1
n-Hexane	<0.705		0.705	ug/m3			03/29/18 23:41	1
1,1-Dichloroethane	<0.809		0.809	ug/m3			03/29/18 23:41	1
Vinyl acetate	<17.6		17.6	ug/m3			03/29/18 23:41	1
Ethyl acetate	<18.0		18.0	ug/m3			03/29/18 23:41	1
Methyl Ethyl Ketone	<1.47		1.47	ug/m3			03/29/18 23:41	1
cis-1,2-Dichloroethene	<0.793		0.793	ug/m3			03/29/18 23:41	1
Chloroform	<0.977		0.977	ug/m3			03/29/18 23:41	1
Tetrahydrofuran	<14.7		14.7	ug/m3			03/29/18 23:41	1
1,1,1-Trichloroethane	<1.09		1.09	ug/m3			03/29/18 23:41	1
Cyclohexane	<0.688		0.688	ug/m3			03/29/18 23:41	1
Carbon tetrachloride	<1.26		1.26	ug/m3			03/29/18 23:41	1
<b>Benzene</b>	<b>0.682</b>		0.639	ug/m3			03/29/18 23:41	1
1,2-Dichloroethane	<0.809		0.809	ug/m3			03/29/18 23:41	1
n-Heptane	<0.820		0.820	ug/m3			03/29/18 23:41	1
Trichloroethene	<1.07		1.07	ug/m3			03/29/18 23:41	1
1,2-Dichloropropane	<0.924		0.924	ug/m3			03/29/18 23:41	1

TestAmerica Burlington

# Client Sample Results

Client: Carlson McCain, Inc.  
Project/Site: Reviva Confirm

TestAmerica Job ID: 200-42829-1  
SDG: 200-42829-1

**Client Sample ID: VP-5B**

**Lab Sample ID: 200-42829-11**

**Date Collected: 03/27/18 10:54**

**Matrix: Air**

**Date Received: 03/28/18 10:45**

**Sample Container: Summa Canister 6L**

**Method: TO-15 - Volatile Organic Compounds in Ambient Air (Continued)**

Analyte	Result	Qualifier	RL	Unit	D	Prepared	Analyzed	Dil Fac
Bromodichloromethane	<1.34		1.34	ug/m3			03/29/18 23:41	1
cis-1,3-Dichloropropene	<0.908		0.908	ug/m3			03/29/18 23:41	1
Methyl isobutyl ketone	<2.05		2.05	ug/m3			03/29/18 23:41	1
<b>Toluene</b>	<b>1.11</b>		0.754	ug/m3			03/29/18 23:41	1
trans-1,3-Dichloropropene	<0.908		0.908	ug/m3			03/29/18 23:41	1
1,1,2-Trichloroethane	<1.09		1.09	ug/m3			03/29/18 23:41	1
Tetrachloroethene	<1.36		1.36	ug/m3			03/29/18 23:41	1
Methyl Butyl Ketone (2-Hexanone)	<2.05		2.05	ug/m3			03/29/18 23:41	1
1,2-Dibromoethane	<1.54		1.54	ug/m3			03/29/18 23:41	1
Chlorobenzene	<0.921		0.921	ug/m3			03/29/18 23:41	1
Ethylbenzene	<0.868		0.868	ug/m3			03/29/18 23:41	1
m,p-Xylene	<2.17		2.17	ug/m3			03/29/18 23:41	1
Xylene, o-	<0.868		0.868	ug/m3			03/29/18 23:41	1
Styrene	<0.852		0.852	ug/m3			03/29/18 23:41	1
Bromoform	<2.07		2.07	ug/m3			03/29/18 23:41	1
1,1,1,2-Tetrachloroethane	<1.37		1.37	ug/m3			03/29/18 23:41	1
4-Ethyltoluene	<0.983		0.983	ug/m3			03/29/18 23:41	1
1,3,5-Trimethylbenzene	<0.983		0.983	ug/m3			03/29/18 23:41	1
1,2,4-Trimethylbenzene	<0.983		0.983	ug/m3			03/29/18 23:41	1
1,3-Dichlorobenzene	<1.20		1.20	ug/m3			03/29/18 23:41	1
1,4-Dichlorobenzene	<1.20		1.20	ug/m3			03/29/18 23:41	1
Benzyl chloride	<1.04		1.04	ug/m3			03/29/18 23:41	1
1,2-Dichlorobenzene	<1.20		1.20	ug/m3			03/29/18 23:41	1
1,2,4-Trichlorobenzene	<3.71		3.71	ug/m3			03/29/18 23:41	1
Hexachlorobutadiene	<2.13		2.13	ug/m3			03/29/18 23:41	1
Naphthalene	<2.62		2.62	ug/m3			03/29/18 23:41	1
Dibromochloromethane	<1.70		1.70	ug/m3			03/29/18 23:41	1

Tentatively Identified Compound	Est. Result	Qualifier	Unit	D	RT	CAS No.	Prepared	Analyzed	Dil Fac
Silanol, trimethyl-	2.33	T J N	ppb v/v		8.77	1066-40-6		03/29/18 23:41	1
Propane, 1-bromo-	2.15	T J N	ppb v/v		9.15	106-94-5		03/29/18 23:41	1

**Client Sample ID: VP-6B**

**Lab Sample ID: 200-42829-12**

**Date Collected: 03/27/18 11:10**

**Matrix: Air**

**Date Received: 03/28/18 10:45**

**Sample Container: Summa Canister 6L**

**Method: TO-15 - Volatile Organic Compounds in Ambient Air**

Analyte	Result	Qualifier	RL	Unit	D	Prepared	Analyzed	Dil Fac
Propylene	<43.0		43.0	ug/m3			03/30/18 00:32	5
Dichlorodifluoromethane	<12.4		12.4	ug/m3			03/30/18 00:32	5
1,2-Dichlorotetrafluoroethane	<6.99		6.99	ug/m3			03/30/18 00:32	5
Chloromethane	<5.16		5.16	ug/m3			03/30/18 00:32	5
Vinyl chloride	<2.56		2.56	ug/m3			03/30/18 00:32	5
1,3-Butadiene	<2.21		2.21	ug/m3			03/30/18 00:32	5
Bromomethane	<3.88		3.88	ug/m3			03/30/18 00:32	5
Chloroethane	<6.60		6.60	ug/m3			03/30/18 00:32	5
Trichlorofluoromethane	<5.62		5.62	ug/m3			03/30/18 00:32	5
<b>Ethanol</b>	<b>54.0</b>		47.1	ug/m3			03/30/18 00:32	5

TestAmerica Burlington

# Client Sample Results

Client: Carlson McCain, Inc.  
Project/Site: Reviva Confirm

TestAmerica Job ID: 200-42829-1  
SDG: 200-42829-1

**Client Sample ID: VP-6B**

**Lab Sample ID: 200-42829-12**

**Date Collected: 03/27/18 11:10**

**Matrix: Air**

**Date Received: 03/28/18 10:45**

**Sample Container: Summa Canister 6L**

**Method: TO-15 - Volatile Organic Compounds in Ambient Air (Continued)**

Analyte	Result	Qualifier	RL	Unit	D	Prepared	Analyzed	Dil Fac
Freon TF	<7.66		7.66	ug/m3			03/30/18 00:32	5
1,1-Dichloroethene	<3.96		3.96	ug/m3			03/30/18 00:32	5
<b>Acetone</b>	<b>166</b>		59.4	ug/m3			03/30/18 00:32	5
<b>Isopropyl alcohol</b>	<b>80.6</b>		61.5	ug/m3			03/30/18 00:32	5
Carbon disulfide	<7.79		7.79	ug/m3			03/30/18 00:32	5
<b>Methylene Chloride</b>	<b>11.2</b>		8.68	ug/m3			03/30/18 00:32	5
Methyl tert-butyl ether	<3.61		3.61	ug/m3			03/30/18 00:32	5
trans-1,2-Dichloroethene	<3.96		3.96	ug/m3			03/30/18 00:32	5
<b>n-Hexane</b>	<b>11.6</b>		3.52	ug/m3			03/30/18 00:32	5
1,1-Dichloroethane	<4.05		4.05	ug/m3			03/30/18 00:32	5
Vinyl acetate	<88.0		88.0	ug/m3			03/30/18 00:32	5
Ethyl acetate	<90.1		90.1	ug/m3			03/30/18 00:32	5
Methyl Ethyl Ketone	<7.37		7.37	ug/m3			03/30/18 00:32	5
cis-1,2-Dichloroethene	<3.96		3.96	ug/m3			03/30/18 00:32	5
Chloroform	<4.88		4.88	ug/m3			03/30/18 00:32	5
Tetrahydrofuran	<73.7		73.7	ug/m3			03/30/18 00:32	5
1,1,1-Trichloroethane	<5.46		5.46	ug/m3			03/30/18 00:32	5
<b>Cyclohexane</b>	<b>27.7</b>		3.44	ug/m3			03/30/18 00:32	5
Carbon tetrachloride	<6.29		6.29	ug/m3			03/30/18 00:32	5
<b>Benzene</b>	<b>3.80</b>		3.19	ug/m3			03/30/18 00:32	5
1,2-Dichloroethane	<4.05		4.05	ug/m3			03/30/18 00:32	5
<b>n-Heptane</b>	<b>6.81</b>		4.10	ug/m3			03/30/18 00:32	5
Trichloroethene	<5.37		5.37	ug/m3			03/30/18 00:32	5
1,2-Dichloropropane	<4.62		4.62	ug/m3			03/30/18 00:32	5
Bromodichloromethane	<6.70		6.70	ug/m3			03/30/18 00:32	5
cis-1,3-Dichloropropene	<4.54		4.54	ug/m3			03/30/18 00:32	5
Methyl isobutyl ketone	<10.2		10.2	ug/m3			03/30/18 00:32	5
<b>Toluene</b>	<b>10.4</b>		3.77	ug/m3			03/30/18 00:32	5
trans-1,3-Dichloropropene	<4.54		4.54	ug/m3			03/30/18 00:32	5
1,1,2-Trichloroethane	<5.46		5.46	ug/m3			03/30/18 00:32	5
Tetrachloroethene	<6.78		6.78	ug/m3			03/30/18 00:32	5
Methyl Butyl Ketone (2-Hexanone)	<10.2		10.2	ug/m3			03/30/18 00:32	5
1,2-Dibromoethane	<7.68		7.68	ug/m3			03/30/18 00:32	5
Chlorobenzene	<4.60		4.60	ug/m3			03/30/18 00:32	5
Ethylbenzene	<4.34		4.34	ug/m3			03/30/18 00:32	5
<b>m,p-Xylene</b>	<b>16.4</b>		10.9	ug/m3			03/30/18 00:32	5
<b>Xylene, o-</b>	<b>5.27</b>		4.34	ug/m3			03/30/18 00:32	5
Styrene	<4.26		4.26	ug/m3			03/30/18 00:32	5
Bromoform	<10.3		10.3	ug/m3			03/30/18 00:32	5
1,1,2,2-Tetrachloroethane	<6.87		6.87	ug/m3			03/30/18 00:32	5
4-Ethyltoluene	<4.92		4.92	ug/m3			03/30/18 00:32	5
1,3,5-Trimethylbenzene	<4.92		4.92	ug/m3			03/30/18 00:32	5
1,2,4-Trimethylbenzene	<4.92		4.92	ug/m3			03/30/18 00:32	5
1,3-Dichlorobenzene	<6.01		6.01	ug/m3			03/30/18 00:32	5
1,4-Dichlorobenzene	<6.01		6.01	ug/m3			03/30/18 00:32	5
Benzyl chloride	<5.18		5.18	ug/m3			03/30/18 00:32	5
1,2-Dichlorobenzene	<6.01		6.01	ug/m3			03/30/18 00:32	5
1,2,4-Trichlorobenzene	<18.6		18.6	ug/m3			03/30/18 00:32	5

TestAmerica Burlington

# Client Sample Results

Client: Carlson McCain, Inc.  
Project/Site: Reviva Confirm

TestAmerica Job ID: 200-42829-1  
SDG: 200-42829-1

**Client Sample ID: VP-6B**

**Lab Sample ID: 200-42829-12**

**Date Collected: 03/27/18 11:10**

**Matrix: Air**

**Date Received: 03/28/18 10:45**

**Sample Container: Summa Canister 6L**

**Method: TO-15 - Volatile Organic Compounds in Ambient Air (Continued)**

Analyte	Result	Qualifier	RL	Unit	D	Prepared	Analyzed	Dil Fac	
Hexachlorobutadiene	<10.7		10.7	ug/m3			03/30/18 00:32	5	
Naphthalene	<13.1		13.1	ug/m3			03/30/18 00:32	5	
Dibromochloromethane	<8.52		8.52	ug/m3			03/30/18 00:32	5	
<i>Tentatively Identified Compound</i>	<i>Est. Result</i>	<i>Qualifier</i>	<i>Unit</i>	<i>D</i>	<i>RT</i>	<i>CAS No.</i>	<i>Prepared</i>	<i>Analyzed</i>	<i>Dil Fac</i>
Unknown	20.8	T J	ppb v/v		3.11			03/30/18 00:32	5
Unknown	9.07	T J	ppb v/v		3.40			03/30/18 00:32	5
Unknown	15.6	T J	ppb v/v		3.64			03/30/18 00:32	5
Unknown	5.96	T J	ppb v/v		4.50			03/30/18 00:32	5
Pentane, 2-methyl-	5.01	T J N	ppb v/v		6.51	107-83-5		03/30/18 00:32	5
Unknown	5.28	T J	ppb v/v		6.92			03/30/18 00:32	5
Propane, 1-bromo-	715	T J N	ppb v/v		9.17	106-94-5		03/30/18 00:32	5

**Client Sample ID: VP-7B**

**Lab Sample ID: 200-42829-13**

**Date Collected: 03/27/18 10:59**

**Matrix: Air**

**Date Received: 03/28/18 10:45**

**Sample Container: Summa Canister 6L**

**Method: TO-15 - Volatile Organic Compounds in Ambient Air**

Analyte	Result	Qualifier	RL	Unit	D	Prepared	Analyzed	Dil Fac
Propylene	<34.4		34.4	ug/m3			03/30/18 01:22	4
Dichlorodifluoromethane	<9.89		9.89	ug/m3			03/30/18 01:22	4
1,2-Dichlorotetrafluoroethane	<5.59		5.59	ug/m3			03/30/18 01:22	4
Chloromethane	<4.13		4.13	ug/m3			03/30/18 01:22	4
Vinyl chloride	<2.05		2.05	ug/m3			03/30/18 01:22	4
1,3-Butadiene	<1.77		1.77	ug/m3			03/30/18 01:22	4
Bromomethane	<3.11		3.11	ug/m3			03/30/18 01:22	4
Chloroethane	<5.28		5.28	ug/m3			03/30/18 01:22	4
Trichlorofluoromethane	<4.49		4.49	ug/m3			03/30/18 01:22	4
<b>Ethanol</b>	<b>57.1</b>		37.7	ug/m3			03/30/18 01:22	4
Freon TF	<6.13		6.13	ug/m3			03/30/18 01:22	4
1,1-Dichloroethene	<3.17		3.17	ug/m3			03/30/18 01:22	4
<b>Acetone</b>	<b>160</b>		47.5	ug/m3			03/30/18 01:22	4
<b>Isopropyl alcohol</b>	<b>68.6</b>		49.2	ug/m3			03/30/18 01:22	4
Carbon disulfide	<6.23		6.23	ug/m3			03/30/18 01:22	4
<b>Methylene Chloride</b>	<b>19.6</b>		6.95	ug/m3			03/30/18 01:22	4
Methyl tert-butyl ether	<2.88		2.88	ug/m3			03/30/18 01:22	4
trans-1,2-Dichloroethene	<3.17		3.17	ug/m3			03/30/18 01:22	4
<b>n-Hexane</b>	<b>14.1</b>		2.82	ug/m3			03/30/18 01:22	4
1,1-Dichloroethane	<3.24		3.24	ug/m3			03/30/18 01:22	4
Vinyl acetate	<70.4		70.4	ug/m3			03/30/18 01:22	4
Ethyl acetate	<72.1		72.1	ug/m3			03/30/18 01:22	4
Methyl Ethyl Ketone	<5.90		5.90	ug/m3			03/30/18 01:22	4
cis-1,2-Dichloroethene	<3.17		3.17	ug/m3			03/30/18 01:22	4
Chloroform	<3.91		3.91	ug/m3			03/30/18 01:22	4
Tetrahydrofuran	<59.0		59.0	ug/m3			03/30/18 01:22	4
1,1,1-Trichloroethane	<4.37		4.37	ug/m3			03/30/18 01:22	4
<b>Cyclohexane</b>	<b>24.7</b>		2.75	ug/m3			03/30/18 01:22	4
Carbon tetrachloride	<5.03		5.03	ug/m3			03/30/18 01:22	4

TestAmerica Burlington



# Client Sample Results

Client: Carlson McCain, Inc.  
Project/Site: Reviva Confirm

TestAmerica Job ID: 200-42829-1  
SDG: 200-42829-1

**Client Sample ID: VP-7B**

**Lab Sample ID: 200-42829-13**

**Date Collected: 03/27/18 10:59**

**Matrix: Air**

**Date Received: 03/28/18 10:45**

**Sample Container: Summa Canister 6L**

**Method: TO-15 - Volatile Organic Compounds in Ambient Air (Continued)**

Analyte	Result	Qualifier	RL	Unit	D	Prepared	Analyzed	Dil Fac
<b>Benzene</b>	<b>4.34</b>		2.56	ug/m3			03/30/18 01:22	4
1,2-Dichloroethane	<3.24		3.24	ug/m3			03/30/18 01:22	4
<b>n-Heptane</b>	<b>7.95</b>		3.28	ug/m3			03/30/18 01:22	4
Trichloroethene	<4.30		4.30	ug/m3			03/30/18 01:22	4
1,2-Dichloropropane	<3.70		3.70	ug/m3			03/30/18 01:22	4
Bromodichloromethane	<5.36		5.36	ug/m3			03/30/18 01:22	4
cis-1,3-Dichloropropene	<3.63		3.63	ug/m3			03/30/18 01:22	4
Methyl isobutyl ketone	<8.19		8.19	ug/m3			03/30/18 01:22	4
<b>Toluene</b>	<b>12.0</b>		3.01	ug/m3			03/30/18 01:22	4
trans-1,3-Dichloropropene	<3.63		3.63	ug/m3			03/30/18 01:22	4
1,1,2-Trichloroethane	<4.37		4.37	ug/m3			03/30/18 01:22	4
Tetrachloroethene	<5.43		5.43	ug/m3			03/30/18 01:22	4
Methyl Butyl Ketone (2-Hexanone)	<8.20		8.20	ug/m3			03/30/18 01:22	4
1,2-Dibromoethane	<6.15		6.15	ug/m3			03/30/18 01:22	4
Chlorobenzene	<3.68		3.68	ug/m3			03/30/18 01:22	4
<b>Ethylbenzene</b>	<b>4.90</b>		3.47	ug/m3			03/30/18 01:22	4
<b>m,p-Xylene</b>	<b>18.2</b>		8.68	ug/m3			03/30/18 01:22	4
<b>Xylene, o-</b>	<b>5.84</b>		3.47	ug/m3			03/30/18 01:22	4
Styrene	<3.41		3.41	ug/m3			03/30/18 01:22	4
Bromoform	<8.27		8.27	ug/m3			03/30/18 01:22	4
1,1,1,2-Tetrachloroethane	<5.49		5.49	ug/m3			03/30/18 01:22	4
4-Ethyltoluene	<3.93		3.93	ug/m3			03/30/18 01:22	4
1,3,5-Trimethylbenzene	<3.93		3.93	ug/m3			03/30/18 01:22	4
<b>1,2,4-Trimethylbenzene</b>	<b>4.74</b>		3.93	ug/m3			03/30/18 01:22	4
1,3-Dichlorobenzene	<4.81		4.81	ug/m3			03/30/18 01:22	4
1,4-Dichlorobenzene	<4.81		4.81	ug/m3			03/30/18 01:22	4
Benzyl chloride	<4.14		4.14	ug/m3			03/30/18 01:22	4
1,2-Dichlorobenzene	<4.81		4.81	ug/m3			03/30/18 01:22	4
1,2,4-Trichlorobenzene	<14.8		14.8	ug/m3			03/30/18 01:22	4
Hexachlorobutadiene	<8.53		8.53	ug/m3			03/30/18 01:22	4
Naphthalene	<10.5		10.5	ug/m3			03/30/18 01:22	4
Dibromochloromethane	<6.82		6.82	ug/m3			03/30/18 01:22	4

Tentatively Identified Compound	Est. Result	Qualifier	Unit	D	RT	CAS No.	Prepared	Analyzed	Dil Fac
Unknown	20.9	TJ	ppb v/v		3.10			03/30/18 01:22	4
Unknown	8.01	TJ	ppb v/v		3.38			03/30/18 01:22	4
Unknown	17.6	TJ	ppb v/v		3.63			03/30/18 01:22	4
Unknown	6.87	TJ	ppb v/v		4.49			03/30/18 01:22	4
Pentane, 2-methyl-	4.91	TJN	ppb v/v		6.49	107-83-5		03/30/18 01:22	4
Propane, 1-bromo-	672	TJN	ppb v/v		9.16	106-94-5		03/30/18 01:22	4
Unknown	4.73	TJ	ppb v/v		15.88			03/30/18 01:22	4

# QC Sample Results

Client: Carlson McCain, Inc.  
Project/Site: Reviva Confirm

TestAmerica Job ID: 200-42829-1  
SDG: 200-42829-1

## Method: TO-15 - Volatile Organic Compounds in Ambient Air

**Lab Sample ID: MB 200-127917/4**

**Matrix: Air**

**Analysis Batch: 127917**

**Client Sample ID: Method Blank**

**Prep Type: Total/NA**

Analyte	MB Result	MB Qualifier	RL	Unit	D	Prepared	Analyzed	Dil Fac
Propylene	<8.61		8.61	ug/m3			03/29/18 13:39	1
Dichlorodifluoromethane	<2.47		2.47	ug/m3			03/29/18 13:39	1
1,2-Dichlorotetrafluoroethane	<1.40		1.40	ug/m3			03/29/18 13:39	1
Chloromethane	<1.03		1.03	ug/m3			03/29/18 13:39	1
Vinyl chloride	<0.511		0.511	ug/m3			03/29/18 13:39	1
1,3-Butadiene	<0.442		0.442	ug/m3			03/29/18 13:39	1
Bromomethane	<0.777		0.777	ug/m3			03/29/18 13:39	1
Chloroethane	<1.32		1.32	ug/m3			03/29/18 13:39	1
Trichlorofluoromethane	<1.12		1.12	ug/m3			03/29/18 13:39	1
Ethanol	<9.42		9.42	ug/m3			03/29/18 13:39	1
Freon TF	<1.53		1.53	ug/m3			03/29/18 13:39	1
1,1-Dichloroethene	<0.793		0.793	ug/m3			03/29/18 13:39	1
Acetone	<11.9		11.9	ug/m3			03/29/18 13:39	1
Isopropyl alcohol	<12.3		12.3	ug/m3			03/29/18 13:39	1
Carbon disulfide	<1.56		1.56	ug/m3			03/29/18 13:39	1
Methylene Chloride	<1.74		1.74	ug/m3			03/29/18 13:39	1
Methyl tert-butyl ether	<0.721		0.721	ug/m3			03/29/18 13:39	1
trans-1,2-Dichloroethene	<0.793		0.793	ug/m3			03/29/18 13:39	1
n-Hexane	<0.705		0.705	ug/m3			03/29/18 13:39	1
1,1-Dichloroethane	<0.809		0.809	ug/m3			03/29/18 13:39	1
Vinyl acetate	<17.6		17.6	ug/m3			03/29/18 13:39	1
Ethyl acetate	<18.0		18.0	ug/m3			03/29/18 13:39	1
Methyl Ethyl Ketone	<1.47		1.47	ug/m3			03/29/18 13:39	1
cis-1,2-Dichloroethene	<0.793		0.793	ug/m3			03/29/18 13:39	1
Chloroform	<0.977		0.977	ug/m3			03/29/18 13:39	1
Tetrahydrofuran	<14.7		14.7	ug/m3			03/29/18 13:39	1
1,1,1-Trichloroethane	<1.09		1.09	ug/m3			03/29/18 13:39	1
Cyclohexane	<0.688		0.688	ug/m3			03/29/18 13:39	1
Carbon tetrachloride	<1.26		1.26	ug/m3			03/29/18 13:39	1
Benzene	<0.639		0.639	ug/m3			03/29/18 13:39	1
1,2-Dichloroethane	<0.809		0.809	ug/m3			03/29/18 13:39	1
n-Heptane	<0.820		0.820	ug/m3			03/29/18 13:39	1
Trichloroethene	<1.07		1.07	ug/m3			03/29/18 13:39	1
1,2-Dichloropropane	<0.924		0.924	ug/m3			03/29/18 13:39	1
Bromodichloromethane	<1.34		1.34	ug/m3			03/29/18 13:39	1
cis-1,3-Dichloropropene	<0.908		0.908	ug/m3			03/29/18 13:39	1
Methyl isobutyl ketone	<2.05		2.05	ug/m3			03/29/18 13:39	1
Toluene	<0.754		0.754	ug/m3			03/29/18 13:39	1
trans-1,3-Dichloropropene	<0.908		0.908	ug/m3			03/29/18 13:39	1
1,1,2-Trichloroethane	<1.09		1.09	ug/m3			03/29/18 13:39	1
Tetrachloroethene	<1.36		1.36	ug/m3			03/29/18 13:39	1
Methyl Butyl Ketone (2-Hexanone)	<2.05		2.05	ug/m3			03/29/18 13:39	1
1,2-Dibromoethane	<1.54		1.54	ug/m3			03/29/18 13:39	1
Chlorobenzene	<0.921		0.921	ug/m3			03/29/18 13:39	1
Ethylbenzene	<0.868		0.868	ug/m3			03/29/18 13:39	1
m,p-Xylene	<2.17		2.17	ug/m3			03/29/18 13:39	1
Xylene, o-	<0.868		0.868	ug/m3			03/29/18 13:39	1
Styrene	<0.852		0.852	ug/m3			03/29/18 13:39	1

TestAmerica Burlington



# QC Sample Results

Client: Carlson McCain, Inc.  
Project/Site: Reviva Confirm

TestAmerica Job ID: 200-42829-1  
SDG: 200-42829-1

## Method: TO-15 - Volatile Organic Compounds in Ambient Air (Continued)

**Lab Sample ID: MB 200-127917/4**  
**Matrix: Air**  
**Analysis Batch: 127917**

**Client Sample ID: Method Blank**  
**Prep Type: Total/NA**

Analyte	MB Result	MB Qualifier	RL	Unit	D	Prepared	Analyzed	Dil Fac
Bromoform	<2.07		2.07	ug/m3			03/29/18 13:39	1
1,1,2,2-Tetrachloroethane	<1.37		1.37	ug/m3			03/29/18 13:39	1
4-Ethyltoluene	<0.983		0.983	ug/m3			03/29/18 13:39	1
1,3,5-Trimethylbenzene	<0.983		0.983	ug/m3			03/29/18 13:39	1
1,2,4-Trimethylbenzene	<0.983		0.983	ug/m3			03/29/18 13:39	1
1,3-Dichlorobenzene	<1.20		1.20	ug/m3			03/29/18 13:39	1
1,4-Dichlorobenzene	<1.20		1.20	ug/m3			03/29/18 13:39	1
Benzyl chloride	<1.04		1.04	ug/m3			03/29/18 13:39	1
1,2-Dichlorobenzene	<1.20		1.20	ug/m3			03/29/18 13:39	1
1,2,4-Trichlorobenzene	<3.71		3.71	ug/m3			03/29/18 13:39	1
Hexachlorobutadiene	<2.13		2.13	ug/m3			03/29/18 13:39	1
Naphthalene	<2.62		2.62	ug/m3			03/29/18 13:39	1
Dibromochloromethane	<1.70		1.70	ug/m3			03/29/18 13:39	1

Tentatively Identified Compound	MB Est. Result	MB Qualifier	Unit	D	RT	CAS No.	Prepared	Analyzed	Dil Fac
Tentatively Identified Compound	None		ppb v/v					03/29/18 13:39	1

**Lab Sample ID: LCS 200-127917/3**  
**Matrix: Air**  
**Analysis Batch: 127917**

**Client Sample ID: Lab Control Sample**  
**Prep Type: Total/NA**

Analyte	Spike Added	LCS Result	LCS Qualifier	Unit	D	%Rec	%Rec Limits
Propylene	17.2	18.72		ug/m3		109	58 - 129
Dichlorodifluoromethane	49.4	54.31		ug/m3		110	68 - 128
1,2-Dichlorotetrafluoroethane	69.9	82.85		ug/m3		119	78 - 138
Chloromethane	20.6	21.19		ug/m3		103	57 - 126
Vinyl chloride	25.6	26.13		ug/m3		102	62 - 125
1,3-Butadiene	22.1	22.46		ug/m3		102	59 - 125
Bromomethane	38.8	41.25		ug/m3		106	68 - 128
Chloroethane	26.4	28.00		ug/m3		106	65 - 125
Trichlorofluoromethane	56.2	59.68		ug/m3		106	67 - 127
Ethanol	28.3	36.42		ug/m3		129	28 - 168
Freon TF	76.6	81.68		ug/m3		107	68 - 128
1,1-Dichloroethene	39.6	41.32		ug/m3		104	67 - 127
Acetone	23.7	22.48		ug/m3		95	64 - 136
Isopropyl alcohol	24.6	23.67		ug/m3		96	55 - 124
Carbon disulfide	31.1	38.74		ug/m3		124	81 - 141
Methylene Chloride	34.7	37.68		ug/m3		108	62 - 122
Methyl tert-butyl ether	36.0	35.21		ug/m3		98	67 - 127
trans-1,2-Dichloroethene	39.6	46.21		ug/m3		117	72 - 132
n-Hexane	35.2	41.44		ug/m3		118	71 - 131
1,1-Dichloroethane	40.5	43.19		ug/m3		107	66 - 126
Vinyl acetate	35.2	37.77		ug/m3		107	62 - 130
Ethyl acetate	36.0	37.75		ug/m3		105	75 - 135
Methyl Ethyl Ketone	29.5	28.40		ug/m3		96	62 - 122
cis-1,2-Dichloroethene	39.6	42.31		ug/m3		107	67 - 127
Chloroform	48.8	52.91		ug/m3		108	69 - 129
Tetrahydrofuran	29.5	29.78		ug/m3		101	61 - 136

TestAmerica Burlington

# QC Sample Results

Client: Carlson McCain, Inc.  
Project/Site: Reviva Confirm

TestAmerica Job ID: 200-42829-1  
SDG: 200-42829-1

## Method: TO-15 - Volatile Organic Compounds in Ambient Air (Continued)

**Lab Sample ID: LCS 200-127917/3**

**Matrix: Air**

**Analysis Batch: 127917**

**Client Sample ID: Lab Control Sample**

**Prep Type: Total/NA**

Analyte	Spike Added	LCS Result	LCS Qualifier	Unit	D	%Rec	%Rec. Limits
1,1,1-Trichloroethane	54.6	57.59		ug/m3		106	70 - 130
Cyclohexane	34.4	36.65		ug/m3		106	69 - 129
Carbon tetrachloride	62.9	70.87		ug/m3		113	62 - 143
Benzene	31.9	32.40		ug/m3		101	67 - 127
1,2-Dichloroethane	40.5	44.17		ug/m3		109	67 - 132
n-Heptane	41.0	44.00		ug/m3		107	62 - 130
Trichloroethene	53.7	53.88		ug/m3		100	68 - 128
1,2-Dichloropropane	46.2	50.07		ug/m3		108	67 - 127
Bromodichloromethane	67.0	73.79		ug/m3		110	69 - 129
cis-1,3-Dichloropropene	45.4	50.61		ug/m3		112	70 - 130
Methyl isobutyl ketone	41.0	43.85		ug/m3		107	62 - 130
Toluene	37.7	39.51		ug/m3		105	67 - 127
trans-1,3-Dichloropropene	45.4	48.65		ug/m3		107	69 - 129
1,1,2-Trichloroethane	54.6	59.23		ug/m3		109	69 - 129
Tetrachloroethene	67.8	65.93		ug/m3		97	70 - 130
Methyl Butyl Ketone (2-Hexanone)	41.0	44.04		ug/m3		107	61 - 127
1,2-Dibromoethane	76.8	86.21		ug/m3		112	70 - 130
Chlorobenzene	46.0	48.83		ug/m3		106	68 - 128
Ethylbenzene	43.4	42.42		ug/m3		98	68 - 128
m,p-Xylene	86.8	81.79		ug/m3		94	68 - 128
Xylene, o-	43.4	40.63		ug/m3		94	67 - 127
Styrene	42.6	42.35		ug/m3		99	68 - 128
Bromoform	103	126.2		ug/m3		122	34 - 170
1,1,2,2-Tetrachloroethane	68.6	67.92		ug/m3		99	69 - 129
4-Ethyltoluene	49.2	47.39		ug/m3		96	69 - 129
1,3,5-Trimethylbenzene	49.2	45.51		ug/m3		93	65 - 125
1,2,4-Trimethylbenzene	49.2	45.62		ug/m3		93	65 - 125
1,3-Dichlorobenzene	60.1	54.22		ug/m3		90	67 - 127
1,4-Dichlorobenzene	60.1	54.81		ug/m3		91	66 - 126
Benzyl chloride	51.8	50.68		ug/m3		98	54 - 135
1,2-Dichlorobenzene	60.1	53.86		ug/m3		90	67 - 127
1,2,4-Trichlorobenzene	74.2	65.83		ug/m3		89	59 - 126
Hexachlorobutadiene	107	87.59		ug/m3		82	62 - 130
Naphthalene	52.4	43.30		ug/m3		83	50 - 121
Dibromochloromethane	85.2	96.28		ug/m3		113	66 - 130

**Lab Sample ID: 200-42829-1 DU**

**Matrix: Air**

**Analysis Batch: 127917**

**Client Sample ID: AS-1B**

**Prep Type: Total/NA**

Analyte	Sample Result	Sample Qualifier	DU Result	DU Qualifier	Unit	D	RPD	Limit
Propylene	<86.1		<86.1		ug/m3		NC	25
Dichlorodifluoromethane	27.4		27.52		ug/m3		0.5	25
1,2-Dichlorotetrafluoroethane	<14.0		<14.0		ug/m3		NC	25
Chloromethane	<10.3		<10.3		ug/m3		NC	25
Vinyl chloride	<5.11		<5.11		ug/m3		NC	25
1,3-Butadiene	<4.42		<4.42		ug/m3		NC	25
Bromomethane	<7.77		<7.77		ug/m3		NC	25

TestAmerica Burlington

# QC Sample Results

Client: Carlson McCain, Inc.  
Project/Site: Reviva Confirm

TestAmerica Job ID: 200-42829-1  
SDG: 200-42829-1

## Method: TO-15 - Volatile Organic Compounds in Ambient Air (Continued)

**Lab Sample ID: 200-42829-1 DU**  
**Matrix: Air**  
**Analysis Batch: 127917**

**Client Sample ID: AS-1B**  
**Prep Type: Total/NA**

Analyte	Sample	Sample	DU	DU	Unit	D	RPD	Limit
	Result	Qualifier	Result	Qualifier				
Chloroethane	<13.2		<13.2		ug/m3		NC	25
Trichlorofluoromethane	<11.2		<11.2		ug/m3		NC	25
Ethanol	<94.2		<94.2		ug/m3		NC	25
Freon TF	<15.3		<15.3		ug/m3		NC	25
1,1-Dichloroethene	<7.93		<7.93		ug/m3		NC	25
Acetone	<119		<119		ug/m3		NC	25
Isopropyl alcohol	<123		<123		ug/m3		NC	25
Carbon disulfide	<15.6		<15.6		ug/m3		NC	25
Methylene Chloride	<17.4		<17.4		ug/m3		NC	25
Methyl tert-butyl ether	<7.21		<7.21		ug/m3		NC	25
trans-1,2-Dichloroethene	<7.93		<7.93		ug/m3		NC	25
n-Hexane	<7.05		<7.05		ug/m3		NC	25
1,1-Dichloroethane	<8.09		<8.09		ug/m3		NC	25
Vinyl acetate	<176		<176		ug/m3		NC	25
Ethyl acetate	<180		<180		ug/m3		NC	25
Methyl Ethyl Ketone	<14.7		<14.7		ug/m3		NC	25
cis-1,2-Dichloroethene	<7.93		<7.93		ug/m3		NC	25
Chloroform	<9.77		<9.77		ug/m3		NC	25
Tetrahydrofuran	<147		<147		ug/m3		NC	25
1,1,1-Trichloroethane	<10.9		<10.9		ug/m3		NC	25
Cyclohexane	<6.88		<6.88		ug/m3		NC	25
Carbon tetrachloride	<12.6		<12.6		ug/m3		NC	25
Benzene	<6.39		<6.39		ug/m3		NC	25
1,2-Dichloroethane	<8.09		<8.09		ug/m3		NC	25
n-Heptane	<8.20		<8.20		ug/m3		NC	25
Trichloroethene	29.1		28.92		ug/m3		0.7	25
1,2-Dichloropropane	<9.24		<9.24		ug/m3		NC	25
Bromodichloromethane	<13.4		<13.4		ug/m3		NC	25
cis-1,3-Dichloropropene	<9.08		<9.08		ug/m3		NC	25
Methyl isobutyl ketone	<20.5		<20.5		ug/m3		NC	25
Toluene	<7.54		<7.54		ug/m3		NC	25
trans-1,3-Dichloropropene	<9.08		<9.08		ug/m3		NC	25
1,1,2-Trichloroethane	<10.9		<10.9		ug/m3		NC	25
Tetrachloroethene	<13.6		<13.6		ug/m3		NC	25
Methyl Butyl Ketone (2-Hexanone)	<20.5		<20.5		ug/m3		NC	25
1,2-Dibromoethane	<15.4		<15.4		ug/m3		NC	25
Chlorobenzene	<9.21		<9.21		ug/m3		NC	25
Ethylbenzene	<8.68		<8.68		ug/m3		NC	25
m,p-Xylene	<21.7		<21.7		ug/m3		NC	25
Xylene, o-	<8.68		<8.68		ug/m3		NC	25
Styrene	<8.52		<8.52		ug/m3		NC	25
Bromoform	<20.7		<20.7		ug/m3		NC	25
1,1,2,2-Tetrachloroethane	<13.7		<13.7		ug/m3		NC	25
4-Ethyltoluene	<9.83		<9.83		ug/m3		NC	25
1,3,5-Trimethylbenzene	<9.83		<9.83		ug/m3		NC	25
1,2,4-Trimethylbenzene	<9.83		<9.83		ug/m3		NC	25
1,3-Dichlorobenzene	<12.0		<12.0		ug/m3		NC	25

TestAmerica Burlington

# QC Sample Results

Client: Carlson McCain, Inc.  
Project/Site: Reviva Confirm

TestAmerica Job ID: 200-42829-1  
SDG: 200-42829-1

## Method: TO-15 - Volatile Organic Compounds in Ambient Air (Continued)

Lab Sample ID: 200-42829-1 DU

Matrix: Air

Analysis Batch: 127917

Client Sample ID: AS-1B

Prep Type: Total/NA

Analyte	Sample	Sample	DU	DU	Unit	D	RPD	RPD	Limit
	Result	Qualifier	Result	Qualifier					
1,4-Dichlorobenzene	<12.0		<12.0		ug/m3		NC		25
Benzyl chloride	<10.4		<10.4		ug/m3		NC		25
1,2-Dichlorobenzene	<12.0		<12.0		ug/m3		NC		25
1,2,4-Trichlorobenzene	<37.1		<37.1		ug/m3		NC		25
Hexachlorobutadiene	<21.3		<21.3		ug/m3		NC		25
Naphthalene	<26.2		<26.2		ug/m3		NC		25
Dibromochloromethane	<17.0		<17.0		ug/m3		NC		25

# QC Association Summary

Client: Carlson McCain, Inc.  
Project/Site: Reviva Confirm

TestAmerica Job ID: 200-42829-1  
SDG: 200-42829-1

## Air - GC/MS VOA

### Analysis Batch: 127917

Lab Sample ID	Client Sample ID	Prep Type	Matrix	Method	Prep Batch
200-42829-1	AS-1B	Total/NA	Air	TO-15	
200-42829-2	AS-2B	Total/NA	Air	TO-15	
200-42829-3	AS-3B	Total/NA	Air	TO-15	
200-42829-4	AS-4B	Total/NA	Air	TO-15	
200-42829-5	AS-5B	Total/NA	Air	TO-15	
200-42829-6	AS-6B	Total/NA	Air	TO-15	
200-42829-7	VP-1B	Total/NA	Air	TO-15	
200-42829-8	VP-2B	Total/NA	Air	TO-15	
200-42829-9	VP-3B	Total/NA	Air	TO-15	
200-42829-10	VP-4B	Total/NA	Air	TO-15	
200-42829-11	VP-5B	Total/NA	Air	TO-15	
200-42829-12	VP-6B	Total/NA	Air	TO-15	
200-42829-13	VP-7B	Total/NA	Air	TO-15	
MB 200-127917/4	Method Blank	Total/NA	Air	TO-15	
LCS 200-127917/3	Lab Control Sample	Total/NA	Air	TO-15	
200-42829-1 DU	AS-1B	Total/NA	Air	TO-15	

# Lab Chronicle

Client: Carlson McCain, Inc.  
Project/Site: Reviva Confirm

TestAmerica Job ID: 200-42829-1  
SDG: 200-42829-1

## Client Sample ID: AS-1B

Date Collected: 03/27/18 08:32

Date Received: 03/28/18 10:45

## Lab Sample ID: 200-42829-1

Matrix: Air

Prep Type	Batch Type	Batch Method	Run	Dilution Factor	Batch Number	Prepared or Analyzed	Analyst	Lab
Total/NA	Analysis	TO-15		10	127917	03/29/18 14:29	A1B	TAL BUR

## Client Sample ID: AS-2B

Date Collected: 03/27/18 08:15

Date Received: 03/28/18 10:45

## Lab Sample ID: 200-42829-2

Matrix: Air

Prep Type	Batch Type	Batch Method	Run	Dilution Factor	Batch Number	Prepared or Analyzed	Analyst	Lab
Total/NA	Analysis	TO-15		10	127917	03/29/18 16:09	A1B	TAL BUR

## Client Sample ID: AS-3B

Date Collected: 03/27/18 08:50

Date Received: 03/28/18 10:45

## Lab Sample ID: 200-42829-3

Matrix: Air

Prep Type	Batch Type	Batch Method	Run	Dilution Factor	Batch Number	Prepared or Analyzed	Analyst	Lab
Total/NA	Analysis	TO-15		10	127917	03/29/18 17:00	A1B	TAL BUR

## Client Sample ID: AS-4B

Date Collected: 03/27/18 09:05

Date Received: 03/28/18 10:45

## Lab Sample ID: 200-42829-4

Matrix: Air

Prep Type	Batch Type	Batch Method	Run	Dilution Factor	Batch Number	Prepared or Analyzed	Analyst	Lab
Total/NA	Analysis	TO-15		10	127917	03/29/18 17:50	A1B	TAL BUR

## Client Sample ID: AS-5B

Date Collected: 03/27/18 09:20

Date Received: 03/28/18 10:45

## Lab Sample ID: 200-42829-5

Matrix: Air

Prep Type	Batch Type	Batch Method	Run	Dilution Factor	Batch Number	Prepared or Analyzed	Analyst	Lab
Total/NA	Analysis	TO-15		10	127917	03/29/18 18:40	A1B	TAL BUR

## Client Sample ID: AS-6B

Date Collected: 03/27/18 09:09

Date Received: 03/28/18 10:45

## Lab Sample ID: 200-42829-6

Matrix: Air

Prep Type	Batch Type	Batch Method	Run	Dilution Factor	Batch Number	Prepared or Analyzed	Analyst	Lab
Total/NA	Analysis	TO-15		10	127917	03/29/18 19:30	A1B	TAL BUR

TestAmerica Burlington

# Lab Chronicle

Client: Carlson McCain, Inc.  
Project/Site: Reviva Confirm

TestAmerica Job ID: 200-42829-1  
SDG: 200-42829-1

**Client Sample ID: VP-1B**

**Date Collected: 03/27/18 11:13**

**Date Received: 03/28/18 10:45**

**Lab Sample ID: 200-42829-7**

**Matrix: Air**

Prep Type	Batch Type	Batch Method	Run	Dilution Factor	Batch Number	Prepared or Analyzed	Analyst	Lab
Total/NA	Analysis	TO-15		2	127917	03/29/18 20:20	A1B	TAL BUR

**Client Sample ID: VP-2B**

**Date Collected: 03/27/18 11:18**

**Date Received: 03/28/18 10:45**

**Lab Sample ID: 200-42829-8**

**Matrix: Air**

Prep Type	Batch Type	Batch Method	Run	Dilution Factor	Batch Number	Prepared or Analyzed	Analyst	Lab
Total/NA	Analysis	TO-15		5	127917	03/29/18 21:11	A1B	TAL BUR

**Client Sample ID: VP-3B**

**Date Collected: 03/27/18 10:49**

**Date Received: 03/28/18 10:45**

**Lab Sample ID: 200-42829-9**

**Matrix: Air**

Prep Type	Batch Type	Batch Method	Run	Dilution Factor	Batch Number	Prepared or Analyzed	Analyst	Lab
Total/NA	Analysis	TO-15		2	127917	03/29/18 22:01	A1B	TAL BUR

**Client Sample ID: VP-4B**

**Date Collected: 03/27/18 10:46**

**Date Received: 03/28/18 10:45**

**Lab Sample ID: 200-42829-10**

**Matrix: Air**

Prep Type	Batch Type	Batch Method	Run	Dilution Factor	Batch Number	Prepared or Analyzed	Analyst	Lab
Total/NA	Analysis	TO-15		2	127917	03/29/18 22:51	A1B	TAL BUR

**Client Sample ID: VP-5B**

**Date Collected: 03/27/18 10:54**

**Date Received: 03/28/18 10:45**

**Lab Sample ID: 200-42829-11**

**Matrix: Air**

Prep Type	Batch Type	Batch Method	Run	Dilution Factor	Batch Number	Prepared or Analyzed	Analyst	Lab
Total/NA	Analysis	TO-15		1	127917	03/29/18 23:41	A1B	TAL BUR

**Client Sample ID: VP-6B**

**Date Collected: 03/27/18 11:10**

**Date Received: 03/28/18 10:45**

**Lab Sample ID: 200-42829-12**

**Matrix: Air**

Prep Type	Batch Type	Batch Method	Run	Dilution Factor	Batch Number	Prepared or Analyzed	Analyst	Lab
Total/NA	Analysis	TO-15		5	127917	03/30/18 00:32	A1B	TAL BUR

TestAmerica Burlington

# Lab Chronicle

Client: Carlson McCain, Inc.  
Project/Site: Reviva Confirm

TestAmerica Job ID: 200-42829-1  
SDG: 200-42829-1

**Client Sample ID: VP-7B**

**Lab Sample ID: 200-42829-13**

**Date Collected: 03/27/18 10:59**

**Matrix: Air**

**Date Received: 03/28/18 10:45**

Prep Type	Batch Type	Batch Method	Run	Dilution Factor	Batch Number	Prepared or Analyzed	Analyst	Lab
Total/NA	Analysis	TO-15		4	127917	03/30/18 01:22	A1B	TAL BUR

**Laboratory References:**

TAL BUR = TestAmerica Burlington, 30 Community Drive, Suite 11, South Burlington, VT 05403, TEL (802)660-1990

- 1
- 2
- 3
- 4
- 5
- 6
- 7
- 8
- 9
- 10
- 11
- 12
- 13
- 14
- 15



# Accreditation/Certification Summary

Client: Carlson McCain, Inc.  
Project/Site: Reviva Confirm

TestAmerica Job ID: 200-42829-1  
SDG: 200-42829-1

## Laboratory: TestAmerica Burlington

Unless otherwise noted, all analytes for this laboratory were covered under each accreditation/certification below.

Authority	Program	EPA Region	Identification Number	Expiration Date
Minnesota	NELAP	5	050-999-436	12-31-18

The following analytes are included in this report, but are not accredited/certified under this accreditation/certification:

Analysis Method	Prep Method	Matrix	Analyte
TO-15		Air	Vinyl acetate

- 1
- 2
- 3
- 4
- 5
- 6
- 7
- 8
- 9
- 10
- 11
- 12
- 13
- 14
- 15

# Method Summary

Client: Carlson McCain, Inc.  
Project/Site: Reviva Confirm

TestAmerica Job ID: 200-42829-1  
SDG: 200-42829-1

Method	Method Description	Protocol	Laboratory
TO-15	Volatile Organic Compounds in Ambient Air	EPA	TAL BUR

**Protocol References:**

EPA = US Environmental Protection Agency

**Laboratory References:**

TAL BUR = TestAmerica Burlington, 30 Community Drive, Suite 11, South Burlington, VT 05403, TEL (802)660-1990



# Sample Summary

Client: Carlson McCain, Inc.  
Project/Site: Reviva Confirm

TestAmerica Job ID: 200-42829-1  
SDG: 200-42829-1

Lab Sample ID	Client Sample ID	Matrix	Collected	Received
200-42829-1	AS-1B	Air	03/27/18 08:32	03/28/18 10:45
200-42829-2	AS-2B	Air	03/27/18 08:15	03/28/18 10:45
200-42829-3	AS-3B	Air	03/27/18 08:50	03/28/18 10:45
200-42829-4	AS-4B	Air	03/27/18 09:05	03/28/18 10:45
200-42829-5	AS-5B	Air	03/27/18 09:20	03/28/18 10:45
200-42829-6	AS-6B	Air	03/27/18 09:09	03/28/18 10:45
200-42829-7	VP-1B	Air	03/27/18 11:13	03/28/18 10:45
200-42829-8	VP-2B	Air	03/27/18 11:18	03/28/18 10:45
200-42829-9	VP-3B	Air	03/27/18 10:49	03/28/18 10:45
200-42829-10	VP-4B	Air	03/27/18 10:46	03/28/18 10:45
200-42829-11	VP-5B	Air	03/27/18 10:54	03/28/18 10:45
200-42829-12	VP-6B	Air	03/27/18 11:10	03/28/18 10:45
200-42829-13	VP-7B	Air	03/27/18 10:59	03/28/18 10:45

**TestAmerica Burlington**  
 30 Community Drive  
 Suite 11

South Burlington, VT 05403-6809  
 phone 802.660.1990 fax 802.660.1919

**Canister Samples Chain of Custody Record**

TestAmerica Laboratories, Inc. assumes no liability with respect to the collection and shipment of these samples.

**TestAmerica**  
 THE LEADER IN ENVIRONMENTAL TESTING

TestAmerica Laboratories, Inc.

<b>Client Contact Information</b> Company Name: <u>Carlson McLean</u> Address: <u>3890 Pharsant Road St</u> City/State/Zip: <u>Blaine ND 58444</u> Phone: _____ FAX: _____ Project Name: <u>Reviva confirm</u> Site/Location: _____ P O # _____		<b>Client Project Manager:</b> <u>Wade Carlson</u> Phone: _____ Email: <u>wcarlson@carbonmex.com</u> <u>dmargaret@carbonmex.com</u> Site Contact: _____ Tel/Fax: _____		<b>Samples Collected By:</b> <u>Danny Margaret</u> COC No.: <u>1</u> of <u>2</u> COCs																	
<b>Analysis Turnaround Time</b> Standard (Specify): _____ Rush (Specify): _____		<b>For Lab Use Only:</b> Walk-in Client: _____ Lab Sampling: _____ Job / SDG No.: _____ (See below for Add'l Items)																			
<b>Sample Identification</b>		<b>Sample Type</b> Other (Please specify in notes section)		<b>Sample Specific Notes:</b>																	
Sample Date(s)	Time Start	Time Stop	Canister Vacuum in Field, 'Hg (Start)	Canister Vacuum in Field, 'Hg (Stop)	Flow Controller ID	Canister ID	TO-14/15 (Standard / Low Level)	TO-15 SIM	EPA 3C	EPA 25C	ASTM D-1946	EPA 15/16	Other (Please specify in notes section)	Indoor Air/Ambient Air	Sub-Slab	Soil Gas	Soil Vapor Extraction (SVE)	Landfill Gas	Other (Please specify in notes section)		
AS-1 B	823	832	-30	-2	5595	5422	X	X													
AS-2 B	808	815	-30	-2	5954	4452	X	X													
AS-3 B	839	850	-31	-2	6026	6406	X	X													
AS-4 B	856	905	-30	-2	6070	6479	X	X													
AS-5 B	903	920	-29	-1	5884	3688	X	X													
AS-6 B	859	904	-29	-1	6107	6494	X	X													
VP-1 B	1113	31	-9	-9	4516	5962	X	X													
VP-2 B	1118	-24	-3	-3	3664	4068	X	X													
VP-3 B	1049	-30	-8	-8	5330	6171	X	X													
VP-4 B	1046	-30	-9	-9	4212	5053	X	X													
Start		Interior		Ambient		Temperature (Fahrenheit)															
Stop		Interior		Ambient		Pressure (inches of Hg)															
Start		Interior		Ambient																	
Stop		Interior		Ambient																	
<b>Special Instructions/QC Requirements &amp; Comments:</b> <u>cc Danny Margaret also please</u>																					
<b>Samples Shipped by:</b> _____																					
<b>Samples Relinquished by:</b> <u>Sammy Naza</u>																					
<b>Relinquished by:</b> <u>Carlson</u>																					
<b>Lab Use Only:</b> _____																					
<b>Date / Time:</b> _____																					
<b>Samples Received by:</b> _____																					
<b>Date / Time:</b> <u>3/27/18 1410</u>																					
<b>Received by:</b> <u>Dan Duster-3/27/18 1410</u>																					
<b>Date / Time:</b> <u>3/27/18 1720</u>																					
<b>Received by:</b> <u>Carlson</u>																					
<b>Condition:</b> _____																					





SHIP DATE: 26MAR18  
ACTWGT: 10.00 LB MAN  
CAD: 000890364/CAFE3108

ORIGIN ID: BTVA (952) 922-2777

BARB RUITTEN  
TEST AMERICA LABORATORIES, INC.  
7600 WEST 27TH ST  
UNIT 209  
ST. LOUIS PARK, MN 55426  
UNITED STATES US


TO **SAMPLE MANAGEMENT**  
**TEST AMERICA BURLINGTON**  
**30 COMMUNITY DRIVE**  
**SUITE 11**  
**SOUTH BURLINGTON VT 05403**

(802) 923-1068

REF: S200 - 20562

RMA: IIIIIII

FedEx  
Express



RETURNS MON - SAT  
PRIORITY OVERNIGHT

TRK# 4346 8596 9399

0221

05403

VT - US



ORIGIN ID: BTVA (952) 922-2777  
BARB RUITTEN  
TEST AMERICA LABORATORIES, INC.  
7600 WEST 27TH ST  
UNIT 209  
ST. LOUIS PARK, MN 55426  
UNITED STATES US


TO **SAMPLE MANAGEMENT**  
**TEST AMERICA BURLINGTON**  
**30 COMMUNITY DRIVE**  
**SUITE 11**  
**SOUTH BURLINGTON VT 05403**

(802) 923-1068

REF: S200 - 20562

RMA: IIIIIII

FedEx  
Express




RETURNS MON - SAT 9  
PRIORITY OVERNIGHT

TRK# 4346 8596 9399

0221

05403

VT - US





- 1
- 2
- 3
- 4
- 5
- 6
- 7
- 8
- 9
- 10
- 11
- 12
- 13
- 14
- 15

SHIP DATE: 26MAR18  
 ACTWGT: 10.00 LB MAN  
 CAD: 000890364/CAFE3108

ORIGIN ID: BTVA  
 (952) 922-2777  
 BARB RUMEN LABORATORIES, INC.  
 300 WEST 27TH ST  
 SUITE 209  
 ST LOUIS, MO 63103  
 UNITED STATES US

TO: **SAMPLE MANAGEMENT**  
**TEST AMERICA BURLINGTON**  
**30 COMMUNITY DRIVE**  
**SUITE 11**  
**SOUTH BURLINGTON VT 05403**

(602) 923-1058  
 REF: S200 - 20562



RETURNS MON - SAT  
 PRIORITY OVERNIGHT

TRK# 4346 8596 9403

05403

28 MAR 10:30A  
 PRIORITY OVERNIGHT  
 054

## Login Sample Receipt Checklist

Client: Carlson McCain, Inc.

Job Number: 200-42829-1  
SDG Number: 200-42829-1

**Login Number: 42829**  
**List Number: 1**  
**Creator: Lavigne, Scott M**

**List Source: TestAmerica Burlington**

Question	Answer	Comment
Radioactivity wasn't checked or is <math>\leq</math> background as measured by a survey meter.	True	Lab does not accept radioactive samples.
The cooler's custody seal, if present, is intact.	True	024516,517,518
Sample custody seals, if present, are intact.	True	
The cooler or samples do not appear to have been compromised or tampered with.	True	
Samples were received on ice.	N/A	Thermal preservation not required.
Cooler Temperature is acceptable.	True	
Cooler Temperature is recorded.	N/A	Thermal preservation not required.
COC is present.	True	
COC is filled out in ink and legible.	True	
COC is filled out with all pertinent information.	True	
Is the Field Sampler's name present on COC?	True	
There are no discrepancies between the containers received and the COC.	True	
Samples are received within Holding Time (excluding tests with immediate HTs)	True	
Sample containers have legible labels.	True	
Containers are not broken or leaking.	True	
Sample collection date/times are provided.	True	
Appropriate sample containers are used.	True	
Sample bottles are completely filled.	N/A	
Sample Preservation Verified.	True	
There is sufficient vol. for all requested analyses, incl. any requested MS/MSDs	True	
Containers requiring zero headspace have no headspace or bubble is <math><6\text{mm}</math> (1/4").	True	
Multiphasic samples are not present.	True	
Samples do not require splitting or compositing.	True	
Residual Chlorine Checked.	N/A	



# Pre-Shipment Clean Canister Certification Report

System ID		Max DF#		# Cycles		Cleaning Date		Technician		Canister Size		Certification Type:	
Top Rack		203		20		2/28/2018		EJE		1L / 6L		Individual / Batch	
Port	Can ID	Initial <sup>1</sup>	Final	Diff. <sup>3</sup>	Final ("Hg)	Initial Reading		Tech		Date		Final Reading	
		(psia)	(psia)			Gauge:	Temp:	Gauge:	Temp:	Date:	Time:		
1	2745	.04	.05	.01	-.25	G25	23	EE	23	G25	3/13/18	AP	22
2	4304		.04			G25				G25			
3	4576		.04			G25				G25			
4	5618		.06	.02		G25				G25			
5	5716		.04			G25				G25			
6	6148		.04			G25				G25			
7	4464		.07	.03		G25				G25			
8	6171	.04	.04	0	.15.0	G25	22		12	G25	3.15.18/3.00	EE	22
9	3477	.04	.06	.02	-.7.5	G25	23		23	G25	3.14.18/4.15	EE	22
10	5042		.04			G25				G25			
11	5073		.04			G25				G25			
12	3010		.11			G25				G25			

<sup>1</sup> Batch Certification: The reading is taken on the "batch" canister and this value is used as the initial pressure for all canisters in the batch.

<sup>3</sup> Difference = Final Pressure - Initial Pressure. Acceptance Criteria: (1) The difference must be less than or equal to + 0.25psi. (2) Pressure readings must be at least 24 hours apart.

If time frame was not met, the PM must authorize shipment of canister **PM Authorization** Date:

Clean Canister Certification Analysis & Authorization of Release to Inventory			
Can ID	Date	Sequence	Inventory Level
6171		29535	2 XXXX

Secondary Review			
Can ID	Review Date	Limited	Reviewer
6171	3/13/18		EPJ

Inventory Level 1: Individual Canister Certification (TO15LL 0.01).

Inventory Level 2: Individual or Batch Certification (TO15 0.04 ppbv).

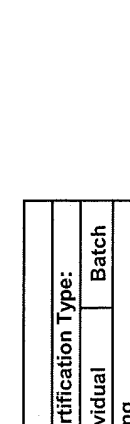
Inventory Level 3: Individual or Batch Certification (TO15 0.2 ppbv).

Inventory Level 4: Individual or Batch Certification (TO15LLNJ 0.08 ppbv).

Inventory Level Limited: Canisters may only be used for certain projects.

Form ID: FAI023:11  
Revision Date: 11-15-2017

Page 45 of 363



200-42416-A-8  
6171  
Location: Air-Storage  
Bottle: Summa Canister 6L  
Sampled: 2/29/2013 12:00 AM 200-1127112

Loc: 200  
**42416**  
**#8**  
**A**

Comments:

---



---



---

TestAmerica Burlington

3/30/2018

15

# Pre-Shipment Clean Canister Certification Report

## Canister Cleaning & Pre-Shipment Leak Test

System ID		Max DDF#	# Cycles	Cleaning Date	Technician		Canister Size		Certification Type:	
Oven 1/2		25	100	3/5/2018	EJE		1L	6L	Individual	Batch
Port	Can ID	Initial <sup>1</sup> (psia)	Final (psia)	Diff. <sup>3</sup>	Initial Reading Gauge: Date: Time: Tech:	Temp:	Final Reading Gauge: Date: Time: Tech:	Temp:		
1	3616	.07	.11	.04	G25 3/6/18 9:12 EE	22	G25 3/12/18 14:31 EE	22	EE	22
2	4650	.07	.07	.00	G25		G25			
3	4864	.07	.07	.00	G25		G25			
4	4967	.07	.07	.00	G25		G25			
5	4482	.07	.07	.00	G25		G25			
6	6354	.07	.07	.00	G25		G25			
7	5921	.07	.07	.00	G25		G25			
8	6390	.07	.07	.00	G25		G25			
9	6417	.07	.07	.00	G25		G25			
10	6388	.07	.07	.00	G25		G25			
11	6406	.07	.07	.00	G25 3/13/18 9:09 EE	22	G25 3/14/18 9:52 EE	22	EE	22
12	6386	.07	.07	.00	G25 3/6/18 9:12 EE	22	G25 3/12/18 14:31 EE	22	EE	22

<sup>1</sup> Batch Certification: The reading is taken on the "batch" canister and this value is used as the initial pressure for all canisters in the batch.

<sup>3</sup> Difference = Final Pressure - Initial Pressure. Acceptance Criteria: (1) The difference must be less than or equal to + 0.25psi. (2) Pressure readings must be at least 24 hours apart.

If time frame was not met, the PM must authorize shipment of canister. PM Authorization Date:

Clean Canister Certification Analysis & Authorization of Release to Inventory			
Can ID	Date	Sequence	Inventory Level
6406	3/7/18	29458	1
			2
			3
			4
			Limited
			Review Date
			Reviewer
			3/7/18
			UFP

Inventory Level 1: Individual Canister Certification (TO15LL 0.01).  
 Inventory Level 2: Individual or Batch Certification (TO15 0.04 ppbv).  
 Inventory Level 3: Individual or Batch Certification (TO15 0.2 ppbv).  
 Inventory Level 4: Individual or Batch Certification (TO15LLNJ 0.08 ppbv).  
 Inventory Level Limited: Canisters may only be used for certain projects.



200-42475-A-11  
 6406  
 Location: Air-Storage  
 Bottle: Summa Canister 1L  
 Sampled: 3/5/2018 12:00 AM 200-1128605

Loc: 200  
**42475**  
**#11**  
**A**



# Pre-Shipment Clean Canister Certification Report

## Canister Cleaning & Pre-Shipment Leak Test

System ID		Max DF#		# Cycles		Cleaning Date		Technician		Canister Size		Certification Type:			
Oven 1/2		1		100		3/6/2018		EJE		1L 6L		Individual Batch			
Port	Can ID	Initial <sup>1</sup> (psia)	Final (psia)	Diff. <sup>3</sup>	Final ("Hg)	Initial Reading		Temp		Final Reading		Tech:	Temp:		
						Gauge:	Date:	Time:	Tech:	Temp:	Date:			Time:	
1	3589	.07	.07	0	-29.2	G25	3.7.18	10.00	EE	22	G25	3.14.18	9.07	EE	22
2	5972	.07	.07	0		G25					G25				
3	4664	.07	.07	0		G25					G25				
4	4865	.07	.07	0		G25					G25				
5	6391	.07	.07	0		G25					G25				
6	5831	.07	.07	0		G25					G25				
7	6297	.14	.14	.07		G25					G25				
8	5837	.14	.14	.07		G25					G25				
9	6320	.17	.17	0		G25					G25				
10	5922	.14	.14	.07		G25					G25				
11	3808	.09	.09	.02		G25					G25				
12	6363	.07	.07	0	-29.2	G25	3.14.18	10.33	EE	22	G25	3.15.18	13.00	EE	22

<sup>1</sup> Batch Certification: The reading is taken on the "batch" canister and this value is used as the initial pressure for all canisters in the batch.

<sup>3</sup> Difference = Final Pressure - Initial Pressure . Acceptance Criteria: (1) The difference must be less than or equal to + 0.25psi. (2) Pressure readings must be at least 24 hours apart.

If time frame was not met, the PM must authorize shipment of canister

PM Authorization Date: \_\_\_\_\_

Clean Canister Certification Analysis & Authorization of Release to Inventory							
Test Method:	≤ TO15 Routine	≤ TO15 LL	≤ NJDEP-LL TO15	Inventory Level	Limited	Secondary Review	Reviewer
Can ID	Date	Sequence	Analyst	1	2	3	4
6363	03/09/18	29484	AB			XXXX	
							03/09/18

Inventory Level 1: Individual Canister Certification (TO15LL 0.01).

Inventory Level 2: Individual or Batch Certification (TO15 0.04 ppbv).

Inventory Level 3: Individual or Batch Certification (TO15 0.2 ppbv).

Inventory Level 4: Individual or Batch Certification (TO15LLNJ 0.08 ppbv).

Inventory Level Limited: Canisters may only be used for certain projects.

Comments: \_\_\_\_\_

Form ID: FAI023:11  
Revision Date: 11-15-2017

TestAmerica Burlington

200-42487-A-12  
6363  
Location: Air-Storage  
Bottle: Summa Canister 1L  
Sampled: 3/6/2018 12:00 AM 200-1129040

Loc: 200  
**42487**  
**#12**  
**A**



Pre-Shipment Clean Canister Certification Report

Canister Cleaning & Pre-Shipment Leak Test

200-42491-A-6  
 5053  
 Location: Air-Storage  
 Bottle: Summa Canister 6L  
 Sampled: 3/6/2018 12:00 AM 200-1129082

Loc: 200  
**42491**  
**#6**  
**A**

System ID		Max DF#	# Cycles	Cleaning Date	Technician		Canister Size		Certification Type:	
Bottom Rack		65	20	3/6/2018	EJE		1L	6L	Individual	Batch
Port	Can ID	Initial <sup>1</sup> (psia)	Final (psia)	Diff. <sup>3</sup>	Final ("Hg)	Initial Reading Gauge: Date: Tech: Time: Temp:	Final Reading Gauge: Date: Tech: Time: Temp:			
1	2743	.07	.10	.06	29.4	G25 3-7-18 9:07 EE 22	G25 3-7-18 12:46 EE 22			
2	3541		.04			G25	G25			
3	2893		.05	.01		G25	G25			
4	5063		.04			G25	G25			
5	5400		.04			G25	G25			
6	5053	.04	.16	.12	29.6	G25 3-7-18 12:51 EE 22	G25 3-13-18 10:19 EE 22			
7	3521	.04	.04		29.4	G25 3-7-18 9:07 EE 22	G25 3-9-18 10:46 EE 22			
8	4928		.04			G25	G25			
9	4317		.04			G25	G25			
10	5161		.08	.04		G25	G25			
11	4797		.04			G25	G25			
12	2694		.08	.04		G25	G25			

<sup>1</sup> Batch Certification: The reading is taken on the "batch" canister and this value is used as the initial pressure for all canisters in the batch.  
<sup>3</sup> Difference = Final Pressure - Initial Pressure . Acceptance Criteria: (1) The difference must be less than or equal to + 0.25psi. (2) Pressure readings must be at least 24 hours apart.  
 If time frame was not met, the PM must authorize shipment of canister PM Authorization Date:

Clean Canister Certification Analysis & Authorization of Release to Inventory				
Test Method:	≤ TO15 Routine ≤ TO15 LL ≤ NJDEP-LL TO15	Analyst	Inventory Level	Secondary Review
Can ID	Date	Sequence	1 2 3 4 Limited	Review Date Reviewer
5053	03/09/18	29484	AB XXXX	03/09/18 PAD

Inventory Level 1: Individual Canister Certification (TO15LL 0.01).  
 Inventory Level 2: Individual or Batch Certification (TO15 0.04 ppbv).  
 Inventory Level 3: Individual or Batch Certification (TO15 0.2 ppbv).  
 Inventory Level 4: Individual or Batch Certification (TO15LLNJ 0.08 ppbv).  
 Inventory Level Limited: Canisters may only be used for certain projects.

Comments:





# Pre-shipment Clean Canister Certification Report

## Canister Cleaning & Pre-Shipment Leak Test



200-42508-A-1  
6310  
Location: Air-Storage

Sampled: 3/7/2018 12:00 AM 200-1129397

Loc: 200

42508

#1

A

System ID		Max DF#	# Cycles	Cleaning Date	Technician		Canister Size		Certification Type:	
Oven 3/4		1	23	3/7/2018	EJE		1L	6L	Individual	Batch
Port	Can ID	Initial <sup>1</sup> (psia)	Final (psia)	Diff. <sup>3</sup>	Initial Reading		Final Reading		Tech:	Temp:
					Gauge:	Date:	Gauge:	Date:		
1	6310	.04	.04	0	G25	3/7/18	G25	3/7/18	EJE	22
2	5962	.04	.04	0	G25	3/7/18	G25	3/7/18	EJE	22
3	6308	.04	.04	0	G25	3/7/18	G25	3/7/18	EJE	22
4	5460	.04	.04	0	G25	3/7/18	G25	3/7/18	EJE	22
5	3037	.04	.04	0	G25	3/7/18	G25	3/7/18	EJE	22
6	5100	.04	.04	0	G25	3/7/18	G25	3/7/18	EJE	22
7	4068	.04	.04	0	G25	3/7/18	G25	3/7/18	EJE	22
8	3621	.04	.04	0	G25	3/7/18	G25	3/7/18	EJE	22
9	3273	.04	.04	0	G25	3/7/18	G25	3/7/18	EJE	22
10	5398	.04	.04	0	G25	3/7/18	G25	3/7/18	EJE	22
11	3087	.04	.04	0	G25	3/7/18	G25	3/7/18	EJE	22
12	4066	.04	.04	0	G25	3/7/18	G25	3/7/18	EJE	22

<sup>1</sup> Batch Certification: The reading is taken on the "batch" canister and this value is used as the initial pressure for all canisters in the batch.

<sup>3</sup> Difference = Final Pressure - Initial Pressure . Acceptance Criteria: (1) The difference must be less than or equal to + 0.25psi. (2) Pressure readings must be at least 24 hours apart.

If time frame was not met, the PM must authorize shipment of canister

PM Authorization

Date:

Clean Canister Certification Analysis & Authorization of Release to Inventory											
Can ID	Date	Sequence	Inventory Level			Secondary Review					
			Analyst	1	2		3	4	Limited	Review Date	Reviewer
63104066	03/09/18	29503	AB		XXXX					03/09/18	RAO
4066											

Comments:

Inventory Level 1: Individual Canister Certification (TO15LL 0.01).

Inventory Level 2: Individual or Batch Certification (TO15 0.04 ppbv).

Inventory Level 3: Individual or Batch Certification (TO15 0.2 ppbv).

Inventory Level 4: Individual or Batch Certification (TO15LLNJ 0.08 ppbv).

Inventory Level Limited: Canisters may only be used for certain projects.

*IND certs 0.04 ppb*



**Pre-Shipment Clean Canister Certification Report**

**Canister Cleaning & Pre-Shipment Leak Test**

Port	Can ID	Initial <sup>1</sup> (psia)	Final (psia)	Diff. <sup>3</sup>	# Cycles	Max DF#	Cleaning Date		Technician	Canister Size		Certification Type:	
							3/7/2018	EJE		1L	6L	Individual	Batch
1	6329	.07	.07	0	100	295	Gauge:	3/21/18	EJE	G25	Final Reading	Time:	Temp:
2	3809	.07	.07	0			Gauge:	3/21/18	EJE	G25	16:33	OK	22
3	5912	.07	.07	0			Gauge:			G25			
4	5918	.17	.17	0			Gauge:			G25			
5	5931	.07	.07	0			Gauge:			G25			
6	6349	.07	.07	0			Gauge:			G25			
7	4645	.07	.07	0			Gauge:			G25			
8	6347	.07	.07	0			Gauge:			G25			
9	6333	.07	.07	0			Gauge:			G25			
10	3688	.07	.07	0			Gauge:			G25			
11	4855	.07	.07	0			Gauge:			G25			
12	4952	.07	.07	0			Gauge:	3/13/18	EJE	G25	9:22	OK	22

<sup>1</sup> Batch Certification: The reading is taken on the "batch" canister and this value is used as the initial pressure for all canisters in the batch.  
<sup>3</sup> Difference = Final Pressure - Initial Pressure . Acceptance Criteria: (1) The difference must be less than or equal to + 0.25psi. (2) Pressure readings must be at least 24 hours apart.

If time frame was not met, the PM must authorize shipment of canister

PM Authorization Date:

Clean Canister Certification Analysis & Authorization of Release to Inventory								
Can ID	Date	Sequence	Inventory Level				Secondary Review Review Date	Reviewer
			Analyst	1	2	3		
4952	03/09/18	29503	AB			XXXX	03/09/18	PAD

Inventory Level 1: Individual Canister Certification (TO15LL 0.01).  
 Inventory Level 2: Individual or Batch Certification (TO15 0.04 ppbv).  
 Inventory Level 3: Individual or Batch Certification (TO15 0.2 ppbv).  
 Inventory Level 4: Individual or Batch Certification (TO15LLNJ 0.08 ppbv).  
 Inventory Level Limited: Canisters may only be used for certain projects.

200-42512-A-12  
 4952  
 Location: Air-Storage  
 Bottle: Summa Canister 1L  
 Sampled: 3/7/2018 12:00 AM 200-1129489

Loc: 200  
**42512**  
**#12**  
**A**



Pre-shipment Clean Canister Certification Report

Canister Cleaning & Pre-shipment Leak Test

System ID		Max DF#		# Cycles		Cleaning Date			Technician			Canister Size		Certification Type:	
Bottom Rack		1		20		3/9/2018			EJE			1L 6L		Individual Batch	
Port	Can ID	Initial <sup>1</sup> (psia)	Final (psia)	Diff. <sup>3</sup>	Final ("Hg)	Gauge:	Date:	Time:	Tech:	Temp:	Gauge:	Date:	Time:	Tech:	Temp:
1	5456	.04	.04	0	-29.2	G25	3/14/18	10:33	CE	22	G25	3/15/18	13:00	CE	22
2	3085	0.03	.03	0	-29.6	G25	3/14/18	15:00	MS	23	G25	3/13/18	15:35	←	22
3	6394	.03	.03	0	-29.6	G25					G25				
4	4163	.03	.03	0	-29.6	G25					G25				
5	3209	.19	.19	.16	-29.6	G25					G25				
6	5672	.03	.03	0	-29.6	G25					G25				
7	5693	.03	.03	0	-29.6	G25					G25				
8	5662	.21	.21	.18	-29.6	G25					G25				
9	3620	.09	.09	.06	-29.6	G25					G25				
10	3540	.16	.16	.13	-29.6	G25					G25				
11	4234	.10	.10	.07	-29.6	G25					G25				
12	2860	.04	.04	.01	-29.2	G25					G25				

<sup>1</sup> Batch Certification: The reading is taken on the "batch" canister and this value is used as the initial pressure for all canisters in the batch.

<sup>3</sup> Difference = Final Pressure - Initial Pressure . Acceptance Criteria: (1) The difference must be less than or equal to + 0.25psi. (2) Pressure readings must be at least 24 hours apart.

If time frame was not met, the PM must authorize shipment of canister. PM Authorization: \_\_\_\_\_ Date: \_\_\_\_\_

Clean Canister Certification Analysis & Authorization of Release to Inventory			
Test Method: ≤ TO15 Routine ≤ TO15 LL ≤ NJDEP-LL TO15	Analyst	Inventory Level	Secondary Review
Can ID	Sequence	1 2 3 4 Limited	Review Date Reviewer
5456	2930	BK XXX	3/17/18 BR

Inventory Level 1: Individual Canister Certification (TO15LL 0.01).

Inventory Level 2: Individual or Batch Certification (TO15 0.04 ppbv).


Inventory Level 3: Individual or Batch Certification (TO15 0.2 ppbv).

Inventory Level 4: Individual or Batch Certification (TO15LLNJ 0.08 ppbv).

Inventory Level Limited: Canisters may only be used for certain projects.

Comments: \_\_\_\_\_

Loc: 200  
**42552**  
**#1**  
**A**



# Pre-Shipment Clean Canister Certification Report

## Canister Cleaning & Pre-Shipment Leak Test

Port	Can ID	Initial <sup>1</sup> (psia)	Final (psia)	Diff. <sup>3</sup>	# Cycles	Cleaning Date		Technician	Canister Size		Certification Type:		
						3/10/2018	EJE		1L	6L	Individual	Batch	
					32								
1	4289	.04	.11	.07	29.2	G25	3/12/2018	EE	22	G25	3/15/18	EE	22
2	4296	↓	.08	.04	↓	G25	↓	↓	↓	G25	↓	↓	↓
3	3759	↓	.08	.04	↓	G25	↓	↓	↓	G25	↓	↓	↓
4	3205	.04	.27	.23	29.2	G25	3/14/18	EE	22	G25	3/15/18	EE	22
5	4776	.04	.08	.04	29.2	G25	3/12/2018	EE	22	G25	3/15/18	EE	22
6	3220	↓	.10	.06	↓	G25	↓	↓	↓	G25	↓	↓	↓
7	3668	↓	.09	.05	↓	G25	↓	↓	↓	G25	↓	↓	↓
8	3281	↓	.16	.12	↓	G25	↓	↓	↓	G25	↓	↓	↓
9	3162	↓	.08	.04	↓	G25	↓	↓	↓	G25	↓	↓	↓
10	4335	↓	.24	↓	↓	G25	↓	↓	↓	G25	↓	↓	↓
11	2967	↓	.12	.08	↓	G25	↓	↓	↓	G25	↓	↓	↓
12	3503	↓	.10	.06	↓	G25	↓	↓	↓	G25	↓	↓	↓

<sup>1</sup> Batch Certification: The reading is taken on the "batch" canister and this value is used as the initial pressure for all canisters in the batch.

<sup>3</sup> Difference = Final Pressure - Initial Pressure . Acceptance Criteria: (1) The difference must be less than or equal to + 0.25psi. (2) Pressure readings must be at least 24 hours apart.

If time frame was not met, the PM must authorize shipment of canister PM Authorization Date:

Clean Canister Certification Analysis & Authorization of Release to Inventory

Can ID	Date	Sequence	Analyst	Inventory Level				Secondary Review		
				1	2	3	4			
3205	3/12/18	29535	BK		XXXX		4	Limited	3/13/18	EP

Inventory Level 1: Individual Canister Certification (TO15LL 0.01).  
 Inventory Level 2: Individual or Batch Certification (TO15 0.04 ppbv).  
 Inventory Level 3: Individual or Batch Certification (TO15 0.2 ppbv).  
 Inventory Level 4: Individual or Batch Certification (TO15LLNJ 0.08 ppbv).  
 Inventory Level Limited: Canisters may only be used for certain projects.

Form ID: FAI023:11  
 Revision Date: 11-15-2017

TestAmerica Burlington

200-42569-A-4  
 3205  
 Location: Air-Storage  
 Bottle: Summa Canister 6L  
 Sampled: 3/10/2018 12:00 AM 200-1130814

Loc: 200  
**42569**  
**#4**  
**A**





# Pre-shipment Clean Canister Certification Report

## Canister Cleaning & Pre-shipment Leak Test

System ID		Cleaning Date		Technician		Canister Size		Certification Type:	
Oven 1		3/12/2018		EJE		1L 6L		Individual Batch	
Port	Can ID	Initial <sup>1</sup> (psia)	Final (psia)	Diff. <sup>3</sup>	# Cycles	Max DF#	Final ("Hg)	Initial Reading	Temp:
					100	1		Gauge:	Tech:
								Date:	Time:
1	6492	07	07	0	29.2			G25	22
2	6494	07	07	0				G25	3.15.18
3	6459	07	07	0				G25	1044
4	6454	07	07	0				G25	06
5	6450	07	07	0				G25	
6	6490	07	07	0				G25	
7	6484	07	07	0				G25	
8	6464	07	07	0				G25	
9	XXXX	XXXX	XXXX	XXXX	XXXX	XXXX	XXXX	XXXX	XXXX
10	XXXX	XXXX	XXXX	XXXX	XXXX	XXXX	XXXX	XXXX	XXXX
11	XXXX	XXXX	XXXX	XXXX	XXXX	XXXX	XXXX	XXXX	XXXX
12	XXXX	XXXX	XXXX	XXXX	XXXX	XXXX	XXXX	XXXX	XXXX

<sup>1</sup> Batch Certification: The reading is taken on the "batch" canister and this value is used as the initial pressure for all canisters in the batch.  
<sup>3</sup> Difference = Final Pressure - Initial Pressure . Acceptance Criteria: (1) The difference must be less than or equal to + 0.25psi. (2) Pressure readings must be at least 24 hours apart.

If time frame was not met, the PM must authorize shipment of canister

PM Authorization

Date:

### Clean Canister Certification Analysis & Authorization of Release to Inventory

Can ID	Date	Sequence	Analyst	Inventory Level				Secondary Review	Reviewer
				1	2	3	4		
1	03/14/18	2951	AB	XXXX				03/14/18	PAD
2									
3									
4									
5									
6									
7									
8									

Inventory Level 1: Individual Canister Certification (TO15LL 0.01).


Inventory Level 2: Individual or Batch Certification (TO15 0.04 ppbv).

Inventory Level 3: Individual or Batch Certification (TO15 0.2 ppbv).

Inventory Level 4: Individual or Batch Certification (TO15LLNJ 0.08 ppbv).

Inventory Level Limited: Canisters may only be used for certain projects.

Comments: NEW CANS  
INDIVIDUAL CERTIFICATION



200-42576-A-1  
6492  
Location: Air-Storage  
Bottle: Summa Canister 1L  
Sampled: 3/12/2018 12:00 AM 200-1131013

Loc: 200  
**42576**  
**#1**  
**A**



# Pre-shipment Clean Canister Certification Report

System ID		Cleaning Date		Technician		Canister Size		Certification Type:	
Oven 2		3/12/2018		EJE		1L 6L		Individual Batch	
Port	Can ID	Initial <sup>1</sup> (psia)	Final (psia)	Diff. <sup>3</sup>	# Cycles	Max DF#	Final ("Hg)	Initial Reading	Final Reading
								Gauge: Date: Tech: Temp:	Gauge: Date: Tech: Temp:
1	6486	107	107	0	100	1	292	G25 3/14/18 12:40 G6 22	G25 3/18/18 17:00 G6 22
2	6488	107	107	0	100	1	292	G25 3/14/18 12:40 G6 22	G25 3/18/18 17:00 G6 22
3	6460	107	107	0	100	1	292	G25 3/14/18 12:40 G6 22	G25 3/18/18 17:00 G6 22
4	6479	107	107	0	100	1	292	G25 3/14/18 12:40 G6 22	G25 3/18/18 17:00 G6 22
5	6451	107	107	0	100	1	292	G25 3/14/18 12:40 G6 22	G25 3/18/18 17:00 G6 22
6	6455	107	107	0	100	1	292	G25 3/14/18 12:40 G6 22	G25 3/18/18 17:00 G6 22
7	6485	107	107	0	100	1	292	G25 3/14/18 12:40 G6 22	G25 3/18/18 17:00 G6 22
8	6491	107	107	0	100	1	292	G25 3/14/18 12:40 G6 22	G25 3/18/18 17:00 G6 22
9	XXXX	XXXX	XXXX	XXXX	XXXX	XXXX	XXXX	XXXX XXXX	XXXX XXXX
10	XXXX	XXXX	XXXX	XXXX	XXXX	XXXX	XXXX	XXXX XXXX	XXXX XXXX
11	XXXX	XXXX	XXXX	XXXX	XXXX	XXXX	XXXX	XXXX XXXX	XXXX XXXX
12	XXXX	XXXX	XXXX	XXXX	XXXX	XXXX	XXXX	XXXX XXXX	XXXX XXXX

<sup>1</sup> Batch Certification: The reading is taken on the "batch" canister and this value is used as the initial pressure for all canisters in the batch.

<sup>3</sup> Difference = Final Pressure - Initial Pressure . Acceptance Criteria: (1) The difference must be less than or equal to + 0.25psi. (2) Pressure readings must be at least 24 hours apart.

If time frame was not met, the PM must authorize shipment of canister PM Authorization Date: \_\_\_\_\_

Clean Canister Certification Analysis & Authorization of Release to Inventory Inventory Level \_\_\_\_\_ Date: \_\_\_\_\_

Test Method:  $\leq$  TO15 Routine  $\leq$  TO15 LL  $\leq$  NJDEP-LL TO15 Inventory Level \_\_\_\_\_

Can ID	Date	Analyst	Sequence	1	2	3	4	Limited	Secondary Review
									Review Date Reviewer
1	6486	03/14/18	29551	AB		XXXX			03/14/18 PAA
2	6488								
3	6460								
4	6479								
5	6451								
6	6455								
7	6485								
8	6491								

Inventory Level 1: Individual Canister Certification (TO15LL 0.01).

Inventory Level 2: Individual or Batch Certification (TO15 0.04 ppbv).


Inventory Level 3: Individual or Batch Certification (TO15 0.2 ppbv).

Inventory Level 4: Individual or Batch Certification (TO15LLNJ 0.08 ppbv).

Inventory Level Limited: Canisters may only be used for certain projects.

Comments: NEW CANS INDIVIDUAL CERTIFICATION

\_\_\_\_\_



Loc: 200  
**42577**  
**#1**  
**A**



FORM I  
AIR - GC/MS VOA ORGANICS ANALYSIS DATA SHEET

Lab Name: TestAmerica Burlington Job No.: 200-42416-1  
 SDG No.: \_\_\_\_\_  
 Client Sample ID: 6171 Lab Sample ID: 200-42416-8  
 Matrix: Air Lab File ID: 29535\_12.D  
 Analysis Method: TO-15 Date Collected: 02/28/2018 00:00  
 Sample wt/vol: 1000 (mL) Date Analyzed: 03/12/2018 20:11  
 Soil Aliquot Vol: \_\_\_\_\_ Dilution Factor: 0.2  
 Soil Extract Vol.: \_\_\_\_\_ GC Column: RTX-624 ID: 0.32 (mm)  
 % Moisture: \_\_\_\_\_ Level: (low/med) Low  
 Analysis Batch No.: 127266 Units: ppb v/v

CAS NO.	COMPOUND NAME	RESULT	Q	RL	RL
115-07-1	Propylene	1.0	U	1.0	1.0
75-71-8	Dichlorodifluoromethane	0.10	U	0.10	0.10
75-45-6	Freon 22	0.10	U	0.10	0.10
76-14-2	1,2-Dichlorotetrafluoroethane	0.040	U	0.040	0.040
74-87-3	Chloromethane	0.10	U	0.10	0.10
106-97-8	n-Butane	0.10	U	0.10	0.10
75-01-4	Vinyl chloride	0.040	U	0.040	0.040
106-99-0	1,3-Butadiene	0.040	U	0.040	0.040
74-83-9	Bromomethane	0.040	U	0.040	0.040
75-00-3	Chloroethane	0.10	U	0.10	0.10
593-60-2	Bromoethene (Vinyl Bromide)	0.040	U	0.040	0.040
75-69-4	Trichlorofluoromethane	0.040	U	0.040	0.040
64-17-5	Ethanol	1.0	U	1.0	1.0
76-13-1	Freon TF	0.040	U	0.040	0.040
75-35-4	1,1-Dichloroethene	0.040	U	0.040	0.040
67-64-1	Acetone	1.0	U *	1.0	1.0
67-63-0	Isopropyl alcohol	1.0	U	1.0	1.0
75-15-0	Carbon disulfide	0.10	U	0.10	0.10
107-05-1	3-Chloropropene	0.10	U	0.10	0.10
75-09-2	Methylene Chloride	0.10	U	0.10	0.10
75-65-0	tert-Butyl alcohol	1.0	U	1.0	1.0
1634-04-4	Methyl tert-butyl ether	0.040	U	0.040	0.040
156-60-5	trans-1,2-Dichloroethene	0.040	U	0.040	0.040
110-54-3	n-Hexane	0.040	U	0.040	0.040
75-34-3	1,1-Dichloroethane	0.040	U	0.040	0.040
108-05-4	Vinyl acetate	1.0	U	1.0	1.0
141-78-6	Ethyl acetate	1.0	U	1.0	1.0
78-93-3	Methyl Ethyl Ketone	0.10	U	0.10	0.10
156-59-2	cis-1,2-Dichloroethene	0.040	U	0.040	0.040
540-59-0	1,2-Dichloroethene, Total	0.080	U	0.080	0.080
67-66-3	Chloroform	0.040	U	0.040	0.040
109-99-9	Tetrahydrofuran	1.0	U	1.0	1.0
71-55-6	1,1,1-Trichloroethane	0.040	U	0.040	0.040
110-82-7	Cyclohexane	0.040	U	0.040	0.040
56-23-5	Carbon tetrachloride	0.040	U	0.040	0.040
540-84-1	2,2,4-Trimethylpentane	0.040	U	0.040	0.040

FORM I  
AIR - GC/MS VOA ORGANICS ANALYSIS DATA SHEET

Lab Name: TestAmerica Burlington Job No.: 200-42416-1  
 SDG No.: \_\_\_\_\_  
 Client Sample ID: 6171 Lab Sample ID: 200-42416-8  
 Matrix: Air Lab File ID: 29535\_12.D  
 Analysis Method: TO-15 Date Collected: 02/28/2018 00:00  
 Sample wt/vol: 1000 (mL) Date Analyzed: 03/12/2018 20:11  
 Soil Aliquot Vol: \_\_\_\_\_ Dilution Factor: 0.2  
 Soil Extract Vol.: \_\_\_\_\_ GC Column: RTX-624 ID: 0.32 (mm)  
 % Moisture: \_\_\_\_\_ Level: (low/med) Low  
 Analysis Batch No.: 127266 Units: ppb v/v

CAS NO.	COMPOUND NAME	RESULT	Q	RL	RL
71-43-2	Benzene	0.040	U	0.040	0.040
107-06-2	1,2-Dichloroethane	0.040	U	0.040	0.040
142-82-5	n-Heptane	0.040	U	0.040	0.040
79-01-6	Trichloroethene	0.040	U	0.040	0.040
80-62-6	Methyl methacrylate	0.10	U	0.10	0.10
78-87-5	1,2-Dichloropropane	0.040	U	0.040	0.040
123-91-1	1,4-Dioxane	1.0	U	1.0	1.0
75-27-4	Bromodichloromethane	0.040	U	0.040	0.040
10061-01-5	cis-1,3-Dichloropropene	0.040	U	0.040	0.040
108-10-1	methyl isobutyl ketone	0.10	U	0.10	0.10
108-88-3	Toluene	0.040	U	0.040	0.040
10061-02-6	trans-1,3-Dichloropropene	0.040	U	0.040	0.040
79-00-5	1,1,2-Trichloroethane	0.040	U	0.040	0.040
127-18-4	Tetrachloroethene	0.040	U	0.040	0.040
591-78-6	Methyl Butyl Ketone (2-Hexanone)	0.10	U	0.10	0.10
124-48-1	Dibromochloromethane	0.040	U	0.040	0.040
106-93-4	1,2-Dibromoethane	0.040	U	0.040	0.040
108-90-7	Chlorobenzene	0.040	U	0.040	0.040
100-41-4	Ethylbenzene	0.040	U	0.040	0.040
179601-23-1	m,p-Xylene	0.10	U	0.10	0.10
95-47-6	Xylene, o-	0.040	U	0.040	0.040
1330-20-7	Xylene (total)	0.14	U	0.14	0.14
100-42-5	Styrene	0.040	U	0.040	0.040
75-25-2	Bromoform	0.040	U	0.040	0.040
98-82-8	Cumene	0.040	U	0.040	0.040
79-34-5	1,1,2,2-Tetrachloroethane	0.040	U	0.040	0.040
103-65-1	n-Propylbenzene	0.040	U	0.040	0.040
622-96-8	4-Ethyltoluene	0.040	U	0.040	0.040
108-67-8	1,3,5-Trimethylbenzene	0.040	U	0.040	0.040
95-49-8	2-Chlorotoluene	0.040	U	0.040	0.040
98-06-6	tert-Butylbenzene	0.040	U	0.040	0.040
95-63-6	1,2,4-Trimethylbenzene	0.040	U	0.040	0.040
135-98-8	sec-Butylbenzene	0.040	U	0.040	0.040
99-87-6	4-Isopropyltoluene	0.040	U	0.040	0.040
541-73-1	1,3-Dichlorobenzene	0.040	U	0.040	0.040
106-46-7	1,4-Dichlorobenzene	0.040	U	0.040	0.040

FORM I  
AIR - GC/MS VOA ORGANICS ANALYSIS DATA SHEET

Lab Name: TestAmerica Burlington Job No.: 200-42416-1  
 SDG No.: \_\_\_\_\_  
 Client Sample ID: 6171 Lab Sample ID: 200-42416-8  
 Matrix: Air Lab File ID: 29535\_12.D  
 Analysis Method: TO-15 Date Collected: 02/28/2018 00:00  
 Sample wt/vol: 1000 (mL) Date Analyzed: 03/12/2018 20:11  
 Soil Aliquot Vol: \_\_\_\_\_ Dilution Factor: 0.2  
 Soil Extract Vol.: \_\_\_\_\_ GC Column: RTX-624 ID: 0.32 (mm)  
 % Moisture: \_\_\_\_\_ Level: (low/med) Low  
 Analysis Batch No.: 127266 Units: ppb v/v

CAS NO.	COMPOUND NAME	RESULT	Q	RL	RL
100-44-7	Benzyl chloride	0.040	U	0.040	0.040
104-51-8	n-Butylbenzene	0.040	U	0.040	0.040
95-50-1	1,2-Dichlorobenzene	0.040	U	0.040	0.040
120-82-1	1,2,4-Trichlorobenzene	0.10	U	0.10	0.10
87-68-3	Hexachlorobutadiene	0.040	U	0.040	0.040
91-20-3	Naphthalene	0.10	U	0.10	0.10

TestAmerica Burlington  
Target Compound Quantitation Report

Data File: \\ChromNA\Burlington\ChromData\CHC.i\20180312-29535.b\29535\_12.D  
 Lims ID: 200-42416-A-8  
 Client ID: 6171  
 Sample Type: Client  
 Inject. Date: 12-Mar-2018 20:11:30 ALS Bottle#: 12 Worklist Smp#: 12  
 Purge Vol: 200.000 mL Dil. Factor: 0.2000  
 Sample Info: 200-0029535-012  
 Operator ID: pad Instrument ID: CHC.i  
 Method: \\ChromNA\Burlington\ChromData\CHC.i\20180312-29535.b\TO15\_MasterMethod\_(v1)\_CHC.i.m  
 Limit Group: AI\_TO15\_ICAL  
 Last Update: 13-Mar-2018 12:27:41 Calib Date: 26-Jan-2018 01:35:30  
 Integrator: RTE ID Type: Deconvolution ID  
 Quant Method: Internal Standard Quant By: Initial Calibration  
 Last ICal File: \\ChromNA\Burlington\ChromData\CHC.i\20180125-28916.b\28916\_12.D  
 Column 1 : RTX-624 (0.32 mm) Det: MS SCAN  
 Process Host: XAWRK018

First Level Reviewer: puangmaleek

Date: 13-Mar-2018 12:34:31

Compound	Sig	RT (min.)	Adj RT (min.)	Dlt RT (min.)	Q	Response	OnCol Amt ppb v/v	Flags
1 Propene	41		2.967				ND	
2 Dichlorodifluoromethane	85		3.037				ND	
3 Chlorodifluoromethane	51		3.085				ND	
4 1,2-Dichloro-1,1,2,2-tetra	85		3.298				ND	
5 Chloromethane	50		3.426				ND	
6 Butane	43		3.629				ND	
7 Vinyl chloride	62		3.666				ND	
8 Butadiene	54		3.747				ND	
10 Bromomethane	94		4.414				ND	
11 Chloroethane	64		4.659				ND	
13 Vinyl bromide	106		5.043				ND	
14 Trichlorofluoromethane	101		5.155				ND	
17 Ethanol	45		5.737				ND	
20 1,1,2-Trichloro-1,2,2-trif	101		6.250				ND	
21 1,1-Dichloroethene	96		6.282				ND	
22 Acetone	43		6.506				ND	
23 Carbon disulfide	76		6.655				ND	
24 Isopropyl alcohol	45		6.826				ND	
25 3-Chloro-1-propene	41		7.071				ND	
27 Methylene Chloride	49		7.370				ND	
28 2-Methyl-2-propanol	59		7.600				ND	
29 Methyl tert-butyl ether	73		7.781				ND	
31 trans-1,2-Dichloroethene	61		7.819				ND	
33 Hexane	57		8.224				ND	
34 1,1-Dichloroethane	63		8.689				ND	
35 Vinyl acetate	43		8.774				ND	
37 cis-1,2-Dichloroethene	96		9.809				ND	
38 2-Butanone (MEK)	72		9.847				ND	
39 Ethyl acetate	88		9.916				ND	
S 30 1,2-Dichloroethene, Total	61		10.200				ND	
41 Tetrahydrofuran	42		10.274				ND	
* 40 Chlorobromomethane	128	10.274	10.274	0.000	90	186329	10.0	

Compound	Sig	RT (min.)	Adj RT (min.)	Dlt RT (min.)	Q	Response	OnCol Amt ppb v/v	Flags
42 Chloroform	83		10.418				ND	
43 Cyclohexane	84		10.663				ND	
44 1,1,1-Trichloroethane	97		10.679				ND	
45 Carbon tetrachloride	117		10.941				ND	
46 Isooctane	57		11.394				ND	
47 Benzene	78		11.400				ND	
48 1,2-Dichloroethane	62		11.581				ND	
49 n-Heptane	43		11.800				ND	
* 50 1,4-Difluorobenzene	114	12.259	12.259	0.000	98	979800	10.0	
53 Trichloroethene	95		12.729				ND	
54 1,2-Dichloropropane	63		13.278				ND	
55 Methyl methacrylate	69		13.465				ND	
56 1,4-Dioxane	88		13.508				ND	
57 Dibromomethane	174		13.540				ND	
58 Dichlorobromomethane	83		13.855				ND	
60 cis-1,3-Dichloropropene	75		14.799				ND	
61 4-Methyl-2-pentanone (MIBK)	43		15.082				ND	
65 Toluene	92		15.397				ND	
66 trans-1,3-Dichloropropene	75		16.000				ND	
67 1,1,2-Trichloroethane	83		16.368				ND	
68 Tetrachloroethene	166		16.491				ND	
69 2-Hexanone	43		16.817				ND	
71 Chlorodibromomethane	129		17.137				ND	
72 Ethylene Dibromide	107		17.393				ND	
* 74 Chlorobenzene-d5	117	18.300	18.300	0.000	96	997498	10.0	
75 Chlorobenzene	112		18.359				ND	
76 Ethylbenzene	91		18.514				ND	U
78 m-Xylene & p-Xylene	106		18.770				ND	
79 o-Xylene	106		19.602				ND	
80 Styrene	104		19.656				ND	
81 Bromoform	173		20.088				ND	
S 73 Xylenes, Total	106		20.100				ND	
82 Isopropylbenzene	105		20.312				ND	
84 1,1,2,2-Tetrachloroethane	83		20.979				ND	
85 N-Propylbenzene	91		21.049				ND	
88 4-Ethyltoluene	105		21.246				ND	
89 2-Chlorotoluene	91		21.246				ND	
90 1,3,5-Trimethylbenzene	105		21.353				ND	
92 tert-Butylbenzene	119		21.849				ND	
93 1,2,4-Trimethylbenzene	105		21.945				ND	
94 sec-Butylbenzene	105		22.180				ND	
95 4-Isopropyltoluene	119		22.383				ND	
96 1,3-Dichlorobenzene	146		22.410				ND	
97 1,4-Dichlorobenzene	146		22.548				ND	
98 Benzyl chloride	91		22.735				ND	
100 n-Butylbenzene	91		22.949				ND	
101 1,2-Dichlorobenzene	146		23.066				ND	
103 1,2,4-Trichlorobenzene	180		25.489				ND	
104 Hexachlorobutadiene	225		25.676				ND	
105 Naphthalene	128		25.943				ND	

[QC Flag Legend](#)

Review Flags

U - Marked Undetected

[Reagents:](#)

ATTO15CISs\_00010

Amount Added: 20.00

Units: mL

Run Reagent

- 1
- 2
- 3
- 4
- 5
- 6
- 7
- 8
- 9
- 10
- 11
- 12
- 13
- 14
- 15



TestAmerica Burlington

Data File: \\ChromNA\Burlington\ChromData\CHC.i\20180312-29535.b\29535\_12.D

Injection Date: 12-Mar-2018 20:11:30

Instrument ID: CHC.i

Operator ID: pad

Lims ID: 200-42416-A-8

Lab Sample ID: 200-42416-8

Worklist Smp#: 12

Client ID: 6171

Purge Vol: 200.000 mL

Dil. Factor: 0.2000

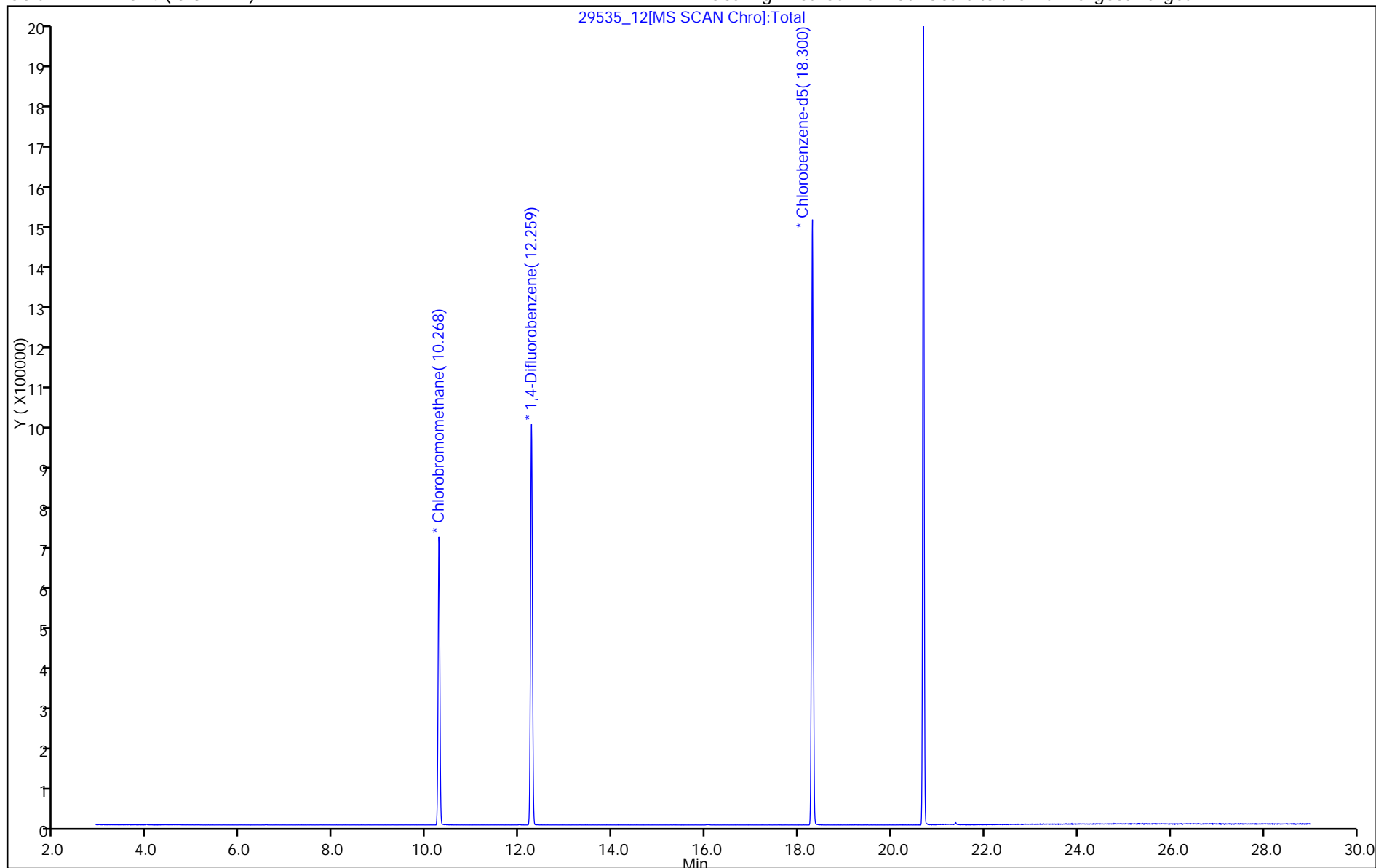
ALS Bottle#: 12

Method: TO15\_MasterMethod\_(v1)\_CHC.i

Limit Group: AI\_TO15\_ICAL

Column: RTX-624 (0.32 mm)

Y Scaling: Method Defined: Scale to the Nth Largest Target: 1

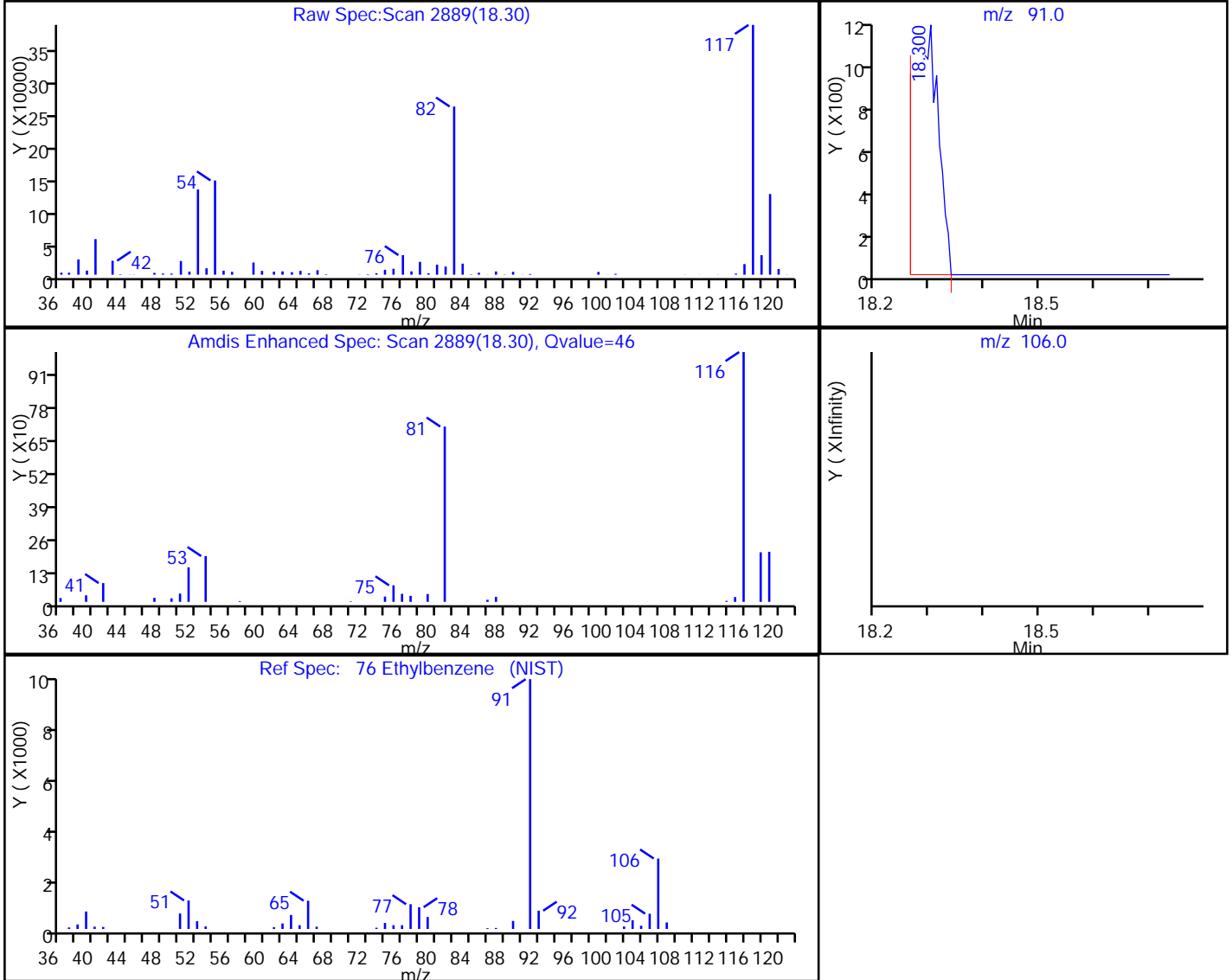


TestAmerica Burlington

Data File: \\ChromNA\Burlington\ChromData\CHC.i\20180312-29535.b\29535\_12.D  
 Injection Date: 12-Mar-2018 20:11:30 Instrument ID: CHC.i  
 Lims ID: 200-42416-A-8 Lab Sample ID: 200-42416-8  
 Client ID: 6171  
 Operator ID: pad ALS Bottle#: 12 Worklist Smp#: 12  
 Purge Vol: 200.000 mL Dil. Factor: 0.2000  
 Method: TO15\_MasterMethod\_(v1)\_CHC.i Limit Group: AI\_TO15\_ICAL  
 Column: RTX-624 (0.32 mm) Detector: MS SCAN

76 Ethylbenzene, CAS: 100-41-4

Processing Results



RT	Mass	Response	Amount
18.30	91.00	2386	0.031032
18.51	106.00	0	

Reviewer: puangmaleek, 13-Mar-2018 12:34:31

Audit Action: Marked Compound Undetected

Audit Reason: Invalid Compound ID

FORM I  
AIR - GC/MS VOA ORGANICS ANALYSIS DATA SHEET

Lab Name: TestAmerica Burlington Job No.: 200-42475-1  
 SDG No.: \_\_\_\_\_  
 Client Sample ID: 6406 Lab Sample ID: 200-42475-11  
 Matrix: Air Lab File ID: 29458\_14.D  
 Analysis Method: TO-15 Date Collected: 03/05/2018 00:00  
 Sample wt/vol: 200 (mL) Date Analyzed: 03/06/2018 21:35  
 Soil Aliquot Vol: \_\_\_\_\_ Dilution Factor: 1  
 Soil Extract Vol.: \_\_\_\_\_ GC Column: RTX-624 ID: 0.32 (mm)  
 % Moisture: \_\_\_\_\_ Level: (low/med) Low  
 Analysis Batch No.: 127059 Units: ppb v/v

CAS NO.	COMPOUND NAME	RESULT	Q	RL	RL
115-07-1	Propylene	5.0	U	5.0	5.0
75-71-8	Dichlorodifluoromethane	0.50	U	0.50	0.50
75-45-6	Freon 22	0.50	U	0.50	0.50
76-14-2	1,2-Dichlorotetrafluoroethane	0.20	U	0.20	0.20
74-87-3	Chloromethane	0.50	U	0.50	0.50
106-97-8	n-Butane	0.50	U	0.50	0.50
75-01-4	Vinyl chloride	0.20	U	0.20	0.20
106-99-0	1,3-Butadiene	0.20	U	0.20	0.20
74-83-9	Bromomethane	0.20	U	0.20	0.20
75-00-3	Chloroethane	0.50	U	0.50	0.50
593-60-2	Bromoethene (Vinyl Bromide)	0.20	U	0.20	0.20
75-69-4	Trichlorofluoromethane	0.20	U	0.20	0.20
64-17-5	Ethanol	5.0	U	5.0	5.0
76-13-1	Freon TF	0.20	U	0.20	0.20
75-35-4	1,1-Dichloroethene	0.20	U	0.20	0.20
67-64-1	Acetone	5.0	U	5.0	5.0
67-63-0	Isopropyl alcohol	5.0	U	5.0	5.0
75-15-0	Carbon disulfide	0.50	U	0.50	0.50
107-05-1	3-Chloropropene	0.50	U	0.50	0.50
75-09-2	Methylene Chloride	0.50	U	0.50	0.50
75-65-0	tert-Butyl alcohol	5.0	U	5.0	5.0
1634-04-4	Methyl tert-butyl ether	0.20	U	0.20	0.20
156-60-5	trans-1,2-Dichloroethene	0.20	U	0.20	0.20
110-54-3	n-Hexane	0.20	U	0.20	0.20
75-34-3	1,1-Dichloroethane	0.20	U	0.20	0.20
108-05-4	Vinyl acetate	5.0	U	5.0	5.0
141-78-6	Ethyl acetate	5.0	U	5.0	5.0
78-93-3	Methyl Ethyl Ketone	0.50	U	0.50	0.50
156-59-2	cis-1,2-Dichloroethene	0.20	U	0.20	0.20
540-59-0	1,2-Dichloroethene, Total	0.40	U	0.40	0.40
67-66-3	Chloroform	0.20	U	0.20	0.20
109-99-9	Tetrahydrofuran	5.0	U	5.0	5.0
71-55-6	1,1,1-Trichloroethane	0.20	U	0.20	0.20
110-82-7	Cyclohexane	0.20	U	0.20	0.20
56-23-5	Carbon tetrachloride	0.20	U	0.20	0.20
540-84-1	2,2,4-Trimethylpentane	0.20	U	0.20	0.20

FORM I  
AIR - GC/MS VOA ORGANICS ANALYSIS DATA SHEET

Lab Name: TestAmerica Burlington Job No.: 200-42475-1  
 SDG No.: \_\_\_\_\_  
 Client Sample ID: 6406 Lab Sample ID: 200-42475-11  
 Matrix: Air Lab File ID: 29458\_14.D  
 Analysis Method: TO-15 Date Collected: 03/05/2018 00:00  
 Sample wt/vol: 200 (mL) Date Analyzed: 03/06/2018 21:35  
 Soil Aliquot Vol: \_\_\_\_\_ Dilution Factor: 1  
 Soil Extract Vol.: \_\_\_\_\_ GC Column: RTX-624 ID: 0.32 (mm)  
 % Moisture: \_\_\_\_\_ Level: (low/med) Low  
 Analysis Batch No.: 127059 Units: ppb v/v

CAS NO.	COMPOUND NAME	RESULT	Q	RL	RL
71-43-2	Benzene	0.20	U	0.20	0.20
107-06-2	1,2-Dichloroethane	0.20	U	0.20	0.20
142-82-5	n-Heptane	0.20	U	0.20	0.20
79-01-6	Trichloroethene	0.20	U	0.20	0.20
80-62-6	Methyl methacrylate	0.50	U	0.50	0.50
78-87-5	1,2-Dichloropropane	0.20	U	0.20	0.20
123-91-1	1,4-Dioxane	5.0	U	5.0	5.0
75-27-4	Bromodichloromethane	0.20	U	0.20	0.20
10061-01-5	cis-1,3-Dichloropropene	0.20	U	0.20	0.20
108-10-1	methyl isobutyl ketone	0.50	U	0.50	0.50
108-88-3	Toluene	0.20	U	0.20	0.20
10061-02-6	trans-1,3-Dichloropropene	0.20	U	0.20	0.20
79-00-5	1,1,2-Trichloroethane	0.20	U	0.20	0.20
127-18-4	Tetrachloroethene	0.20	U	0.20	0.20
591-78-6	Methyl Butyl Ketone (2-Hexanone)	0.50	U	0.50	0.50
124-48-1	Dibromochloromethane	0.20	U	0.20	0.20
106-93-4	1,2-Dibromoethane	0.20	U	0.20	0.20
108-90-7	Chlorobenzene	0.20	U	0.20	0.20
100-41-4	Ethylbenzene	0.20	U	0.20	0.20
179601-23-1	m,p-Xylene	0.50	U	0.50	0.50
95-47-6	Xylene, o-	0.20	U	0.20	0.20
1330-20-7	Xylene (total)	0.70	U	0.70	0.70
100-42-5	Styrene	0.20	U	0.20	0.20
75-25-2	Bromoform	0.20	U	0.20	0.20
98-82-8	Cumene	0.20	U	0.20	0.20
79-34-5	1,1,2,2-Tetrachloroethane	0.20	U	0.20	0.20
103-65-1	n-Propylbenzene	0.20	U	0.20	0.20
622-96-8	4-Ethyltoluene	0.20	U	0.20	0.20
108-67-8	1,3,5-Trimethylbenzene	0.20	U	0.20	0.20
95-49-8	2-Chlorotoluene	0.20	U	0.20	0.20
98-06-6	tert-Butylbenzene	0.20	U	0.20	0.20
95-63-6	1,2,4-Trimethylbenzene	0.20	U	0.20	0.20
135-98-8	sec-Butylbenzene	0.20	U	0.20	0.20
99-87-6	4-Isopropyltoluene	0.20	U	0.20	0.20
541-73-1	1,3-Dichlorobenzene	0.20	U	0.20	0.20
106-46-7	1,4-Dichlorobenzene	0.20	U	0.20	0.20

FORM I  
AIR - GC/MS VOA ORGANICS ANALYSIS DATA SHEET

Lab Name: TestAmerica Burlington Job No.: 200-42475-1  
 SDG No.: \_\_\_\_\_  
 Client Sample ID: 6406 Lab Sample ID: 200-42475-11  
 Matrix: Air Lab File ID: 29458\_14.D  
 Analysis Method: TO-15 Date Collected: 03/05/2018 00:00  
 Sample wt/vol: 200 (mL) Date Analyzed: 03/06/2018 21:35  
 Soil Aliquot Vol: \_\_\_\_\_ Dilution Factor: 1  
 Soil Extract Vol.: \_\_\_\_\_ GC Column: RTX-624 ID: 0.32 (mm)  
 % Moisture: \_\_\_\_\_ Level: (low/med) Low  
 Analysis Batch No.: 127059 Units: ppb v/v

CAS NO.	COMPOUND NAME	RESULT	Q	RL	RL
100-44-7	Benzyl chloride	0.20	U	0.20	0.20
104-51-8	n-Butylbenzene	0.20	U	0.20	0.20
95-50-1	1,2-Dichlorobenzene	0.20	U	0.20	0.20
120-82-1	1,2,4-Trichlorobenzene	0.50	U	0.50	0.50
87-68-3	Hexachlorobutadiene	0.20	U	0.20	0.20
91-20-3	Naphthalene	0.50	U	0.50	0.50

TestAmerica Burlington  
Target Compound Quantitation Report

Data File: \\ChromNA\Burlington\ChromData\CHC.i\20180306-29458.b\29458\_14.D  
 Lims ID: 200-42475-A-11  
 Client ID: 6406  
 Sample Type: Client  
 Inject. Date: 06-Mar-2018 21:35:30 ALS Bottle#: 14 Worklist Smp#: 14  
 Purge Vol: 200.000 mL Dil. Factor: 1.0000  
 Sample Info: 200-0029458-014  
 Operator ID: pad Instrument ID: CHC.i  
 Method: \\ChromNA\Burlington\ChromData\CHC.i\20180306-29458.b\TO15\_MasterMethod\_(v1)\_CHC.i.m  
 Limit Group: AI\_TO15\_ICAL  
 Last Update: 07-Mar-2018 12:38:51 Calib Date: 26-Jan-2018 01:35:30  
 Integrator: RTE ID Type: Deconvolution ID  
 Quant Method: Internal Standard Quant By: Initial Calibration  
 Last ICal File: \\ChromNA\Burlington\ChromData\CHC.i\20180125-28916.b\28916\_12.D  
 Column 1 : RTX-624 (0.32 mm) Det: MS SCAN  
 Process Host: XAWRK030

First Level Reviewer: puangmaleek

Date:

07-Mar-2018 12:41:58

Compound	Sig	RT (min.)	Adj RT (min.)	Dlt RT (min.)	Q	Response	OnCol Amt ppb v/v	Flags
1 Propene	41		2.967				ND	
2 Dichlorodifluoromethane	85		3.037				ND	
3 Chlorodifluoromethane	51		3.085				ND	
4 1,2-Dichloro-1,1,2,2-tetra	85		3.293				ND	
5 Chloromethane	50		3.426				ND	
6 Butane	43		3.629				ND	
7 Vinyl chloride	62		3.666				ND	
8 Butadiene	54		3.741				ND	
10 Bromomethane	94		4.414				ND	
11 Chloroethane	64		4.654				ND	
13 Vinyl bromide	106		5.043				ND	
14 Trichlorofluoromethane	101		5.155				ND	
17 Ethanol	45		5.732				ND	
20 1,1,2-Trichloro-1,2,2-trif	101		6.250				ND	
21 1,1-Dichloroethene	96		6.282				ND	
22 Acetone	43		6.500				ND	
23 Carbon disulfide	76		6.655				ND	
24 Isopropyl alcohol	45		6.826				ND	
25 3-Chloro-1-propene	41		7.071				ND	
27 Methylene Chloride	49		7.370				ND	
28 2-Methyl-2-propanol	59		7.600				ND	
29 Methyl tert-butyl ether	73		7.781				ND	
31 trans-1,2-Dichloroethene	61		7.819				ND	
33 Hexane	57		8.224				ND	
34 1,1-Dichloroethane	63		8.689				ND	
35 Vinyl acetate	43		8.774				ND	
37 cis-1,2-Dichloroethene	96		9.809				ND	
38 2-Butanone (MEK)	72		9.847				ND	
39 Ethyl acetate	88		9.916				ND	
S 30 1,2-Dichloroethene, Total	61		10.200				ND	
* 40 Chlorobromomethane	128	10.268	10.274	-0.006	90	204842	10.0	
41 Tetrahydrofuran	42		10.274				ND	

Compound	Sig	RT (min.)	Adj RT (min.)	Dlt RT (min.)	Q	Response	OnCol Amt ppb v/v	Flags
42 Chloroform	83		10.418				ND	
43 Cyclohexane	84		10.663				ND	
44 1,1,1-Trichloroethane	97		10.679				ND	
45 Carbon tetrachloride	117		10.941				ND	
46 Isooctane	57		11.389				ND	
47 Benzene	78		11.400				ND	
48 1,2-Dichloroethane	62		11.581				ND	
49 n-Heptane	43		11.795				ND	
* 50 1,4-Difluorobenzene	114	12.259	12.259	0.000	98	1087290	10.0	
53 Trichloroethene	95		12.729				ND	
54 1,2-Dichloropropane	63		13.278				ND	
55 Methyl methacrylate	69		13.470				ND	
56 1,4-Dioxane	88		13.513				ND	
57 Dibromomethane	174		13.540				ND	
58 Dichlorobromomethane	83		13.855				ND	
60 cis-1,3-Dichloropropene	75		14.805				ND	
61 4-Methyl-2-pentanone (MIBK)	43		15.082				ND	
65 Toluene	92		15.397				ND	
66 trans-1,3-Dichloropropene	75		16.000				ND	
67 1,1,2-Trichloroethane	83		16.374				ND	
68 Tetrachloroethene	166		16.491				ND	
69 2-Hexanone	43		16.817				ND	
71 Chlorodibromomethane	129		17.137				ND	
72 Ethylene Dibromide	107		17.393				ND	
* 74 Chlorobenzene-d5	117	18.300	18.300	0.000	98	1088431	10.0	
75 Chlorobenzene	112		18.359				ND	
76 Ethylbenzene	91		18.519				ND	U
78 m-Xylene & p-Xylene	106		18.770				ND	
79 o-Xylene	106		19.602				ND	
80 Styrene	104		19.656				ND	
81 Bromoform	173		20.088				ND	
S 73 Xylenes, Total	106		20.100				ND	
82 Isopropylbenzene	105		20.312				ND	
84 1,1,2,2-Tetrachloroethane	83		20.979				ND	
85 N-Propylbenzene	91		21.054				ND	
88 4-Ethyltoluene	105		21.246				ND	
89 2-Chlorotoluene	91		21.246				ND	
90 1,3,5-Trimethylbenzene	105		21.353				ND	
92 tert-Butylbenzene	119		21.849				ND	
93 1,2,4-Trimethylbenzene	105		21.945				ND	
94 sec-Butylbenzene	105		22.180				ND	
95 4-Isopropyltoluene	119		22.383				ND	
96 1,3-Dichlorobenzene	146		22.410				ND	
97 1,4-Dichlorobenzene	146		22.548				ND	
98 Benzyl chloride	91		22.741				ND	
100 n-Butylbenzene	91		22.954				ND	
101 1,2-Dichlorobenzene	146		23.066				ND	
103 1,2,4-Trichlorobenzene	180		25.489				ND	
104 Hexachlorobutadiene	225		25.681				ND	
105 Naphthalene	128		25.943				ND	

[QC Flag Legend](#)

Review Flags

U - Marked Undetected

[Reagents:](#)

ATTO15CISs\_00010

Amount Added: 20.00

Units: mL

Run Reagent

- 1
- 2
- 3
- 4
- 5
- 6
- 7
- 8
- 9
- 10
- 11
- 12
- 13
- 14
- 15



TestAmerica Burlington

Data File: \\ChromNA\Burlington\ChromData\CHC.i\20180306-29458.b\29458\_14.D

Injection Date: 06-Mar-2018 21:35:30

Instrument ID: CHC.i

Operator ID: pad

Lims ID: 200-42475-A-11

Lab Sample ID: 200-42475-11

Worklist Smp#: 14

Client ID: 6406

Purge Vol: 200.000 mL

Dil. Factor: 1.0000

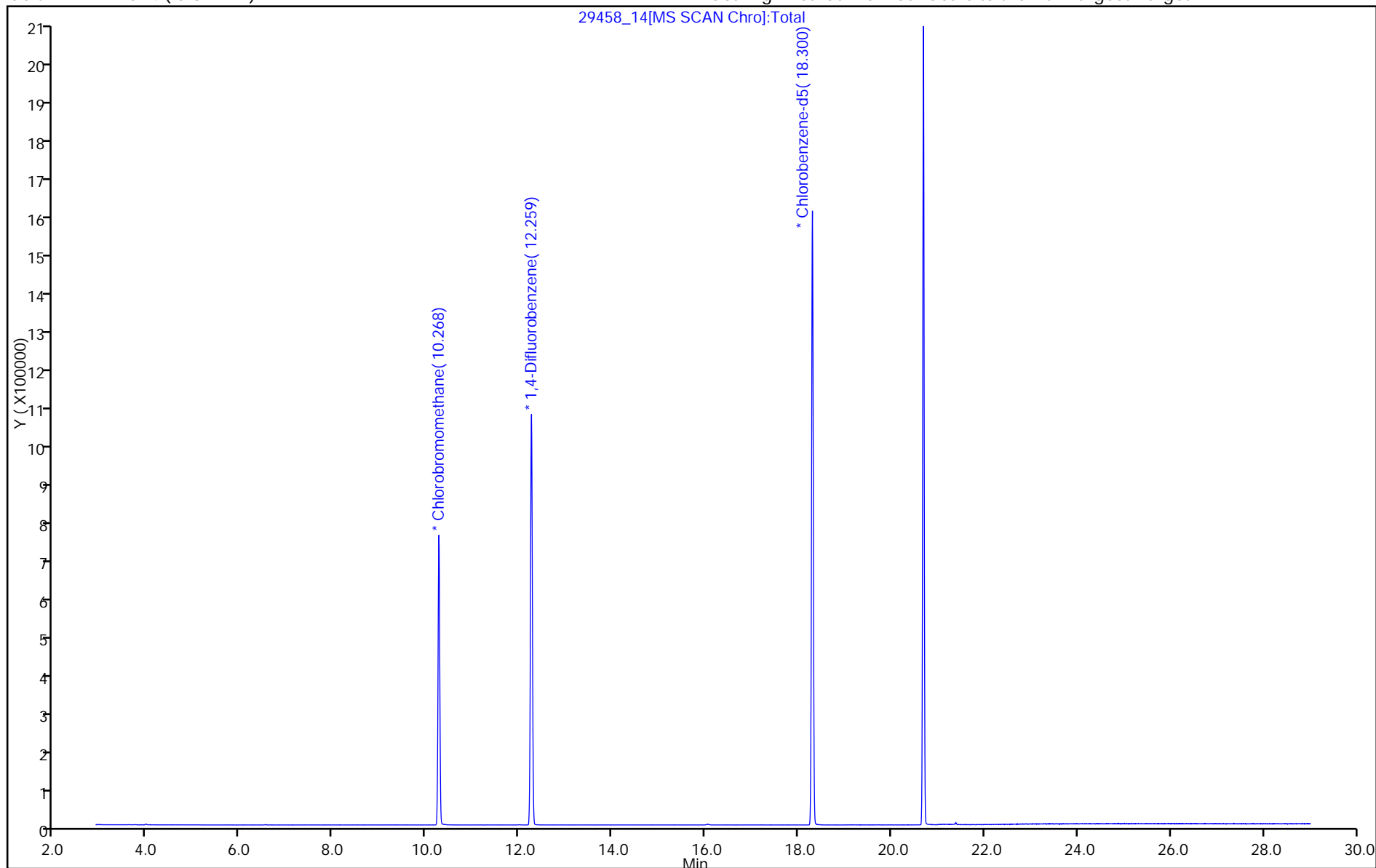
ALS Bottle#: 14

Method: TO15\_MasterMethod\_(v1)\_CHC.i

Limit Group: AI\_TO15\_ICAL

Column: RTX-624 (0.32 mm)

Y Scaling: Method Defined: Scale to the Nth Largest Target: 1

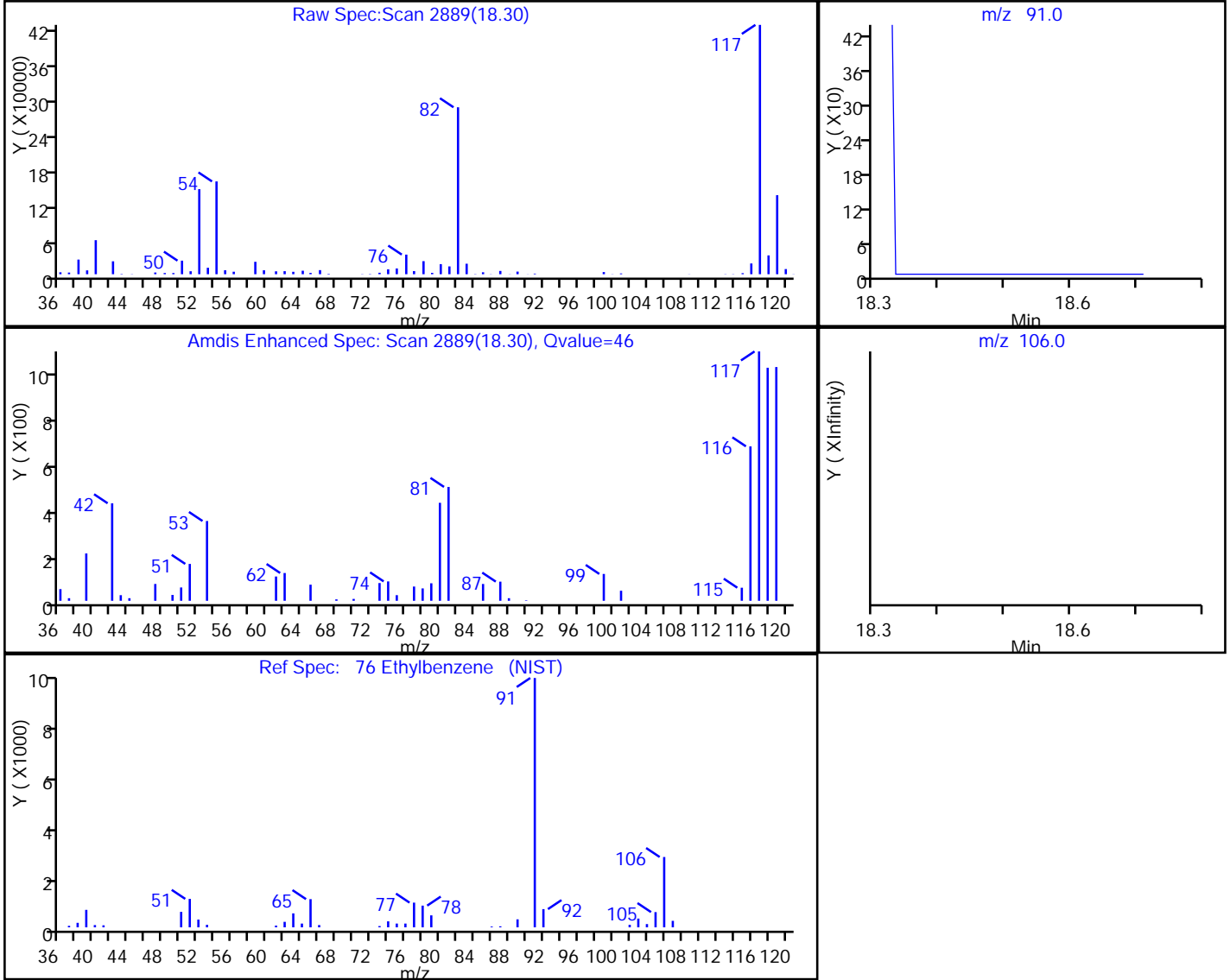


TestAmerica Burlington

Data File: \\ChromNA\Burlington\ChromData\CHC.i\20180306-29458.b\29458\_14.D  
 Injection Date: 06-Mar-2018 21:35:30 Instrument ID: CHC.i  
 Lims ID: 200-42475-A-11 Lab Sample ID: 200-42475-11  
 Client ID: 6406  
 Operator ID: pad ALS Bottle#: 14 Worklist Smp#: 14  
 Purge Vol: 200.000 mL Dil. Factor: 1.0000  
 Method: TO15\_MasterMethod\_(v1)\_CHC.i Limit Group: AI\_TO15\_ICAL  
 Column: RTX-624 (0.32 mm) Detector: MS SCAN

76 Ethylbenzene, CAS: 100-41-4

Processing Results



RT	Mass	Response	Amount
18.30	91.00	2516	0.029989
18.52	106.00	0	

Reviewer: puangmaleek, 07-Mar-2018 12:41:58

Audit Action: Marked Compound Undetected

Audit Reason: Invalid Compound ID

FORM I  
AIR - GC/MS VOA ORGANICS ANALYSIS DATA SHEET

Lab Name: TestAmerica Burlington Job No.: 200-42487-1  
 SDG No.: \_\_\_\_\_  
 Client Sample ID: 6363 Lab Sample ID: 200-42487-12  
 Matrix: Air Lab File ID: 29484\_07.D  
 Analysis Method: TO-15 Date Collected: 03/06/2018 00:00  
 Sample wt/vol: 200 (mL) Date Analyzed: 03/07/2018 16:30  
 Soil Aliquot Vol: \_\_\_\_\_ Dilution Factor: 1  
 Soil Extract Vol.: \_\_\_\_\_ GC Column: RTX-624 ID: 0.32 (mm)  
 % Moisture: \_\_\_\_\_ Level: (low/med) Low  
 Analysis Batch No.: 127123 Units: ppb v/v

CAS NO.	COMPOUND NAME	RESULT	Q	RL	RL
115-07-1	Propylene	5.0	U	5.0	5.0
75-71-8	Dichlorodifluoromethane	0.50	U *	0.50	0.50
75-45-6	Freon 22	0.50	U	0.50	0.50
76-14-2	1,2-Dichlorotetrafluoroethane	0.20	U	0.20	0.20
74-87-3	Chloromethane	0.50	U	0.50	0.50
106-97-8	n-Butane	0.50	U	0.50	0.50
75-01-4	Vinyl chloride	0.20	U	0.20	0.20
106-99-0	1,3-Butadiene	0.20	U	0.20	0.20
74-83-9	Bromomethane	0.20	U	0.20	0.20
75-00-3	Chloroethane	0.50	U	0.50	0.50
593-60-2	Bromoethene (Vinyl Bromide)	0.20	U	0.20	0.20
75-69-4	Trichlorofluoromethane	0.20	U	0.20	0.20
64-17-5	Ethanol	5.0	U	5.0	5.0
76-13-1	Freon TF	0.20	U	0.20	0.20
75-35-4	1,1-Dichloroethene	0.20	U	0.20	0.20
67-64-1	Acetone	5.0	U *	5.0	5.0
67-63-0	Isopropyl alcohol	5.0	U	5.0	5.0
75-15-0	Carbon disulfide	0.50	U	0.50	0.50
107-05-1	3-Chloropropene	0.50	U	0.50	0.50
75-09-2	Methylene Chloride	0.50	U *	0.50	0.50
75-65-0	tert-Butyl alcohol	5.0	U	5.0	5.0
1634-04-4	Methyl tert-butyl ether	0.20	U	0.20	0.20
156-60-5	trans-1,2-Dichloroethene	0.20	U	0.20	0.20
110-54-3	n-Hexane	0.20	U	0.20	0.20
75-34-3	1,1-Dichloroethane	0.20	U	0.20	0.20
108-05-4	Vinyl acetate	5.0	U *	5.0	5.0
141-78-6	Ethyl acetate	5.0	U	5.0	5.0
78-93-3	Methyl Ethyl Ketone	0.50	U	0.50	0.50
156-59-2	cis-1,2-Dichloroethene	0.20	U	0.20	0.20
540-59-0	1,2-Dichloroethene, Total	0.40	U	0.40	0.40
67-66-3	Chloroform	0.20	U	0.20	0.20
109-99-9	Tetrahydrofuran	5.0	U	5.0	5.0
71-55-6	1,1,1-Trichloroethane	0.20	U	0.20	0.20
110-82-7	Cyclohexane	0.20	U	0.20	0.20
56-23-5	Carbon tetrachloride	0.20	U	0.20	0.20
540-84-1	2,2,4-Trimethylpentane	0.20	U	0.20	0.20

FORM I  
AIR - GC/MS VOA ORGANICS ANALYSIS DATA SHEET

Lab Name: TestAmerica Burlington Job No.: 200-42487-1  
 SDG No.: \_\_\_\_\_  
 Client Sample ID: 6363 Lab Sample ID: 200-42487-12  
 Matrix: Air Lab File ID: 29484\_07.D  
 Analysis Method: TO-15 Date Collected: 03/06/2018 00:00  
 Sample wt/vol: 200 (mL) Date Analyzed: 03/07/2018 16:30  
 Soil Aliquot Vol: \_\_\_\_\_ Dilution Factor: 1  
 Soil Extract Vol.: \_\_\_\_\_ GC Column: RTX-624 ID: 0.32 (mm)  
 % Moisture: \_\_\_\_\_ Level: (low/med) Low  
 Analysis Batch No.: 127123 Units: ppb v/v

CAS NO.	COMPOUND NAME	RESULT	Q	RL	RL
71-43-2	Benzene	0.20	U	0.20	0.20
107-06-2	1,2-Dichloroethane	0.20	U *	0.20	0.20
142-82-5	n-Heptane	0.20	U	0.20	0.20
79-01-6	Trichloroethene	0.20	U	0.20	0.20
80-62-6	Methyl methacrylate	0.50	U	0.50	0.50
78-87-5	1,2-Dichloropropane	0.20	U	0.20	0.20
123-91-1	1,4-Dioxane	5.0	U	5.0	5.0
75-27-4	Bromodichloromethane	0.20	U	0.20	0.20
10061-01-5	cis-1,3-Dichloropropene	0.20	U	0.20	0.20
108-10-1	methyl isobutyl ketone	0.50	U *	0.50	0.50
108-88-3	Toluene	0.20	U	0.20	0.20
10061-02-6	trans-1,3-Dichloropropene	0.20	U	0.20	0.20
79-00-5	1,1,2-Trichloroethane	0.20	U	0.20	0.20
127-18-4	Tetrachloroethene	0.20	U	0.20	0.20
591-78-6	Methyl Butyl Ketone (2-Hexanone)	0.50	U *	0.50	0.50
124-48-1	Dibromochloromethane	0.20	U	0.20	0.20
106-93-4	1,2-Dibromoethane	0.20	U	0.20	0.20
108-90-7	Chlorobenzene	0.20	U	0.20	0.20
100-41-4	Ethylbenzene	0.20	U	0.20	0.20
179601-23-1	m,p-Xylene	0.50	U	0.50	0.50
95-47-6	Xylene, o-	0.20	U	0.20	0.20
1330-20-7	Xylene (total)	0.70	U	0.70	0.70
100-42-5	Styrene	0.20	U	0.20	0.20
75-25-2	Bromoform	0.20	U	0.20	0.20
98-82-8	Cumene	0.20	U	0.20	0.20
79-34-5	1,1,2,2-Tetrachloroethane	0.20	U	0.20	0.20
103-65-1	n-Propylbenzene	0.20	U	0.20	0.20
622-96-8	4-Ethyltoluene	0.20	U	0.20	0.20
108-67-8	1,3,5-Trimethylbenzene	0.20	U	0.20	0.20
95-49-8	2-Chlorotoluene	0.20	U	0.20	0.20
98-06-6	tert-Butylbenzene	0.20	U	0.20	0.20
95-63-6	1,2,4-Trimethylbenzene	0.20	U	0.20	0.20
135-98-8	sec-Butylbenzene	0.20	U	0.20	0.20
99-87-6	4-Isopropyltoluene	0.20	U	0.20	0.20
541-73-1	1,3-Dichlorobenzene	0.20	U	0.20	0.20
106-46-7	1,4-Dichlorobenzene	0.20	U	0.20	0.20

FORM I  
AIR - GC/MS VOA ORGANICS ANALYSIS DATA SHEET

Lab Name: TestAmerica Burlington Job No.: 200-42487-1  
 SDG No.: \_\_\_\_\_  
 Client Sample ID: 6363 Lab Sample ID: 200-42487-12  
 Matrix: Air Lab File ID: 29484\_07.D  
 Analysis Method: TO-15 Date Collected: 03/06/2018 00:00  
 Sample wt/vol: 200 (mL) Date Analyzed: 03/07/2018 16:30  
 Soil Aliquot Vol: \_\_\_\_\_ Dilution Factor: 1  
 Soil Extract Vol.: \_\_\_\_\_ GC Column: RTX-624 ID: 0.32 (mm)  
 % Moisture: \_\_\_\_\_ Level: (low/med) Low  
 Analysis Batch No.: 127123 Units: ppb v/v

CAS NO.	COMPOUND NAME	RESULT	Q	RL	RL
100-44-7	Benzyl chloride	0.20	U	0.20	0.20
104-51-8	n-Butylbenzene	0.20	U	0.20	0.20
95-50-1	1,2-Dichlorobenzene	0.20	U	0.20	0.20
120-82-1	1,2,4-Trichlorobenzene	0.50	U	0.50	0.50
87-68-3	Hexachlorobutadiene	0.20	U	0.20	0.20
91-20-3	Naphthalene	0.50	U	0.50	0.50

TestAmerica Burlington  
Target Compound Quantitation Report

Data File: \\ChromNA\Burlington\ChromData\CHC.i\20180307-29484.b\29484\_07.D  
 Lims ID: 200-42487-A-12  
 Client ID: 6363  
 Sample Type: Client  
 Inject. Date: 07-Mar-2018 16:30:30 ALS Bottle#: 7 Worklist Smp#: 7  
 Purge Vol: 200.000 mL Dil. Factor: 1.0000  
 Sample Info: 200-0029484-007  
 Operator ID: pad Instrument ID: CHC.i  
 Method: \\ChromNA\Burlington\ChromData\CHC.i\20180307-29484.b\TO15\_MasterMethod\_(v1)\_CHC.i.m  
 Limit Group: AI\_TO15\_ICAL  
 Last Update: 08-Mar-2018 11:00:30 Calib Date: 26-Jan-2018 01:35:30  
 Integrator: RTE ID Type: Deconvolution ID  
 Quant Method: Internal Standard Quant By: Initial Calibration  
 Last ICal File: \\ChromNA\Burlington\ChromData\CHC.i\20180125-28916.b\28916\_12.D  
 Column 1 : RTX-624 (0.32 mm) Det: MS SCAN  
 Process Host: XAWRK008

First Level Reviewer: puangmaleek

Date:

08-Mar-2018 11:05:45

Compound	Sig	RT (min.)	Adj RT (min.)	Dlt RT (min.)	Q	Response	OnCol Amt ppb v/v	Flags
1 Propene	41		2.962				ND	
2 Dichlorodifluoromethane	85		3.031				ND	
3 Chlorodifluoromethane	51		3.085				ND	
4 1,2-Dichloro-1,1,2,2-tetra	85		3.293				ND	
5 Chloromethane	50		3.426				ND	
6 Butane	43		3.624				ND	
7 Vinyl chloride	62		3.666				ND	
8 Butadiene	54		3.741				ND	
10 Bromomethane	94		4.414				ND	
11 Chloroethane	64		4.654				ND	
13 Vinyl bromide	106		5.043				ND	
14 Trichlorofluoromethane	101		5.155				ND	
17 Ethanol	45		5.732				ND	
20 1,1,2-Trichloro-1,2,2-trif	101		6.249				ND	
21 1,1-Dichloroethene	96		6.276				ND	
22 Acetone	43		6.500				ND	
23 Carbon disulfide	76		6.655				ND	
24 Isopropyl alcohol	45		6.821				ND	
25 3-Chloro-1-propene	41		7.071				ND	
27 Methylene Chloride	49		7.370				ND	
28 2-Methyl-2-propanol	59		7.600				ND	
29 Methyl tert-butyl ether	73		7.781				ND	
31 trans-1,2-Dichloroethene	61		7.819				ND	
33 Hexane	57		8.224				ND	
34 1,1-Dichloroethane	63		8.688				ND	
35 Vinyl acetate	43		8.779				ND	
37 cis-1,2-Dichloroethene	96		9.809				ND	
38 2-Butanone (MEK)	72		9.852				ND	
39 Ethyl acetate	88		9.916				ND	
S 30 1,2-Dichloroethene, Total	61		10.200				ND	
41 Tetrahydrofuran	42		10.273				ND	
* 40 Chlorobromomethane	128	10.268	10.273	-0.005	90	206164	10.0	

Compound	Sig	RT (min.)	Adj RT (min.)	Dlt RT (min.)	Q	Response	OnCol Amt ppb v/v	Flags
42 Chloroform	83		10.418				ND	
43 Cyclohexane	84		10.668				ND	
44 1,1,1-Trichloroethane	97		10.684				ND	
45 Carbon tetrachloride	117		10.941				ND	
46 Isooctane	57		11.394				ND	
47 Benzene	78		11.400				ND	
48 1,2-Dichloroethane	62		11.581				ND	
49 n-Heptane	43		11.794				ND	
* 50 1,4-Difluorobenzene	114	12.259	12.259	0.000	98	1093779	10.0	
53 Trichloroethene	95		12.728				ND	
54 1,2-Dichloropropane	63		13.278				ND	
55 Methyl methacrylate	69		13.465				ND	
56 1,4-Dioxane	88		13.508				ND	
57 Dibromomethane	174		13.540				ND	
58 Dichlorobromomethane	83		13.855				ND	
60 cis-1,3-Dichloropropene	75		14.805				ND	
61 4-Methyl-2-pentanone (MIBK)	43		15.082				ND	
65 Toluene	92		15.397				ND	
66 trans-1,3-Dichloropropene	75		16.000				ND	
67 1,1,2-Trichloroethane	83		16.368				ND	
68 Tetrachloroethene	166		16.491				ND	
69 2-Hexanone	43		16.817				ND	
71 Chlorodibromomethane	129		17.137				ND	
72 Ethylene Dibromide	107		17.393				ND	
* 74 Chlorobenzene-d5	117	18.300	18.300	0.000	97	1094856	10.0	
75 Chlorobenzene	112		18.359				ND	
76 Ethylbenzene	91		18.519				ND	U
78 m-Xylene & p-Xylene	106		18.770				ND	
79 o-Xylene	106		19.608				ND	
80 Styrene	104		19.656				ND	
81 Bromoform	173		20.088				ND	
S 73 Xylenes, Total	106		20.100				ND	
82 Isopropylbenzene	105		20.312				ND	
84 1,1,2,2-Tetrachloroethane	83		20.979				ND	
85 N-Propylbenzene	91		21.049				ND	
89 2-Chlorotoluene	91		21.246				ND	
88 4-Ethyltoluene	105		21.246				ND	
90 1,3,5-Trimethylbenzene	105		21.353				ND	
92 tert-Butylbenzene	119		21.849				ND	
93 1,2,4-Trimethylbenzene	105		21.945				ND	
94 sec-Butylbenzene	105		22.180				ND	
95 4-Isopropyltoluene	119		22.383				ND	
96 1,3-Dichlorobenzene	146		22.410				ND	
97 1,4-Dichlorobenzene	146		22.548				ND	
98 Benzyl chloride	91		22.740				ND	
100 n-Butylbenzene	91		22.954				ND	
101 1,2-Dichlorobenzene	146		23.066				ND	
103 1,2,4-Trichlorobenzene	180		25.489				ND	
104 Hexachlorobutadiene	225		25.681				ND	
105 Naphthalene	128		25.943				ND	

[QC Flag Legend](#)

Review Flags

U - Marked Undetected

[Reagents:](#)

ATTO15CISs\_00010

Amount Added: 20.00

Units: mL

Run Reagent

- 1
- 2
- 3
- 4
- 5
- 6
- 7
- 8
- 9
- 10
- 11
- 12
- 13
- 14
- 15



TestAmerica Burlington

Data File: \\ChromNA\Burlington\ChromData\CHC.i\20180307-29484.b\29484\_07.D

Injection Date: 07-Mar-2018 16:30:30

Instrument ID: CHC.i

Operator ID: pad

Lims ID: 200-42487-A-12

Lab Sample ID: 200-42487-12

Worklist Smp#: 7

Client ID: 6363

Purge Vol: 200.000 mL

Dil. Factor: 1.0000

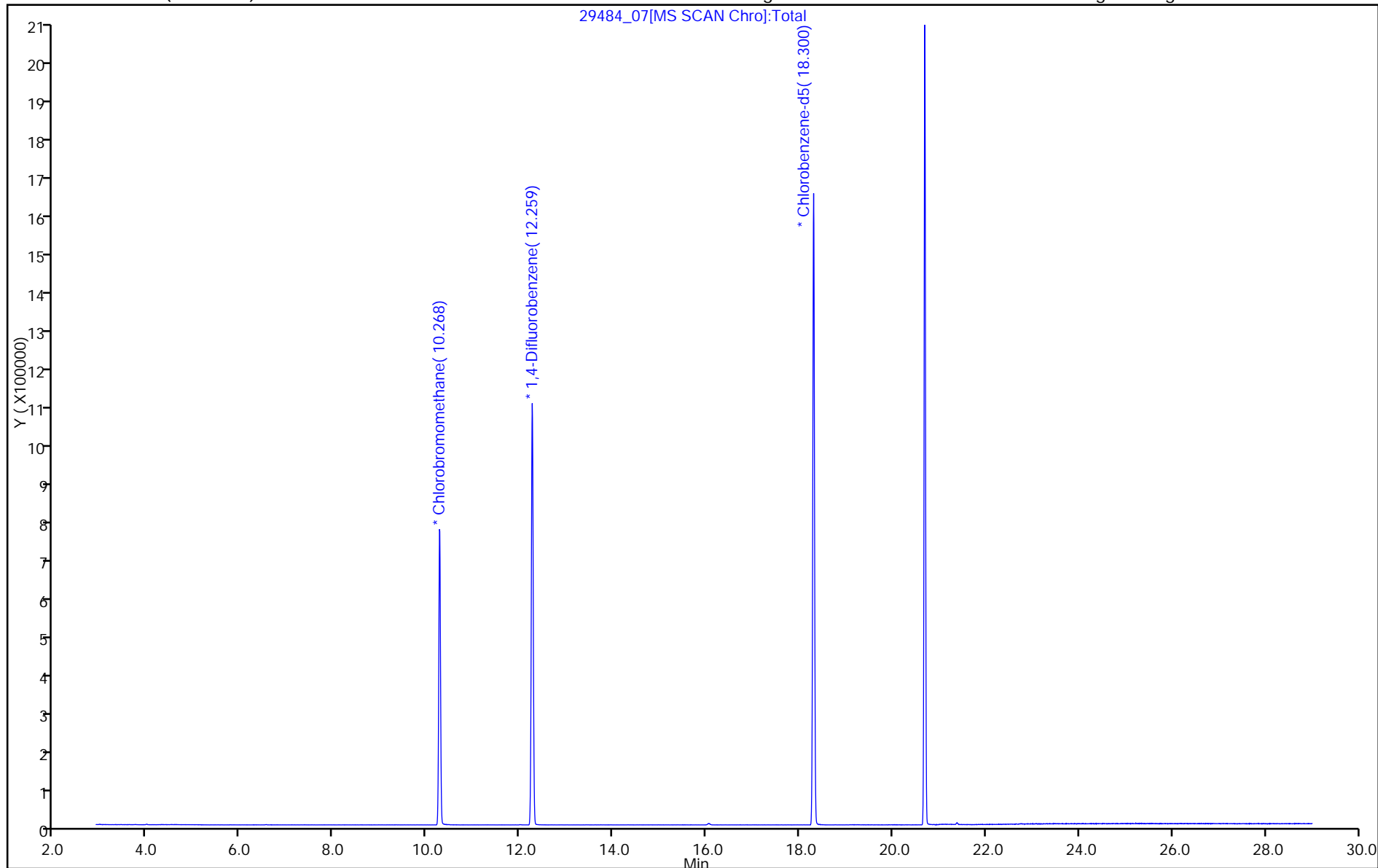
ALS Bottle#: 7

Method: TO15\_MasterMethod\_(v1)\_CHC.i

Limit Group: AI\_TO15\_ICAL

Column: RTX-624 (0.32 mm)

Y Scaling: Method Defined: Scale to the Nth Largest Target: 1

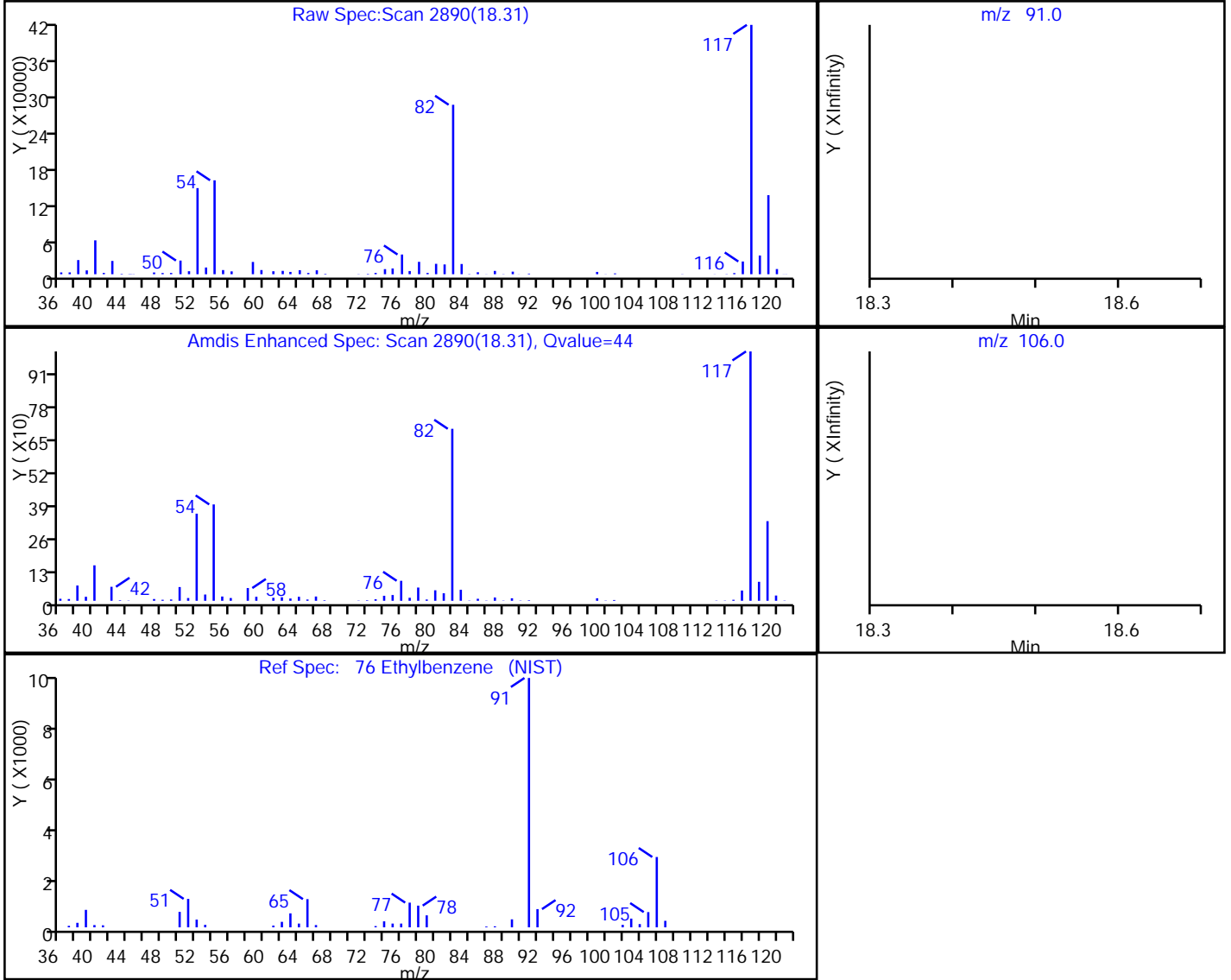


TestAmerica Burlington

Data File: \\ChromNA\Burlington\ChromData\CHC.i\20180307-29484.b\29484\_07.D  
 Injection Date: 07-Mar-2018 16:30:30 Instrument ID: CHC.i  
 Lims ID: 200-42487-A-12 Lab Sample ID: 200-42487-12  
 Client ID: 6363  
 Operator ID: pad ALS Bottle#: 7 Worklist Smp#: 7  
 Purge Vol: 200.000 mL Dil. Factor: 1.0000  
 Method: TO15\_MasterMethod\_(v1)\_CHC.i Limit Group: AI\_TO15\_ICAL  
 Column: RTX-624 (0.32 mm) Detector: MS SCAN

76 Ethylbenzene, CAS: 100-41-4

Processing Results



RT	Mass	Response	Amount
18.31	91.00	1662	0.019694
18.52	106.00	0	

Reviewer: puangmaleek, 08-Mar-2018 11:05:45

Audit Action: Marked Compound Undetected

Audit Reason: Invalid Compound ID

FORM I  
AIR - GC/MS VOA ORGANICS ANALYSIS DATA SHEET

Lab Name: TestAmerica Burlington Job No.: 200-42491-1  
 SDG No.: \_\_\_\_\_  
 Client Sample ID: 5053 Lab Sample ID: 200-42491-6  
 Matrix: Air Lab File ID: 29484\_09.D  
 Analysis Method: TO-15 Date Collected: 03/06/2018 00:00  
 Sample wt/vol: 1000 (mL) Date Analyzed: 03/07/2018 18:28  
 Soil Aliquot Vol: \_\_\_\_\_ Dilution Factor: 0.2  
 Soil Extract Vol.: \_\_\_\_\_ GC Column: RTX-624 ID: 0.32 (mm)  
 % Moisture: \_\_\_\_\_ Level: (low/med) Low  
 Analysis Batch No.: 127123 Units: ppb v/v

CAS NO.	COMPOUND NAME	RESULT	Q	RL	RL
115-07-1	Propylene	1.0	U	1.0	1.0
75-71-8	Dichlorodifluoromethane	0.10	U *	0.10	0.10
75-45-6	Freon 22	0.10	U	0.10	0.10
76-14-2	1,2-Dichlorotetrafluoroethane	0.040	U	0.040	0.040
74-87-3	Chloromethane	0.10	U	0.10	0.10
106-97-8	n-Butane	0.10	U	0.10	0.10
75-01-4	Vinyl chloride	0.040	U	0.040	0.040
106-99-0	1,3-Butadiene	0.040	U	0.040	0.040
74-83-9	Bromomethane	0.040	U	0.040	0.040
75-00-3	Chloroethane	0.10	U	0.10	0.10
593-60-2	Bromoethene (Vinyl Bromide)	0.040	U	0.040	0.040
75-69-4	Trichlorofluoromethane	0.040	U	0.040	0.040
64-17-5	Ethanol	1.0	U	1.0	1.0
76-13-1	Freon TF	0.040	U	0.040	0.040
75-35-4	1,1-Dichloroethene	0.040	U	0.040	0.040
67-64-1	Acetone	1.0	U *	1.0	1.0
67-63-0	Isopropyl alcohol	1.0	U	1.0	1.0
75-15-0	Carbon disulfide	0.10	U	0.10	0.10
107-05-1	3-Chloropropene	0.10	U	0.10	0.10
75-09-2	Methylene Chloride	0.10	U *	0.10	0.10
75-65-0	tert-Butyl alcohol	1.0	U	1.0	1.0
1634-04-4	Methyl tert-butyl ether	0.040	U	0.040	0.040
156-60-5	trans-1,2-Dichloroethene	0.040	U	0.040	0.040
110-54-3	n-Hexane	0.040	U	0.040	0.040
75-34-3	1,1-Dichloroethane	0.040	U	0.040	0.040
108-05-4	Vinyl acetate	1.0	U *	1.0	1.0
141-78-6	Ethyl acetate	1.0	U	1.0	1.0
78-93-3	Methyl Ethyl Ketone	0.10	U	0.10	0.10
156-59-2	cis-1,2-Dichloroethene	0.040	U	0.040	0.040
540-59-0	1,2-Dichloroethene, Total	0.080	U	0.080	0.080
67-66-3	Chloroform	0.040	U	0.040	0.040
109-99-9	Tetrahydrofuran	1.0	U	1.0	1.0
71-55-6	1,1,1-Trichloroethane	0.040	U	0.040	0.040
110-82-7	Cyclohexane	0.040	U	0.040	0.040
56-23-5	Carbon tetrachloride	0.040	U	0.040	0.040
540-84-1	2,2,4-Trimethylpentane	0.040	U	0.040	0.040

FORM I  
AIR - GC/MS VOA ORGANICS ANALYSIS DATA SHEET

Lab Name: TestAmerica Burlington Job No.: 200-42491-1  
 SDG No.: \_\_\_\_\_  
 Client Sample ID: 5053 Lab Sample ID: 200-42491-6  
 Matrix: Air Lab File ID: 29484\_09.D  
 Analysis Method: TO-15 Date Collected: 03/06/2018 00:00  
 Sample wt/vol: 1000 (mL) Date Analyzed: 03/07/2018 18:28  
 Soil Aliquot Vol: \_\_\_\_\_ Dilution Factor: 0.2  
 Soil Extract Vol.: \_\_\_\_\_ GC Column: RTX-624 ID: 0.32 (mm)  
 % Moisture: \_\_\_\_\_ Level: (low/med) Low  
 Analysis Batch No.: 127123 Units: ppb v/v

CAS NO.	COMPOUND NAME	RESULT	Q	RL	RL
71-43-2	Benzene	0.040	U	0.040	0.040
107-06-2	1,2-Dichloroethane	0.040	U *	0.040	0.040
142-82-5	n-Heptane	0.040	U	0.040	0.040
79-01-6	Trichloroethene	0.040	U	0.040	0.040
80-62-6	Methyl methacrylate	0.10	U	0.10	0.10
78-87-5	1,2-Dichloropropane	0.040	U	0.040	0.040
123-91-1	1,4-Dioxane	1.0	U	1.0	1.0
75-27-4	Bromodichloromethane	0.040	U	0.040	0.040
10061-01-5	cis-1,3-Dichloropropene	0.040	U	0.040	0.040
108-10-1	methyl isobutyl ketone	0.10	U *	0.10	0.10
108-88-3	Toluene	0.040	U	0.040	0.040
10061-02-6	trans-1,3-Dichloropropene	0.040	U	0.040	0.040
79-00-5	1,1,2-Trichloroethane	0.040	U	0.040	0.040
127-18-4	Tetrachloroethene	0.040	U	0.040	0.040
591-78-6	Methyl Butyl Ketone (2-Hexanone)	0.10	U *	0.10	0.10
124-48-1	Dibromochloromethane	0.040	U	0.040	0.040
106-93-4	1,2-Dibromoethane	0.040	U	0.040	0.040
108-90-7	Chlorobenzene	0.040	U	0.040	0.040
100-41-4	Ethylbenzene	0.040	U	0.040	0.040
179601-23-1	m,p-Xylene	0.10	U	0.10	0.10
95-47-6	Xylene, o-	0.040	U	0.040	0.040
1330-20-7	Xylene (total)	0.14	U	0.14	0.14
100-42-5	Styrene	0.040	U	0.040	0.040
75-25-2	Bromoform	0.040	U	0.040	0.040
98-82-8	Cumene	0.040	U	0.040	0.040
79-34-5	1,1,2,2-Tetrachloroethane	0.040	U	0.040	0.040
103-65-1	n-Propylbenzene	0.040	U	0.040	0.040
622-96-8	4-Ethyltoluene	0.040	U	0.040	0.040
108-67-8	1,3,5-Trimethylbenzene	0.040	U	0.040	0.040
95-49-8	2-Chlorotoluene	0.040	U	0.040	0.040
98-06-6	tert-Butylbenzene	0.040	U	0.040	0.040
95-63-6	1,2,4-Trimethylbenzene	0.040	U	0.040	0.040
135-98-8	sec-Butylbenzene	0.040	U	0.040	0.040
99-87-6	4-Isopropyltoluene	0.040	U	0.040	0.040
541-73-1	1,3-Dichlorobenzene	0.040	U	0.040	0.040
106-46-7	1,4-Dichlorobenzene	0.040	U	0.040	0.040

FORM I  
AIR - GC/MS VOA ORGANICS ANALYSIS DATA SHEET

Lab Name: TestAmerica Burlington Job No.: 200-42491-1  
 SDG No.: \_\_\_\_\_  
 Client Sample ID: 5053 Lab Sample ID: 200-42491-6  
 Matrix: Air Lab File ID: 29484\_09.D  
 Analysis Method: TO-15 Date Collected: 03/06/2018 00:00  
 Sample wt/vol: 1000 (mL) Date Analyzed: 03/07/2018 18:28  
 Soil Aliquot Vol: \_\_\_\_\_ Dilution Factor: 0.2  
 Soil Extract Vol.: \_\_\_\_\_ GC Column: RTX-624 ID: 0.32 (mm)  
 % Moisture: \_\_\_\_\_ Level: (low/med) Low  
 Analysis Batch No.: 127123 Units: ppb v/v

CAS NO.	COMPOUND NAME	RESULT	Q	RL	RL
100-44-7	Benzyl chloride	0.040	U	0.040	0.040
104-51-8	n-Butylbenzene	0.040	U	0.040	0.040
95-50-1	1,2-Dichlorobenzene	0.040	U	0.040	0.040
120-82-1	1,2,4-Trichlorobenzene	0.10	U	0.10	0.10
87-68-3	Hexachlorobutadiene	0.040	U	0.040	0.040
91-20-3	Naphthalene	0.10	U	0.10	0.10

TestAmerica Burlington  
Target Compound Quantitation Report

Data File: \\ChromNA\Burlington\ChromData\CHC.i\20180307-29484.b\29484\_09.D  
 Lims ID: 200-42491-A-6  
 Client ID: 5053  
 Sample Type: Client  
 Inject. Date: 07-Mar-2018 18:28:30 ALS Bottle#: 9 Worklist Smp#: 9  
 Purge Vol: 200.000 mL Dil. Factor: 0.2000  
 Sample Info: 200-0029484-009  
 Operator ID: pad Instrument ID: CHC.i  
 Method: \\ChromNA\Burlington\ChromData\CHC.i\20180307-29484.b\TO15\_MasterMethod\_(v1)\_CHC.i.m  
 Limit Group: AI\_TO15\_ICAL  
 Last Update: 08-Mar-2018 11:24:05 Calib Date: 26-Jan-2018 01:35:30  
 Integrator: RTE ID Type: Deconvolution ID  
 Quant Method: Internal Standard Quant By: Initial Calibration  
 Last ICal File: \\ChromNA\Burlington\ChromData\CHC.i\20180125-28916.b\28916\_12.D  
 Column 1 : RTX-624 (0.32 mm) Det: MS SCAN  
 Process Host: XAWRK008

First Level Reviewer: puangmaleek

Date:

08-Mar-2018 11:24:05

Compound	Sig	RT (min.)	Adj RT (min.)	Dlt RT (min.)	Q	Response	OnCol Amt ppb v/v	Flags
1 Propene	41		2.962				ND	
2 Dichlorodifluoromethane	85		3.031				ND	
3 Chlorodifluoromethane	51		3.085				ND	
4 1,2-Dichloro-1,1,2,2-tetra	85		3.293				ND	
5 Chloromethane	50		3.426				ND	
6 Butane	43		3.624				ND	
7 Vinyl chloride	62		3.666				ND	
8 Butadiene	54		3.741				ND	
10 Bromomethane	94		4.414				ND	
11 Chloroethane	64		4.654				ND	
13 Vinyl bromide	106		5.043				ND	
14 Trichlorofluoromethane	101		5.155				ND	
17 Ethanol	45		5.732				ND	
20 1,1,2-Trichloro-1,2,2-trif	101		6.249				ND	
21 1,1-Dichloroethene	96		6.276				ND	
22 Acetone	43		6.500				ND	
23 Carbon disulfide	76	6.655	6.652	0.000	94	760	0.0205	
24 Isopropyl alcohol	45		6.821				ND	
25 3-Chloro-1-propene	41		7.071				ND	
27 Methylene Chloride	49		7.370				ND	
28 2-Methyl-2-propanol	59		7.600				ND	
29 Methyl tert-butyl ether	73		7.781				ND	
31 trans-1,2-Dichloroethene	61		7.819				ND	
33 Hexane	57		8.224				ND	
34 1,1-Dichloroethane	63		8.688				ND	
35 Vinyl acetate	43		8.779				ND	
37 cis-1,2-Dichloroethene	96		9.809				ND	
38 2-Butanone (MEK)	72		9.852				ND	
39 Ethyl acetate	88		9.916				ND	
S 30 1,2-Dichloroethene, Total	61		10.200				ND	
41 Tetrahydrofuran	42		10.273				ND	
* 40 Chlorobromomethane	128	10.274	10.273	0.001	90	208359	10.0	

Compound	Sig	RT (min.)	Adj RT (min.)	Dlt RT (min.)	Q	Response	OnCol Amt ppb v/v	Flags
42 Chloroform	83		10.418				ND	
43 Cyclohexane	84		10.668				ND	
44 1,1,1-Trichloroethane	97		10.684				ND	
45 Carbon tetrachloride	117		10.941				ND	
46 Isooctane	57		11.394				ND	
47 Benzene	78		11.400				ND	
48 1,2-Dichloroethane	62		11.581				ND	
49 n-Heptane	43		11.794				ND	
* 50 1,4-Difluorobenzene	114	12.259	12.259	0.000	98	1098185	10.0	
53 Trichloroethene	95		12.728				ND	
54 1,2-Dichloropropane	63		13.278				ND	
55 Methyl methacrylate	69		13.465				ND	
56 1,4-Dioxane	88		13.508				ND	
57 Dibromomethane	174		13.540				ND	
58 Dichlorobromomethane	83		13.855				ND	
60 cis-1,3-Dichloropropene	75		14.805				ND	
61 4-Methyl-2-pentanone (MIBK)	43		15.082				ND	
65 Toluene	92		15.397				ND	
66 trans-1,3-Dichloropropene	75		16.000				ND	
67 1,1,2-Trichloroethane	83		16.368				ND	
68 Tetrachloroethene	166		16.491				ND	
69 2-Hexanone	43		16.817				ND	
71 Chlorodibromomethane	129		17.137				ND	
72 Ethylene Dibromide	107		17.393				ND	
* 74 Chlorobenzene-d5	117	18.300	18.300	0.000	96	1108019	10.0	
75 Chlorobenzene	112		18.359				ND	
76 Ethylbenzene	91		18.519				ND	U
78 m-Xylene & p-Xylene	106		18.770				ND	
79 o-Xylene	106		19.608				ND	
80 Styrene	104		19.656				ND	
81 Bromoform	173		20.088				ND	
S 73 Xylenes, Total	106		20.100				ND	
82 Isopropylbenzene	105		20.312				ND	
84 1,1,2,2-Tetrachloroethane	83		20.979				ND	
85 N-Propylbenzene	91		21.049				ND	
89 2-Chlorotoluene	91		21.246				ND	
88 4-Ethyltoluene	105		21.246				ND	
90 1,3,5-Trimethylbenzene	105		21.353				ND	
92 tert-Butylbenzene	119		21.849				ND	
93 1,2,4-Trimethylbenzene	105		21.945				ND	
94 sec-Butylbenzene	105		22.180				ND	
95 4-Isopropyltoluene	119		22.383				ND	
96 1,3-Dichlorobenzene	146		22.410				ND	
97 1,4-Dichlorobenzene	146		22.548				ND	
98 Benzyl chloride	91		22.740				ND	
100 n-Butylbenzene	91		22.954				ND	
101 1,2-Dichlorobenzene	146		23.066				ND	
103 1,2,4-Trichlorobenzene	180		25.489				ND	
104 Hexachlorobutadiene	225		25.681				ND	
105 Naphthalene	128		25.943				ND	

[QC Flag Legend](#)

Review Flags

U - Marked Undetected

[Reagents:](#)

ATTO15CISs\_00010

Amount Added: 20.00

Units: mL

Run Reagent

- 1
- 2
- 3
- 4
- 5
- 6
- 7
- 8
- 9
- 10
- 11
- 12
- 13
- 14
- 15



TestAmerica Burlington

Data File: \\ChromNA\Burlington\ChromData\CHC.i\20180307-29484.b\29484\_09.D

Injection Date: 07-Mar-2018 18:28:30

Instrument ID: CHC.i

Operator ID: pad

Lims ID: 200-42491-A-6

Lab Sample ID: 200-42491-6

Worklist Smp#: 9

Client ID: 5053

Purge Vol: 200.000 mL

Dil. Factor: 0.2000

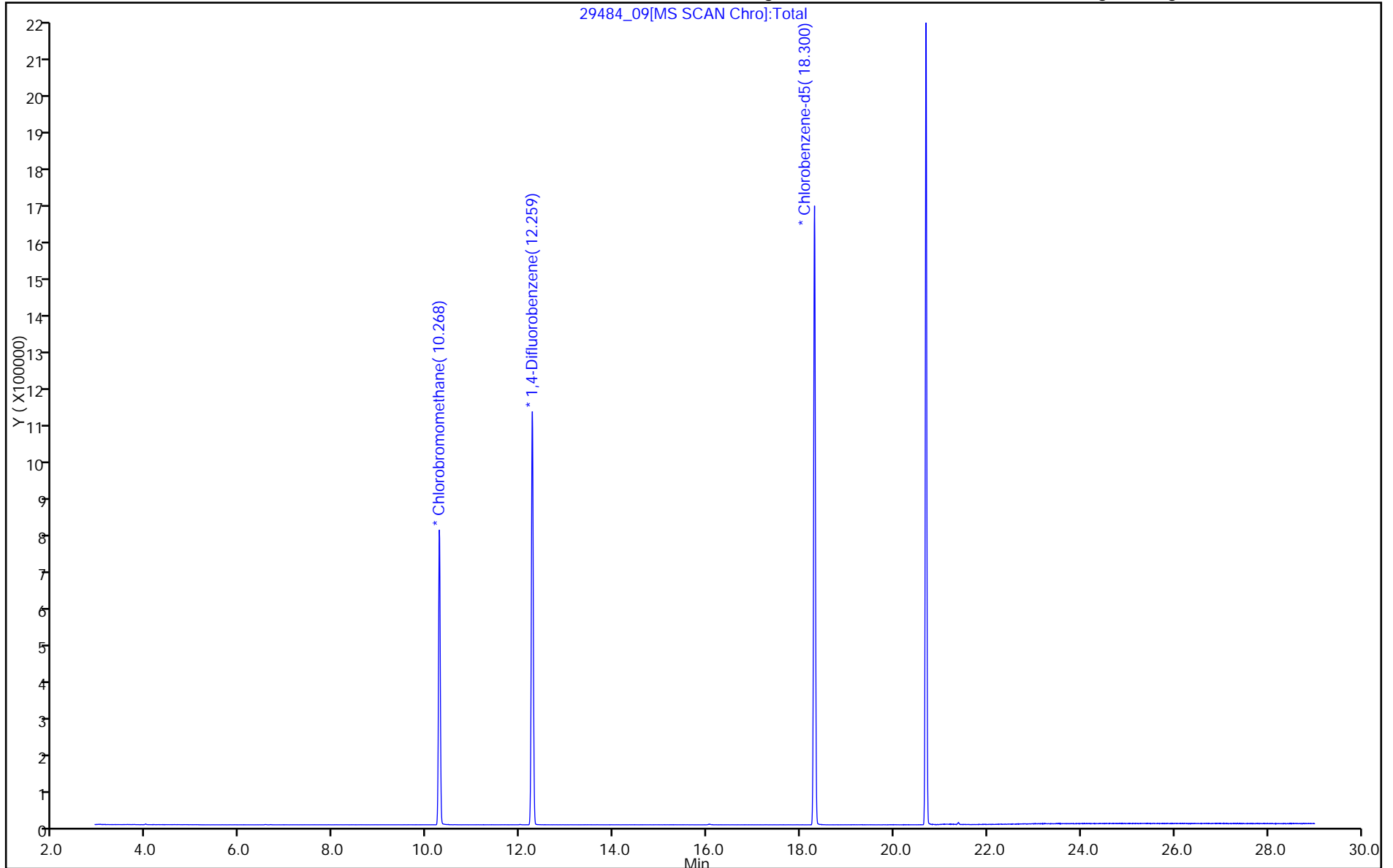
ALS Bottle#: 9

Method: TO15\_MasterMethod\_(v1)\_CHC.i

Limit Group: AI\_TO15\_ICAL

Column: RTX-624 ( 0.32 mm)

Y Scaling: Method Defined: Scale to the Nth Largest Target: 1

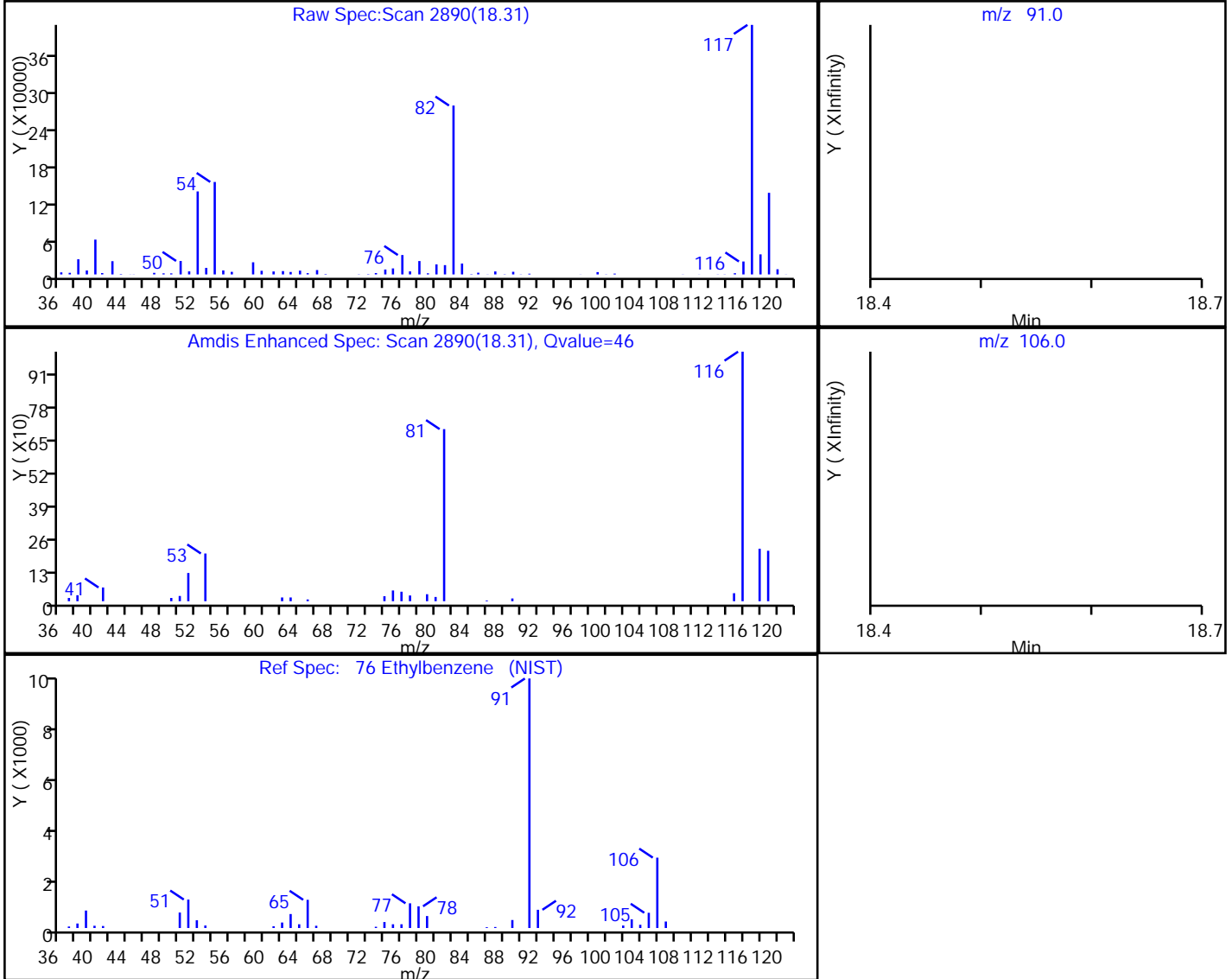


TestAmerica Burlington

Data File: \\ChromNA\Burlington\ChromData\CHC.i\20180307-29484.b\29484\_09.D  
Injection Date: 07-Mar-2018 18:28:30 Instrument ID: CHC.i  
Lims ID: 200-42491-A-6 Lab Sample ID: 200-42491-6  
Client ID: 5053  
Operator ID: pad ALS Bottle#: 9 Worklist Smp#: 9  
Purge Vol: 200.000 mL Dil. Factor: 0.2000  
Method: TO15\_MasterMethod\_(v1)\_CHC.i Limit Group: AI\_TO15\_ICAL  
Column: RTX-624 (0.32 mm) Detector: MS SCAN

76 Ethylbenzene, CAS: 100-41-4

Processing Results



RT	Mass	Response	Amount
18.31	91.00	1509	0.017668
18.52	106.00	0	

Reviewer: puangmaleek, 08-Mar-2018 11:24:05

Audit Action: Marked Compound Undetected

Audit Reason: Invalid Compound ID

FORM I  
AIR - GC/MS VOA ORGANICS ANALYSIS DATA SHEET

Lab Name: TestAmerica Burlington Job No.: 200-42508-1  
 SDG No.: \_\_\_\_\_  
 Client Sample ID: 6310 Lab Sample ID: 200-42508-1  
 Matrix: Air Lab File ID: 29503\_08.D  
 Analysis Method: TO-15 Date Collected: 03/07/2018 00:00  
 Sample wt/vol: 1000 (mL) Date Analyzed: 03/08/2018 17:03  
 Soil Aliquot Vol: \_\_\_\_\_ Dilution Factor: 0.2  
 Soil Extract Vol.: \_\_\_\_\_ GC Column: RTX-624 ID: 0.32 (mm)  
 % Moisture: \_\_\_\_\_ Level: (low/med) Low  
 Analysis Batch No.: 127174 Units: ppb v/v

CAS NO.	COMPOUND NAME	RESULT	Q	RL	RL
115-07-1	Propylene	1.0	U	1.0	1.0
75-71-8	Dichlorodifluoromethane	0.10	U *	0.10	0.10
75-45-6	Freon 22	0.10	U	0.10	0.10
76-14-2	1,2-Dichlorotetrafluoroethane	0.040	U	0.040	0.040
74-87-3	Chloromethane	0.10	U	0.10	0.10
106-97-8	n-Butane	0.10	U	0.10	0.10
75-01-4	Vinyl chloride	0.040	U	0.040	0.040
106-99-0	1,3-Butadiene	0.040	U	0.040	0.040
74-83-9	Bromomethane	0.040	U	0.040	0.040
75-00-3	Chloroethane	0.10	U	0.10	0.10
593-60-2	Bromoethene (Vinyl Bromide)	0.040	U	0.040	0.040
75-69-4	Trichlorofluoromethane	0.040	U	0.040	0.040
64-17-5	Ethanol	1.0	U	1.0	1.0
76-13-1	Freon TF	0.040	U	0.040	0.040
75-35-4	1,1-Dichloroethene	0.040	U	0.040	0.040
67-64-1	Acetone	1.0	U *	1.0	1.0
67-63-0	Isopropyl alcohol	1.0	U	1.0	1.0
75-15-0	Carbon disulfide	0.10	U	0.10	0.10
107-05-1	3-Chloropropene	0.10	U	0.10	0.10
75-09-2	Methylene Chloride	0.10	U *	0.10	0.10
75-65-0	tert-Butyl alcohol	1.0	U *	1.0	1.0
1634-04-4	Methyl tert-butyl ether	0.040	U	0.040	0.040
156-60-5	trans-1,2-Dichloroethene	0.040	U	0.040	0.040
110-54-3	n-Hexane	0.040	U	0.040	0.040
75-34-3	1,1-Dichloroethane	0.040	U	0.040	0.040
108-05-4	Vinyl acetate	1.0	U *	1.0	1.0
141-78-6	Ethyl acetate	1.0	U	1.0	1.0
78-93-3	Methyl Ethyl Ketone	0.10	U	0.10	0.10
156-59-2	cis-1,2-Dichloroethene	0.040	U	0.040	0.040
540-59-0	1,2-Dichloroethene, Total	0.080	U	0.080	0.080
67-66-3	Chloroform	0.040	U	0.040	0.040
109-99-9	Tetrahydrofuran	1.0	U	1.0	1.0
71-55-6	1,1,1-Trichloroethane	0.040	U	0.040	0.040
110-82-7	Cyclohexane	0.040	U	0.040	0.040
56-23-5	Carbon tetrachloride	0.040	U	0.040	0.040
540-84-1	2,2,4-Trimethylpentane	0.040	U	0.040	0.040

FORM I  
AIR - GC/MS VOA ORGANICS ANALYSIS DATA SHEET

Lab Name: TestAmerica Burlington Job No.: 200-42508-1  
 SDG No.: \_\_\_\_\_  
 Client Sample ID: 6310 Lab Sample ID: 200-42508-1  
 Matrix: Air Lab File ID: 29503\_08.D  
 Analysis Method: TO-15 Date Collected: 03/07/2018 00:00  
 Sample wt/vol: 1000 (mL) Date Analyzed: 03/08/2018 17:03  
 Soil Aliquot Vol: \_\_\_\_\_ Dilution Factor: 0.2  
 Soil Extract Vol.: \_\_\_\_\_ GC Column: RTX-624 ID: 0.32 (mm)  
 % Moisture: \_\_\_\_\_ Level: (low/med) Low  
 Analysis Batch No.: 127174 Units: ppb v/v

CAS NO.	COMPOUND NAME	RESULT	Q	RL	RL
71-43-2	Benzene	0.040	U	0.040	0.040
107-06-2	1,2-Dichloroethane	0.040	U *	0.040	0.040
142-82-5	n-Heptane	0.040	U	0.040	0.040
79-01-6	Trichloroethene	0.040	U	0.040	0.040
80-62-6	Methyl methacrylate	0.10	U	0.10	0.10
78-87-5	1,2-Dichloropropane	0.040	U	0.040	0.040
123-91-1	1,4-Dioxane	1.0	U	1.0	1.0
75-27-4	Bromodichloromethane	0.040	U	0.040	0.040
10061-01-5	cis-1,3-Dichloropropene	0.040	U	0.040	0.040
108-10-1	methyl isobutyl ketone	0.10	U *	0.10	0.10
108-88-3	Toluene	0.040	U	0.040	0.040
10061-02-6	trans-1,3-Dichloropropene	0.040	U	0.040	0.040
79-00-5	1,1,2-Trichloroethane	0.040	U	0.040	0.040
127-18-4	Tetrachloroethene	0.040	U	0.040	0.040
591-78-6	Methyl Butyl Ketone (2-Hexanone)	0.10	U *	0.10	0.10
124-48-1	Dibromochloromethane	0.040	U	0.040	0.040
106-93-4	1,2-Dibromoethane	0.040	U	0.040	0.040
108-90-7	Chlorobenzene	0.040	U	0.040	0.040
100-41-4	Ethylbenzene	0.040	U	0.040	0.040
179601-23-1	m,p-Xylene	0.10	U	0.10	0.10
95-47-6	Xylene, o-	0.040	U	0.040	0.040
1330-20-7	Xylene (total)	0.14	U	0.14	0.14
100-42-5	Styrene	0.040	U	0.040	0.040
75-25-2	Bromoform	0.040	U	0.040	0.040
98-82-8	Cumene	0.040	U	0.040	0.040
79-34-5	1,1,2,2-Tetrachloroethane	0.040	U	0.040	0.040
103-65-1	n-Propylbenzene	0.040	U	0.040	0.040
622-96-8	4-Ethyltoluene	0.040	U	0.040	0.040
108-67-8	1,3,5-Trimethylbenzene	0.040	U	0.040	0.040
95-49-8	2-Chlorotoluene	0.040	U	0.040	0.040
98-06-6	tert-Butylbenzene	0.040	U	0.040	0.040
95-63-6	1,2,4-Trimethylbenzene	0.040	U	0.040	0.040
135-98-8	sec-Butylbenzene	0.040	U	0.040	0.040
99-87-6	4-Isopropyltoluene	0.040	U	0.040	0.040
541-73-1	1,3-Dichlorobenzene	0.040	U	0.040	0.040
106-46-7	1,4-Dichlorobenzene	0.040	U	0.040	0.040

FORM I  
AIR - GC/MS VOA ORGANICS ANALYSIS DATA SHEET

Lab Name: TestAmerica Burlington Job No.: 200-42508-1  
 SDG No.: \_\_\_\_\_  
 Client Sample ID: 6310 Lab Sample ID: 200-42508-1  
 Matrix: Air Lab File ID: 29503\_08.D  
 Analysis Method: TO-15 Date Collected: 03/07/2018 00:00  
 Sample wt/vol: 1000 (mL) Date Analyzed: 03/08/2018 17:03  
 Soil Aliquot Vol: \_\_\_\_\_ Dilution Factor: 0.2  
 Soil Extract Vol.: \_\_\_\_\_ GC Column: RTX-624 ID: 0.32 (mm)  
 % Moisture: \_\_\_\_\_ Level: (low/med) Low  
 Analysis Batch No.: 127174 Units: ppb v/v

CAS NO.	COMPOUND NAME	RESULT	Q	RL	RL
100-44-7	Benzyl chloride	0.040	U	0.040	0.040
104-51-8	n-Butylbenzene	0.040	U	0.040	0.040
95-50-1	1,2-Dichlorobenzene	0.040	U	0.040	0.040
120-82-1	1,2,4-Trichlorobenzene	0.10	U	0.10	0.10
87-68-3	Hexachlorobutadiene	0.040	U	0.040	0.040
91-20-3	Naphthalene	0.10	U	0.10	0.10

TestAmerica Burlington  
Target Compound Quantitation Report

Data File: \\ChromNA\Burlington\ChromData\CHC.i\20180308-29503.b\29503\_08.D  
 Lims ID: 200-42508-A-1  
 Client ID: 6310  
 Sample Type: Client  
 Inject. Date: 08-Mar-2018 17:03:30 ALS Bottle#: 8 Worklist Smp#: 8  
 Purge Vol: 200.000 mL Dil. Factor: 0.2000  
 Sample Info: 200-0029503-008  
 Operator ID: pad Instrument ID: CHC.i  
 Method: \\ChromNA\Burlington\ChromData\CHC.i\20180308-29503.b\TO15\_MasterMethod\_(v1)\_CHC.i.m  
 Limit Group: AI\_TO15\_ICAL  
 Last Update: 09-Mar-2018 13:45:01 Calib Date: 26-Jan-2018 01:35:30  
 Integrator: RTE ID Type: Deconvolution ID  
 Quant Method: Internal Standard Quant By: Initial Calibration  
 Last ICal File: \\ChromNA\Burlington\ChromData\CHC.i\20180125-28916.b\28916\_12.D  
 Column 1 : RTX-624 (0.32 mm) Det: MS SCAN  
 Process Host: XAWRK012

First Level Reviewer: puangmaleek

Date:

09-Mar-2018 13:46:38

Compound	Sig	RT (min.)	Adj RT (min.)	Dlt RT (min.)	Q	Response	OnCol Amt ppb v/v	Flags
1 Propene	41		2.962				ND	
2 Dichlorodifluoromethane	85		3.031				ND	
3 Chlorodifluoromethane	51		3.079				ND	
4 1,2-Dichloro-1,1,2,2-tetra	85		3.293				ND	
5 Chloromethane	50		3.421				ND	
6 Butane	43		3.624				ND	
7 Vinyl chloride	62		3.666				ND	
8 Butadiene	54		3.741				ND	
10 Bromomethane	94		4.414				ND	
11 Chloroethane	64		4.654				ND	
13 Vinyl bromide	106		5.043				ND	
14 Trichlorofluoromethane	101		5.150				ND	
17 Ethanol	45		5.732				ND	
20 1,1,2-Trichloro-1,2,2-trif	101		6.244				ND	
21 1,1-Dichloroethene	96		6.276				ND	
22 Acetone	43		6.500				ND	
23 Carbon disulfide	76		6.655				ND	
24 Isopropyl alcohol	45		6.821				ND	
25 3-Chloro-1-propene	41		7.071				ND	
27 Methylene Chloride	49		7.370				ND	
28 2-Methyl-2-propanol	59		7.600				ND	
29 Methyl tert-butyl ether	73		7.776				ND	
31 trans-1,2-Dichloroethene	61		7.819				ND	
33 Hexane	57		8.219				ND	
34 1,1-Dichloroethane	63		8.688				ND	
35 Vinyl acetate	43		8.774				ND	
37 cis-1,2-Dichloroethene	96		9.809				ND	
38 2-Butanone (MEK)	72		9.847				ND	
39 Ethyl acetate	88		9.911				ND	
S 30 1,2-Dichloroethene, Total	61		10.200				ND	
41 Tetrahydrofuran	42		10.273				ND	
* 40 Chlorobromomethane	128	10.268	10.273	-0.005	90	224062	10.0	

Compound	Sig	RT (min.)	Adj RT (min.)	Dlt RT (min.)	Q	Response	OnCol Amt ppb v/v	Flags
42 Chloroform	83		10.418				ND	
43 Cyclohexane	84		10.663				ND	
44 1,1,1-Trichloroethane	97		10.684				ND	
45 Carbon tetrachloride	117		10.941				ND	
46 Isooctane	57		11.394				ND	
47 Benzene	78		11.400				ND	
48 1,2-Dichloroethane	62		11.581				ND	
49 n-Heptane	43		11.795				ND	
* 50 1,4-Difluorobenzene	114	12.259	12.259	0.000	98	1180671	10.0	
53 Trichloroethene	95		12.734				ND	
54 1,2-Dichloropropane	63		13.278				ND	
55 Methyl methacrylate	69		13.470				ND	
56 1,4-Dioxane	88		13.513				ND	
57 Dibromomethane	174		13.540				ND	
58 Dichlorobromomethane	83		13.855				ND	
60 cis-1,3-Dichloropropene	75		14.805				ND	
61 4-Methyl-2-pentanone (MIBK)	43		15.082				ND	
65 Toluene	92		15.397				ND	
66 trans-1,3-Dichloropropene	75		16.005				ND	
67 1,1,2-Trichloroethane	83		16.374				ND	
68 Tetrachloroethene	166		16.491				ND	
69 2-Hexanone	43		16.817				ND	
71 Chlorodibromomethane	129		17.137				ND	
72 Ethylene Dibromide	107		17.393				ND	
* 74 Chlorobenzene-d5	117	18.300	18.300	0.000	96	1176617	10.0	
75 Chlorobenzene	112		18.359				ND	
76 Ethylbenzene	91		18.519				ND	U
78 m-Xylene & p-Xylene	106		18.770				ND	
79 o-Xylene	106		19.608				ND	
80 Styrene	104		19.656				ND	
81 Bromoform	173		20.088				ND	
S 73 Xylenes, Total	106		20.100				ND	
82 Isopropylbenzene	105		20.312				ND	
84 1,1,2,2-Tetrachloroethane	83		20.979				ND	
85 N-Propylbenzene	91		21.054				ND	
88 4-Ethyltoluene	105		21.246				ND	
89 2-Chlorotoluene	91		21.252				ND	
90 1,3,5-Trimethylbenzene	105		21.353				ND	
92 tert-Butylbenzene	119		21.849				ND	
93 1,2,4-Trimethylbenzene	105		21.945				ND	
94 sec-Butylbenzene	105		22.180				ND	
95 4-Isopropyltoluene	119		22.383				ND	
96 1,3-Dichlorobenzene	146		22.410				ND	
97 1,4-Dichlorobenzene	146		22.548				ND	
98 Benzyl chloride	91		22.741				ND	
100 n-Butylbenzene	91		22.954				ND	
101 1,2-Dichlorobenzene	146		23.071				ND	
103 1,2,4-Trichlorobenzene	180		25.494				ND	
104 Hexachlorobutadiene	225		25.681				ND	
105 Naphthalene	128		25.948				ND	

[QC Flag Legend](#)

Review Flags

U - Marked Undetected

[Reagents:](#)

ATTO15CISs\_00010

Amount Added: 20.00

Units: mL

Run Reagent

1

2

3

4

5

6

7

8

9

10

11

12

13

14

15



TestAmerica Burlington

Data File: \\ChromNA\Burlington\ChromData\CHC.i\20180308-29503.b\29503\_08.D

Injection Date: 08-Mar-2018 17:03:30

Instrument ID: CHC.i

Operator ID: pad

Lims ID: 200-42508-A-1

Lab Sample ID: 200-42508-1

Worklist Smp#: 8

Client ID: 6310

Purge Vol: 200.000 mL

Dil. Factor: 0.2000

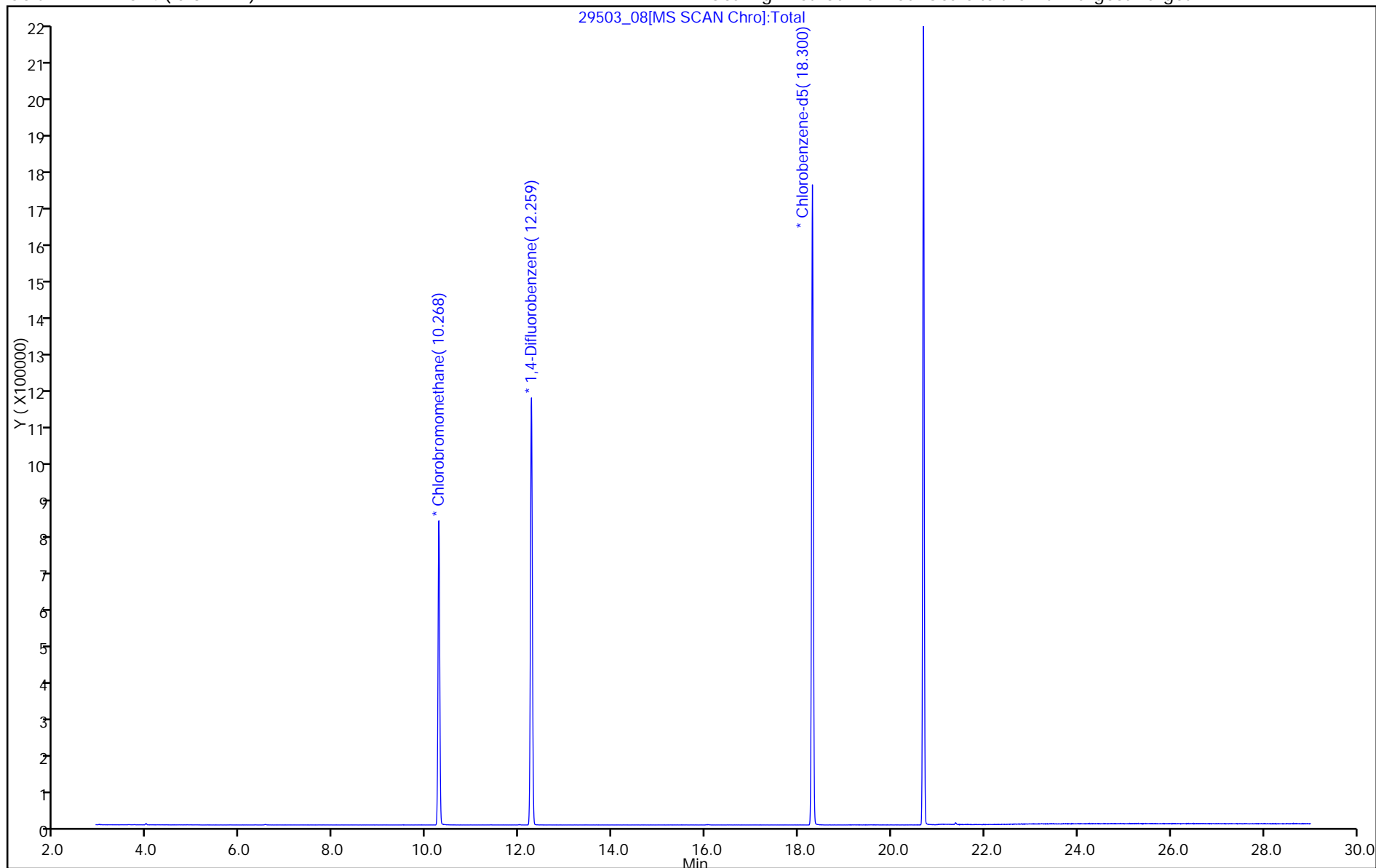
ALS Bottle#: 8

Method: TO15\_MasterMethod\_(v1)\_CHC.i

Limit Group: AI\_TO15\_ICAL

Column: RTX-624 (0.32 mm)

Y Scaling: Method Defined: Scale to the Nth Largest Target: 1

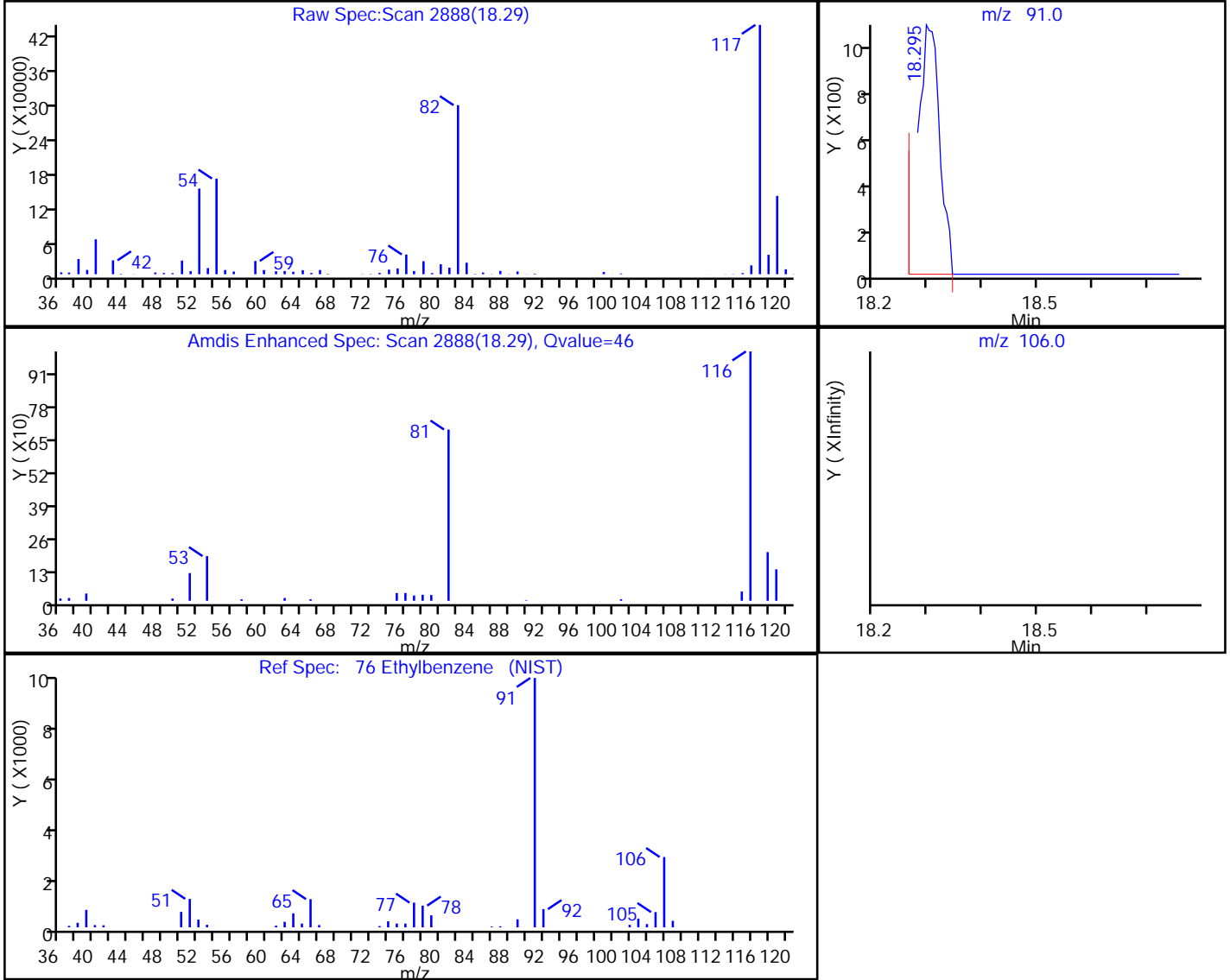


TestAmerica Burlington

Data File: \\ChromNA\Burlington\ChromData\CHC.i\20180308-29503.b\29503\_08.D  
 Injection Date: 08-Mar-2018 17:03:30 Instrument ID: CHC.i  
 Lims ID: 200-42508-A-1 Lab Sample ID: 200-42508-1  
 Client ID: 6310  
 Operator ID: pad ALS Bottle#: 8 Worklist Smp#: 8  
 Purge Vol: 200.000 mL Dil. Factor: 0.2000  
 Method: TO15\_MasterMethod\_(v1)\_CHC.i Limit Group: AI\_TO15\_ICAL  
 Column: RTX-624 (0.32 mm) Detector: MS SCAN

76 Ethylbenzene, CAS: 100-41-4

Processing Results



RT	Mass	Response	Amount
18.29	91.00	2749	0.030311
18.52	106.00	0	

Reviewer: puangmaleek, 09-Mar-2018 13:46:38

Audit Action: Marked Compound Undetected

Audit Reason: Invalid Compound ID

FORM I  
AIR - GC/MS VOA ORGANICS ANALYSIS DATA SHEET

Lab Name: TestAmerica Burlington Job No.: 200-42508-1  
 SDG No.: \_\_\_\_\_  
 Client Sample ID: 5962 Lab Sample ID: 200-42508-2  
 Matrix: Air Lab File ID: 29503\_09.D  
 Analysis Method: TO-15 Date Collected: 03/07/2018 00:00  
 Sample wt/vol: 1000 (mL) Date Analyzed: 03/08/2018 18:01  
 Soil Aliquot Vol: \_\_\_\_\_ Dilution Factor: 0.2  
 Soil Extract Vol.: \_\_\_\_\_ GC Column: RTX-624 ID: 0.32 (mm)  
 % Moisture: \_\_\_\_\_ Level: (low/med) Low  
 Analysis Batch No.: 127174 Units: ppb v/v

CAS NO.	COMPOUND NAME	RESULT	Q	RL	RL
115-07-1	Propylene	1.0	U	1.0	1.0
75-71-8	Dichlorodifluoromethane	0.10	U *	0.10	0.10
75-45-6	Freon 22	0.10	U	0.10	0.10
76-14-2	1,2-Dichlorotetrafluoroethane	0.040	U	0.040	0.040
74-87-3	Chloromethane	0.10	U	0.10	0.10
106-97-8	n-Butane	0.10	U	0.10	0.10
75-01-4	Vinyl chloride	0.040	U	0.040	0.040
106-99-0	1,3-Butadiene	0.040	U	0.040	0.040
74-83-9	Bromomethane	0.040	U	0.040	0.040
75-00-3	Chloroethane	0.10	U	0.10	0.10
593-60-2	Bromoethene (Vinyl Bromide)	0.040	U	0.040	0.040
75-69-4	Trichlorofluoromethane	0.040	U	0.040	0.040
64-17-5	Ethanol	1.0	U	1.0	1.0
76-13-1	Freon TF	0.040	U	0.040	0.040
75-35-4	1,1-Dichloroethene	0.040	U	0.040	0.040
67-64-1	Acetone	1.0	U *	1.0	1.0
67-63-0	Isopropyl alcohol	1.0	U	1.0	1.0
75-15-0	Carbon disulfide	0.10	U	0.10	0.10
107-05-1	3-Chloropropene	0.10	U	0.10	0.10
75-09-2	Methylene Chloride	0.10	U *	0.10	0.10
75-65-0	tert-Butyl alcohol	1.0	U *	1.0	1.0
1634-04-4	Methyl tert-butyl ether	0.040	U	0.040	0.040
156-60-5	trans-1,2-Dichloroethene	0.040	U	0.040	0.040
110-54-3	n-Hexane	0.040	U	0.040	0.040
75-34-3	1,1-Dichloroethane	0.040	U	0.040	0.040
108-05-4	Vinyl acetate	1.0	U *	1.0	1.0
141-78-6	Ethyl acetate	1.0	U	1.0	1.0
78-93-3	Methyl Ethyl Ketone	0.10	U	0.10	0.10
156-59-2	cis-1,2-Dichloroethene	0.040	U	0.040	0.040
540-59-0	1,2-Dichloroethene, Total	0.080	U	0.080	0.080
67-66-3	Chloroform	0.040	U	0.040	0.040
109-99-9	Tetrahydrofuran	1.0	U	1.0	1.0
71-55-6	1,1,1-Trichloroethane	0.040	U	0.040	0.040
110-82-7	Cyclohexane	0.040	U	0.040	0.040
56-23-5	Carbon tetrachloride	0.040	U	0.040	0.040
540-84-1	2,2,4-Trimethylpentane	0.040	U	0.040	0.040

FORM I  
AIR - GC/MS VOA ORGANICS ANALYSIS DATA SHEET

Lab Name: TestAmerica Burlington Job No.: 200-42508-1  
 SDG No.: \_\_\_\_\_  
 Client Sample ID: 5962 Lab Sample ID: 200-42508-2  
 Matrix: Air Lab File ID: 29503\_09.D  
 Analysis Method: TO-15 Date Collected: 03/07/2018 00:00  
 Sample wt/vol: 1000 (mL) Date Analyzed: 03/08/2018 18:01  
 Soil Aliquot Vol: \_\_\_\_\_ Dilution Factor: 0.2  
 Soil Extract Vol.: \_\_\_\_\_ GC Column: RTX-624 ID: 0.32 (mm)  
 % Moisture: \_\_\_\_\_ Level: (low/med) Low  
 Analysis Batch No.: 127174 Units: ppb v/v

CAS NO.	COMPOUND NAME	RESULT	Q	RL	RL
71-43-2	Benzene	0.040	U	0.040	0.040
107-06-2	1,2-Dichloroethane	0.040	U *	0.040	0.040
142-82-5	n-Heptane	0.040	U	0.040	0.040
79-01-6	Trichloroethene	0.040	U	0.040	0.040
80-62-6	Methyl methacrylate	0.10	U	0.10	0.10
78-87-5	1,2-Dichloropropane	0.040	U	0.040	0.040
123-91-1	1,4-Dioxane	1.0	U	1.0	1.0
75-27-4	Bromodichloromethane	0.040	U	0.040	0.040
10061-01-5	cis-1,3-Dichloropropene	0.040	U	0.040	0.040
108-10-1	methyl isobutyl ketone	0.10	U *	0.10	0.10
108-88-3	Toluene	0.040	U	0.040	0.040
10061-02-6	trans-1,3-Dichloropropene	0.040	U	0.040	0.040
79-00-5	1,1,2-Trichloroethane	0.040	U	0.040	0.040
127-18-4	Tetrachloroethene	0.040	U	0.040	0.040
591-78-6	Methyl Butyl Ketone (2-Hexanone)	0.10	U *	0.10	0.10
124-48-1	Dibromochloromethane	0.040	U	0.040	0.040
106-93-4	1,2-Dibromoethane	0.040	U	0.040	0.040
108-90-7	Chlorobenzene	0.040	U	0.040	0.040
100-41-4	Ethylbenzene	0.040	U	0.040	0.040
179601-23-1	m,p-Xylene	0.10	U	0.10	0.10
95-47-6	Xylene, o-	0.040	U	0.040	0.040
1330-20-7	Xylene (total)	0.14	U	0.14	0.14
100-42-5	Styrene	0.040	U	0.040	0.040
75-25-2	Bromoform	0.040	U	0.040	0.040
98-82-8	Cumene	0.040	U	0.040	0.040
79-34-5	1,1,2,2-Tetrachloroethane	0.040	U	0.040	0.040
103-65-1	n-Propylbenzene	0.040	U	0.040	0.040
622-96-8	4-Ethyltoluene	0.040	U	0.040	0.040
108-67-8	1,3,5-Trimethylbenzene	0.040	U	0.040	0.040
95-49-8	2-Chlorotoluene	0.040	U	0.040	0.040
98-06-6	tert-Butylbenzene	0.040	U	0.040	0.040
95-63-6	1,2,4-Trimethylbenzene	0.040	U	0.040	0.040
135-98-8	sec-Butylbenzene	0.040	U	0.040	0.040
99-87-6	4-Isopropyltoluene	0.040	U	0.040	0.040
541-73-1	1,3-Dichlorobenzene	0.040	U	0.040	0.040
106-46-7	1,4-Dichlorobenzene	0.040	U	0.040	0.040

FORM I  
AIR - GC/MS VOA ORGANICS ANALYSIS DATA SHEET

Lab Name: TestAmerica Burlington Job No.: 200-42508-1  
 SDG No.: \_\_\_\_\_  
 Client Sample ID: 5962 Lab Sample ID: 200-42508-2  
 Matrix: Air Lab File ID: 29503\_09.D  
 Analysis Method: TO-15 Date Collected: 03/07/2018 00:00  
 Sample wt/vol: 1000 (mL) Date Analyzed: 03/08/2018 18:01  
 Soil Aliquot Vol: \_\_\_\_\_ Dilution Factor: 0.2  
 Soil Extract Vol.: \_\_\_\_\_ GC Column: RTX-624 ID: 0.32 (mm)  
 % Moisture: \_\_\_\_\_ Level: (low/med) Low  
 Analysis Batch No.: 127174 Units: ppb v/v

CAS NO.	COMPOUND NAME	RESULT	Q	RL	RL
100-44-7	Benzyl chloride	0.040	U	0.040	0.040
104-51-8	n-Butylbenzene	0.040	U	0.040	0.040
95-50-1	1,2-Dichlorobenzene	0.040	U	0.040	0.040
120-82-1	1,2,4-Trichlorobenzene	0.10	U	0.10	0.10
87-68-3	Hexachlorobutadiene	0.040	U	0.040	0.040
91-20-3	Naphthalene	0.10	U	0.10	0.10

TestAmerica Burlington  
Target Compound Quantitation Report

Data File: \\ChromNA\Burlington\ChromData\CHC.i\20180308-29503.b\29503\_09.D  
 Lims ID: 200-42508-A-2  
 Client ID: 5962  
 Sample Type: Client  
 Inject. Date: 08-Mar-2018 18:01:30 ALS Bottle#: 9 Worklist Smp#: 9  
 Purge Vol: 200.000 mL Dil. Factor: 0.2000  
 Sample Info: 200-0029503-009  
 Operator ID: pad Instrument ID: CHC.i  
 Method: \\ChromNA\Burlington\ChromData\CHC.i\20180308-29503.b\TO15\_MasterMethod\_(v1)\_CHC.i.m  
 Limit Group: AI\_TO15\_ICAL  
 Last Update: 09-Mar-2018 13:45:01 Calib Date: 26-Jan-2018 01:35:30  
 Integrator: RTE ID Type: Deconvolution ID  
 Quant Method: Internal Standard Quant By: Initial Calibration  
 Last ICal File: \\ChromNA\Burlington\ChromData\CHC.i\20180125-28916.b\28916\_12.D  
 Column 1 : RTX-624 ( 0.32 mm) Det: MS SCAN  
 Process Host: XAWRK012

First Level Reviewer: puangmaleek

Date: 09-Mar-2018 13:48:06

Compound	Sig	RT (min.)	Adj RT (min.)	Dlt RT (min.)	Q	Response	OnCol Amt ppb v/v	Flags
1 Propene	41		2.962				ND	
2 Dichlorodifluoromethane	85		3.031				ND	
3 Chlorodifluoromethane	51		3.079				ND	
4 1,2-Dichloro-1,1,2,2-tetra	85		3.293				ND	
5 Chloromethane	50		3.421				ND	
6 Butane	43		3.624				ND	
7 Vinyl chloride	62		3.666				ND	
8 Butadiene	54		3.741				ND	
10 Bromomethane	94		4.414				ND	
11 Chloroethane	64		4.654				ND	
13 Vinyl bromide	106		5.043				ND	
14 Trichlorofluoromethane	101		5.150				ND	
17 Ethanol	45		5.732				ND	
20 1,1,2-Trichloro-1,2,2-trif	101		6.244				ND	
21 1,1-Dichloroethene	96		6.276				ND	
22 Acetone	43		6.500				ND	
23 Carbon disulfide	76		6.655				ND	
24 Isopropyl alcohol	45		6.821				ND	
25 3-Chloro-1-propene	41		7.071				ND	
27 Methylene Chloride	49		7.370				ND	
28 2-Methyl-2-propanol	59		7.600				ND	
29 Methyl tert-butyl ether	73		7.776				ND	
31 trans-1,2-Dichloroethene	61		7.819				ND	
33 Hexane	57		8.219				ND	
34 1,1-Dichloroethane	63		8.688				ND	
35 Vinyl acetate	43		8.774				ND	
37 cis-1,2-Dichloroethene	96		9.809				ND	
38 2-Butanone (MEK)	72		9.847				ND	
39 Ethyl acetate	88		9.911				ND	
S 30 1,2-Dichloroethene, Total	61		10.200				ND	
41 Tetrahydrofuran	42		10.273				ND	
* 40 Chlorobromomethane	128	10.273	10.273	0.000	90	224134	10.0	

Compound	Sig	RT (min.)	Adj RT (min.)	Dlt RT (min.)	Q	Response	OnCol Amt ppb v/v	Flags
42 Chloroform	83		10.418				ND	
43 Cyclohexane	84		10.663				ND	
44 1,1,1-Trichloroethane	97		10.684				ND	
45 Carbon tetrachloride	117		10.941				ND	
46 Isooctane	57		11.394				ND	
47 Benzene	78		11.400				ND	
48 1,2-Dichloroethane	62		11.581				ND	
49 n-Heptane	43		11.795				ND	
* 50 1,4-Difluorobenzene	114	12.259	12.259	0.000	98	1181046	10.0	
53 Trichloroethene	95		12.734				ND	
54 1,2-Dichloropropane	63		13.278				ND	
55 Methyl methacrylate	69		13.470				ND	
56 1,4-Dioxane	88		13.513				ND	
57 Dibromomethane	174		13.540				ND	
58 Dichlorobromomethane	83		13.855				ND	
60 cis-1,3-Dichloropropene	75		14.805				ND	
61 4-Methyl-2-pentanone (MIBK)	43		15.082				ND	
65 Toluene	92		15.397				ND	
66 trans-1,3-Dichloropropene	75		16.005				ND	
67 1,1,2-Trichloroethane	83		16.374				ND	
68 Tetrachloroethene	166		16.491				ND	
69 2-Hexanone	43		16.817				ND	
71 Chlorodibromomethane	129		17.137				ND	
72 Ethylene Dibromide	107		17.393				ND	
* 74 Chlorobenzene-d5	117	18.300	18.300	0.000	97	1180015	10.0	
75 Chlorobenzene	112		18.359				ND	
76 Ethylbenzene	91		18.519				ND	U
78 m-Xylene & p-Xylene	106		18.770				ND	
79 o-Xylene	106		19.608				ND	
80 Styrene	104		19.656				ND	
81 Bromoform	173		20.088				ND	
S 73 Xylenes, Total	106		20.100				ND	
82 Isopropylbenzene	105		20.312				ND	
84 1,1,2,2-Tetrachloroethane	83		20.979				ND	
85 N-Propylbenzene	91		21.054				ND	
88 4-Ethyltoluene	105		21.246				ND	
89 2-Chlorotoluene	91		21.252				ND	
90 1,3,5-Trimethylbenzene	105		21.353				ND	
92 tert-Butylbenzene	119		21.849				ND	
93 1,2,4-Trimethylbenzene	105		21.945				ND	
94 sec-Butylbenzene	105		22.180				ND	
95 4-Isopropyltoluene	119		22.383				ND	
96 1,3-Dichlorobenzene	146		22.410				ND	
97 1,4-Dichlorobenzene	146		22.548				ND	
98 Benzyl chloride	91		22.741				ND	
100 n-Butylbenzene	91		22.954				ND	
101 1,2-Dichlorobenzene	146		23.071				ND	
103 1,2,4-Trichlorobenzene	180		25.494				ND	
104 Hexachlorobutadiene	225		25.681				ND	
105 Naphthalene	128		25.948				ND	

[QC Flag Legend](#)

Review Flags

U - Marked Undetected

[Reagents:](#)

ATTO15CISs\_00010

Amount Added: 20.00

Units: mL

Run Reagent

- 1
- 2
- 3
- 4
- 5
- 6
- 7
- 8
- 9
- 10
- 11
- 12
- 13
- 14
- 15



TestAmerica Burlington

Data File: \\ChromNA\Burlington\ChromData\CHC.i\20180308-29503.b\29503\_09.D

Injection Date: 08-Mar-2018 18:01:30

Instrument ID: CHC.i

Operator ID: pad

Lims ID: 200-42508-A-2

Lab Sample ID: 200-42508-2

Worklist Smp#: 9

Client ID: 5962

Purge Vol: 200.000 mL

Dil. Factor: 0.2000

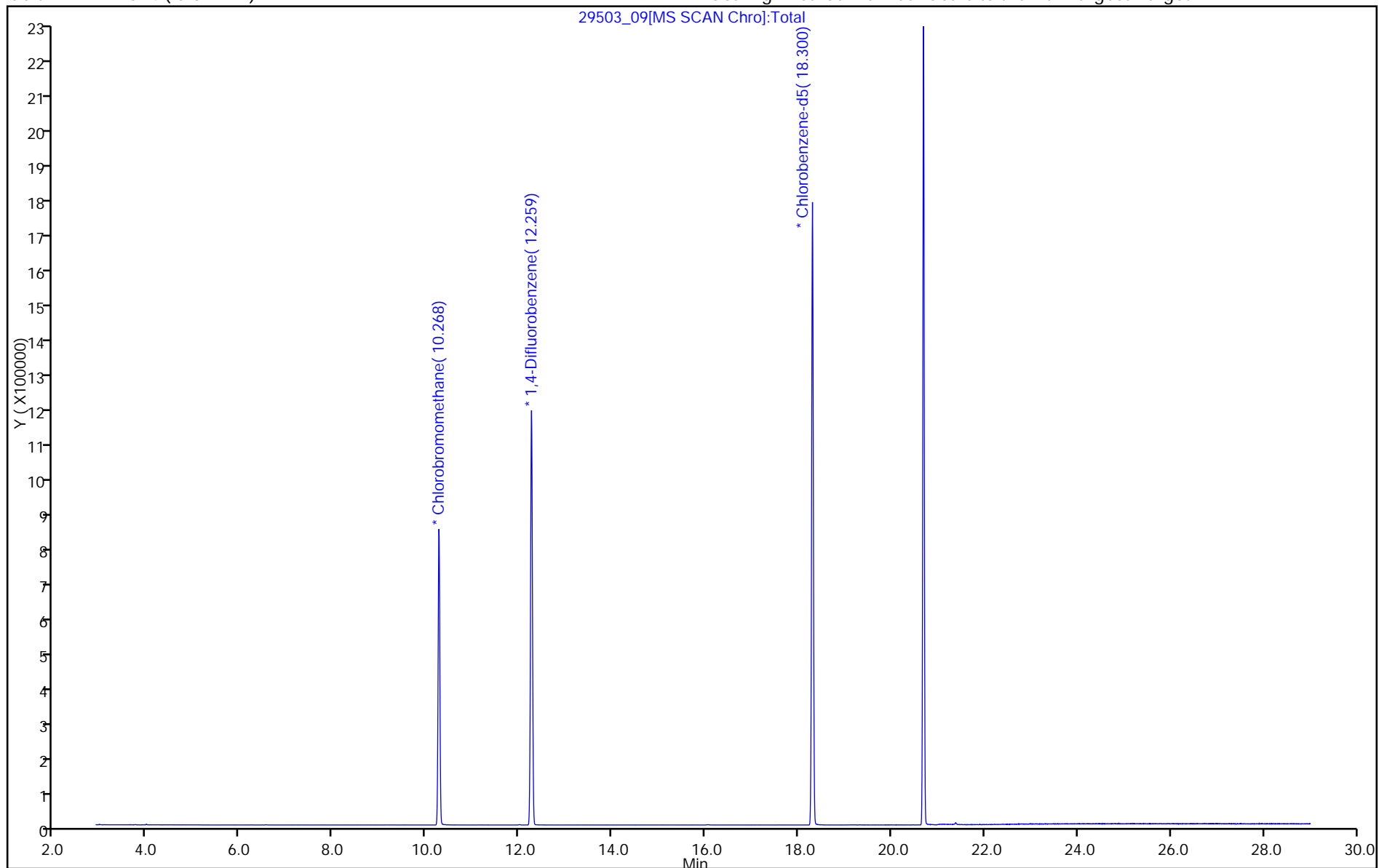
ALS Bottle#: 9

Method: TO15\_MasterMethod\_(v1)\_CHC.i

Limit Group: AI\_TO15\_ICAL

Column: RTX-624 (0.32 mm)

Y Scaling: Method Defined: Scale to the Nth Largest Target: 1

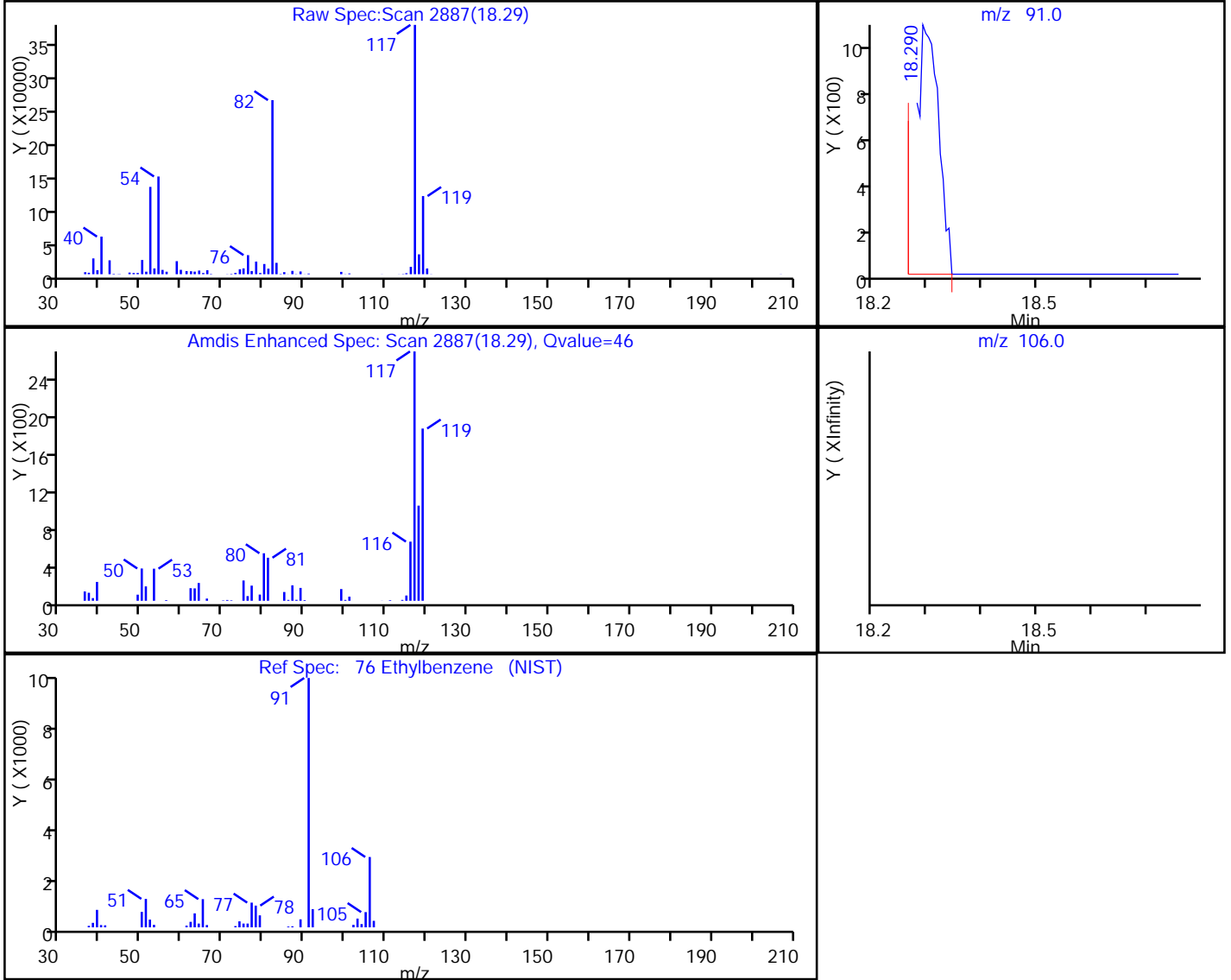


TestAmerica Burlington

Data File: \\ChromNA\Burlington\ChromData\CHC.i\20180308-29503.b\29503\_09.D  
 Injection Date: 08-Mar-2018 18:01:30 Instrument ID: CHC.i  
 Lims ID: 200-42508-A-2 Lab Sample ID: 200-42508-2  
 Client ID: 5962  
 Operator ID: pad ALS Bottle#: 9 Worklist Smp#: 9  
 Purge Vol: 200.000 mL Dil. Factor: 0.2000  
 Method: TO15\_MasterMethod\_(v1)\_CHC.i Limit Group: AI\_TO15\_ICAL  
 Column: RTX-624 (0.32 mm) Detector: MS SCAN

76 Ethylbenzene, CAS: 100-41-4

Processing Results



RT	Mass	Response	Amount
18.29	91.00	2767	0.030421
18.52	106.00	0	

Reviewer: puangmaleek, 09-Mar-2018 13:48:06

Audit Action: Marked Compound Undetected

Audit Reason: Invalid Compound ID

FORM I  
AIR - GC/MS VOA ORGANICS ANALYSIS DATA SHEET

Lab Name: TestAmerica Burlington Job No.: 200-42508-1  
 SDG No.: \_\_\_\_\_  
 Client Sample ID: 6308 Lab Sample ID: 200-42508-3  
 Matrix: Air Lab File ID: 29503\_10.D  
 Analysis Method: TO-15 Date Collected: 03/07/2018 00:00  
 Sample wt/vol: 1000 (mL) Date Analyzed: 03/08/2018 19:00  
 Soil Aliquot Vol: \_\_\_\_\_ Dilution Factor: 0.2  
 Soil Extract Vol.: \_\_\_\_\_ GC Column: RTX-624 ID: 0.32 (mm)  
 % Moisture: \_\_\_\_\_ Level: (low/med) Low  
 Analysis Batch No.: 127174 Units: ppb v/v

CAS NO.	COMPOUND NAME	RESULT	Q	RL	RL
115-07-1	Propylene	1.0	U	1.0	1.0
75-71-8	Dichlorodifluoromethane	0.10	U *	0.10	0.10
75-45-6	Freon 22	0.10	U	0.10	0.10
76-14-2	1,2-Dichlorotetrafluoroethane	0.040	U	0.040	0.040
74-87-3	Chloromethane	0.10	U	0.10	0.10
106-97-8	n-Butane	0.10	U	0.10	0.10
75-01-4	Vinyl chloride	0.040	U	0.040	0.040
106-99-0	1,3-Butadiene	0.040	U	0.040	0.040
74-83-9	Bromomethane	0.040	U	0.040	0.040
75-00-3	Chloroethane	0.10	U	0.10	0.10
593-60-2	Bromoethene (Vinyl Bromide)	0.040	U	0.040	0.040
75-69-4	Trichlorofluoromethane	0.040	U	0.040	0.040
64-17-5	Ethanol	1.0	U	1.0	1.0
76-13-1	Freon TF	0.040	U	0.040	0.040
75-35-4	1,1-Dichloroethene	0.040	U	0.040	0.040
67-64-1	Acetone	1.0	U *	1.0	1.0
67-63-0	Isopropyl alcohol	1.0	U	1.0	1.0
75-15-0	Carbon disulfide	0.10	U	0.10	0.10
107-05-1	3-Chloropropene	0.10	U	0.10	0.10
75-09-2	Methylene Chloride	0.10	U *	0.10	0.10
75-65-0	tert-Butyl alcohol	1.0	U *	1.0	1.0
1634-04-4	Methyl tert-butyl ether	0.040	U	0.040	0.040
156-60-5	trans-1,2-Dichloroethene	0.040	U	0.040	0.040
110-54-3	n-Hexane	0.040	U	0.040	0.040
75-34-3	1,1-Dichloroethane	0.040	U	0.040	0.040
108-05-4	Vinyl acetate	1.0	U *	1.0	1.0
141-78-6	Ethyl acetate	1.0	U	1.0	1.0
78-93-3	Methyl Ethyl Ketone	0.10	U	0.10	0.10
156-59-2	cis-1,2-Dichloroethene	0.040	U	0.040	0.040
540-59-0	1,2-Dichloroethene, Total	0.080	U	0.080	0.080
67-66-3	Chloroform	0.040	U	0.040	0.040
109-99-9	Tetrahydrofuran	1.0	U	1.0	1.0
71-55-6	1,1,1-Trichloroethane	0.040	U	0.040	0.040
110-82-7	Cyclohexane	0.040	U	0.040	0.040
56-23-5	Carbon tetrachloride	0.040	U	0.040	0.040
540-84-1	2,2,4-Trimethylpentane	0.040	U	0.040	0.040

FORM I  
AIR - GC/MS VOA ORGANICS ANALYSIS DATA SHEET

Lab Name: TestAmerica Burlington Job No.: 200-42508-1  
 SDG No.: \_\_\_\_\_  
 Client Sample ID: 6308 Lab Sample ID: 200-42508-3  
 Matrix: Air Lab File ID: 29503\_10.D  
 Analysis Method: TO-15 Date Collected: 03/07/2018 00:00  
 Sample wt/vol: 1000 (mL) Date Analyzed: 03/08/2018 19:00  
 Soil Aliquot Vol: \_\_\_\_\_ Dilution Factor: 0.2  
 Soil Extract Vol.: \_\_\_\_\_ GC Column: RTX-624 ID: 0.32 (mm)  
 % Moisture: \_\_\_\_\_ Level: (low/med) Low  
 Analysis Batch No.: 127174 Units: ppb v/v

CAS NO.	COMPOUND NAME	RESULT	Q	RL	RL
71-43-2	Benzene	0.040	U	0.040	0.040
107-06-2	1,2-Dichloroethane	0.040	U *	0.040	0.040
142-82-5	n-Heptane	0.040	U	0.040	0.040
79-01-6	Trichloroethene	0.040	U	0.040	0.040
80-62-6	Methyl methacrylate	0.10	U	0.10	0.10
78-87-5	1,2-Dichloropropane	0.040	U	0.040	0.040
123-91-1	1,4-Dioxane	1.0	U	1.0	1.0
75-27-4	Bromodichloromethane	0.040	U	0.040	0.040
10061-01-5	cis-1,3-Dichloropropene	0.040	U	0.040	0.040
108-10-1	methyl isobutyl ketone	0.10	U *	0.10	0.10
108-88-3	Toluene	0.040	U	0.040	0.040
10061-02-6	trans-1,3-Dichloropropene	0.040	U	0.040	0.040
79-00-5	1,1,2-Trichloroethane	0.040	U	0.040	0.040
127-18-4	Tetrachloroethene	0.040	U	0.040	0.040
591-78-6	Methyl Butyl Ketone (2-Hexanone)	0.10	U *	0.10	0.10
124-48-1	Dibromochloromethane	0.040	U	0.040	0.040
106-93-4	1,2-Dibromoethane	0.040	U	0.040	0.040
108-90-7	Chlorobenzene	0.040	U	0.040	0.040
100-41-4	Ethylbenzene	0.040	U	0.040	0.040
179601-23-1	m,p-Xylene	0.10	U	0.10	0.10
95-47-6	Xylene, o-	0.040	U	0.040	0.040
1330-20-7	Xylene (total)	0.14	U	0.14	0.14
100-42-5	Styrene	0.040	U	0.040	0.040
75-25-2	Bromoform	0.040	U	0.040	0.040
98-82-8	Cumene	0.040	U	0.040	0.040
79-34-5	1,1,2,2-Tetrachloroethane	0.040	U	0.040	0.040
103-65-1	n-Propylbenzene	0.040	U	0.040	0.040
622-96-8	4-Ethyltoluene	0.040	U	0.040	0.040
108-67-8	1,3,5-Trimethylbenzene	0.040	U	0.040	0.040
95-49-8	2-Chlorotoluene	0.040	U	0.040	0.040
98-06-6	tert-Butylbenzene	0.040	U	0.040	0.040
95-63-6	1,2,4-Trimethylbenzene	0.040	U	0.040	0.040
135-98-8	sec-Butylbenzene	0.040	U	0.040	0.040
99-87-6	4-Isopropyltoluene	0.040	U	0.040	0.040
541-73-1	1,3-Dichlorobenzene	0.040	U	0.040	0.040
106-46-7	1,4-Dichlorobenzene	0.040	U	0.040	0.040

FORM I  
AIR - GC/MS VOA ORGANICS ANALYSIS DATA SHEET

Lab Name: TestAmerica Burlington Job No.: 200-42508-1  
 SDG No.: \_\_\_\_\_  
 Client Sample ID: 6308 Lab Sample ID: 200-42508-3  
 Matrix: Air Lab File ID: 29503\_10.D  
 Analysis Method: TO-15 Date Collected: 03/07/2018 00:00  
 Sample wt/vol: 1000 (mL) Date Analyzed: 03/08/2018 19:00  
 Soil Aliquot Vol: \_\_\_\_\_ Dilution Factor: 0.2  
 Soil Extract Vol.: \_\_\_\_\_ GC Column: RTX-624 ID: 0.32 (mm)  
 % Moisture: \_\_\_\_\_ Level: (low/med) Low  
 Analysis Batch No.: 127174 Units: ppb v/v

CAS NO.	COMPOUND NAME	RESULT	Q	RL	RL
100-44-7	Benzyl chloride	0.040	U	0.040	0.040
104-51-8	n-Butylbenzene	0.040	U	0.040	0.040
95-50-1	1,2-Dichlorobenzene	0.040	U	0.040	0.040
120-82-1	1,2,4-Trichlorobenzene	0.10	U	0.10	0.10
87-68-3	Hexachlorobutadiene	0.040	U	0.040	0.040
91-20-3	Naphthalene	0.10	U	0.10	0.10

TestAmerica Burlington  
Target Compound Quantitation Report

Data File: \\ChromNA\Burlington\ChromData\CHC.i\20180308-29503.b\29503\_10.D  
 Lims ID: 200-42508-A-3  
 Client ID: 6308  
 Sample Type: Client  
 Inject. Date: 08-Mar-2018 19:00:30 ALS Bottle#: 10 Worklist Smp#: 10  
 Purge Vol: 200.000 mL Dil. Factor: 0.2000  
 Sample Info: 200-0029503-010  
 Operator ID: pad Instrument ID: CHC.i  
 Method: \\ChromNA\Burlington\ChromData\CHC.i\20180308-29503.b\TO15\_MasterMethod\_(v1)\_CHC.i.m  
 Limit Group: AI\_TO15\_ICAL  
 Last Update: 09-Mar-2018 13:45:01 Calib Date: 26-Jan-2018 01:35:30  
 Integrator: RTE ID Type: Deconvolution ID  
 Quant Method: Internal Standard Quant By: Initial Calibration  
 Last ICal File: \\ChromNA\Burlington\ChromData\CHC.i\20180125-28916.b\28916\_12.D  
 Column 1 : RTX-624 (0.32 mm) Det: MS SCAN  
 Process Host: XAWRK012

First Level Reviewer: puangmaleek

Date:

09-Mar-2018 13:49:24

Compound	Sig	RT (min.)	Adj RT (min.)	Dlt RT (min.)	Q	Response	OnCol Amt ppb v/v	Flags
1 Propene	41		2.962				ND	
2 Dichlorodifluoromethane	85		3.031				ND	
3 Chlorodifluoromethane	51		3.079				ND	
4 1,2-Dichloro-1,1,2,2-tetra	85		3.293				ND	
5 Chloromethane	50		3.421				ND	
6 Butane	43		3.624				ND	
7 Vinyl chloride	62		3.666				ND	
8 Butadiene	54		3.741				ND	
10 Bromomethane	94		4.414				ND	
11 Chloroethane	64		4.654				ND	
13 Vinyl bromide	106		5.043				ND	
14 Trichlorofluoromethane	101		5.150				ND	
17 Ethanol	45		5.732				ND	
20 1,1,2-Trichloro-1,2,2-trif	101		6.244				ND	
21 1,1-Dichloroethene	96		6.276				ND	
22 Acetone	43		6.500				ND	
23 Carbon disulfide	76		6.655				ND	
24 Isopropyl alcohol	45		6.821				ND	
25 3-Chloro-1-propene	41		7.071				ND	
27 Methylene Chloride	49		7.370				ND	
28 2-Methyl-2-propanol	59		7.600				ND	
29 Methyl tert-butyl ether	73		7.776				ND	
31 trans-1,2-Dichloroethene	61		7.819				ND	
33 Hexane	57		8.219				ND	
34 1,1-Dichloroethane	63		8.688				ND	
35 Vinyl acetate	43		8.774				ND	
37 cis-1,2-Dichloroethene	96		9.809				ND	
38 2-Butanone (MEK)	72		9.847				ND	
39 Ethyl acetate	88		9.911				ND	
S 30 1,2-Dichloroethene, Total	61		10.200				ND	
41 Tetrahydrofuran	42		10.273				ND	
* 40 Chlorobromomethane	128	10.268	10.273	-0.005	90	216489	10.0	

Compound	Sig	RT (min.)	Adj RT (min.)	Dlt RT (min.)	Q	Response	OnCol Amt ppb v/v	Flags
42 Chloroform	83		10.418				ND	
43 Cyclohexane	84		10.663				ND	
44 1,1,1-Trichloroethane	97		10.684				ND	
45 Carbon tetrachloride	117		10.941				ND	
46 Isooctane	57		11.394				ND	
47 Benzene	78		11.400				ND	
48 1,2-Dichloroethane	62		11.581				ND	
49 n-Heptane	43		11.795				ND	
* 50 1,4-Difluorobenzene	114	12.259	12.259	0.000	98	1134081	10.0	
53 Trichloroethene	95		12.734				ND	
54 1,2-Dichloropropane	63		13.278				ND	
55 Methyl methacrylate	69		13.470				ND	
56 1,4-Dioxane	88		13.513				ND	
57 Dibromomethane	174		13.540				ND	
58 Dichlorobromomethane	83		13.855				ND	
60 cis-1,3-Dichloropropene	75		14.805				ND	
61 4-Methyl-2-pentanone (MIBK)	43		15.082				ND	
65 Toluene	92		15.397				ND	
66 trans-1,3-Dichloropropene	75		16.005				ND	
67 1,1,2-Trichloroethane	83		16.374				ND	
68 Tetrachloroethene	166		16.491				ND	
69 2-Hexanone	43		16.817				ND	
71 Chlorodibromomethane	129		17.137				ND	
72 Ethylene Dibromide	107		17.393				ND	
* 74 Chlorobenzene-d5	117	18.300	18.300	0.000	96	1143389	10.0	
75 Chlorobenzene	112		18.359				ND	
76 Ethylbenzene	91		18.519				ND	U
78 m-Xylene & p-Xylene	106		18.770				ND	
79 o-Xylene	106		19.608				ND	
80 Styrene	104		19.656				ND	
81 Bromoform	173		20.088				ND	
S 73 Xylenes, Total	106		20.100				ND	
82 Isopropylbenzene	105		20.312				ND	
84 1,1,2,2-Tetrachloroethane	83		20.979				ND	
85 N-Propylbenzene	91		21.054				ND	
88 4-Ethyltoluene	105		21.246				ND	
89 2-Chlorotoluene	91		21.252				ND	
90 1,3,5-Trimethylbenzene	105		21.353				ND	
92 tert-Butylbenzene	119		21.849				ND	
93 1,2,4-Trimethylbenzene	105		21.945				ND	
94 sec-Butylbenzene	105		22.180				ND	
95 4-Isopropyltoluene	119		22.383				ND	
96 1,3-Dichlorobenzene	146		22.410				ND	
97 1,4-Dichlorobenzene	146		22.548				ND	
98 Benzyl chloride	91		22.741				ND	
100 n-Butylbenzene	91		22.954				ND	
101 1,2-Dichlorobenzene	146		23.071				ND	
103 1,2,4-Trichlorobenzene	180		25.494				ND	
104 Hexachlorobutadiene	225		25.681				ND	
105 Naphthalene	128		25.948				ND	

[QC Flag Legend](#)

Review Flags

U - Marked Undetected

[Reagents:](#)

ATTO15CISs\_00010

Amount Added: 20.00

Units: mL

Run Reagent

- 1
- 2
- 3
- 4
- 5
- 6
- 7
- 8
- 9
- 10
- 11
- 12
- 13
- 14
- 15



TestAmerica Burlington

Data File: \\ChromNA\Burlington\ChromData\CHC.i\20180308-29503.b\29503\_10.D

Injection Date: 08-Mar-2018 19:00:30

Instrument ID: CHC.i

Operator ID: pad

Lims ID: 200-42508-A-3

Lab Sample ID: 200-42508-3

Worklist Smp#: 10

Client ID: 6308

Purge Vol: 200.000 mL

Dil. Factor: 0.2000

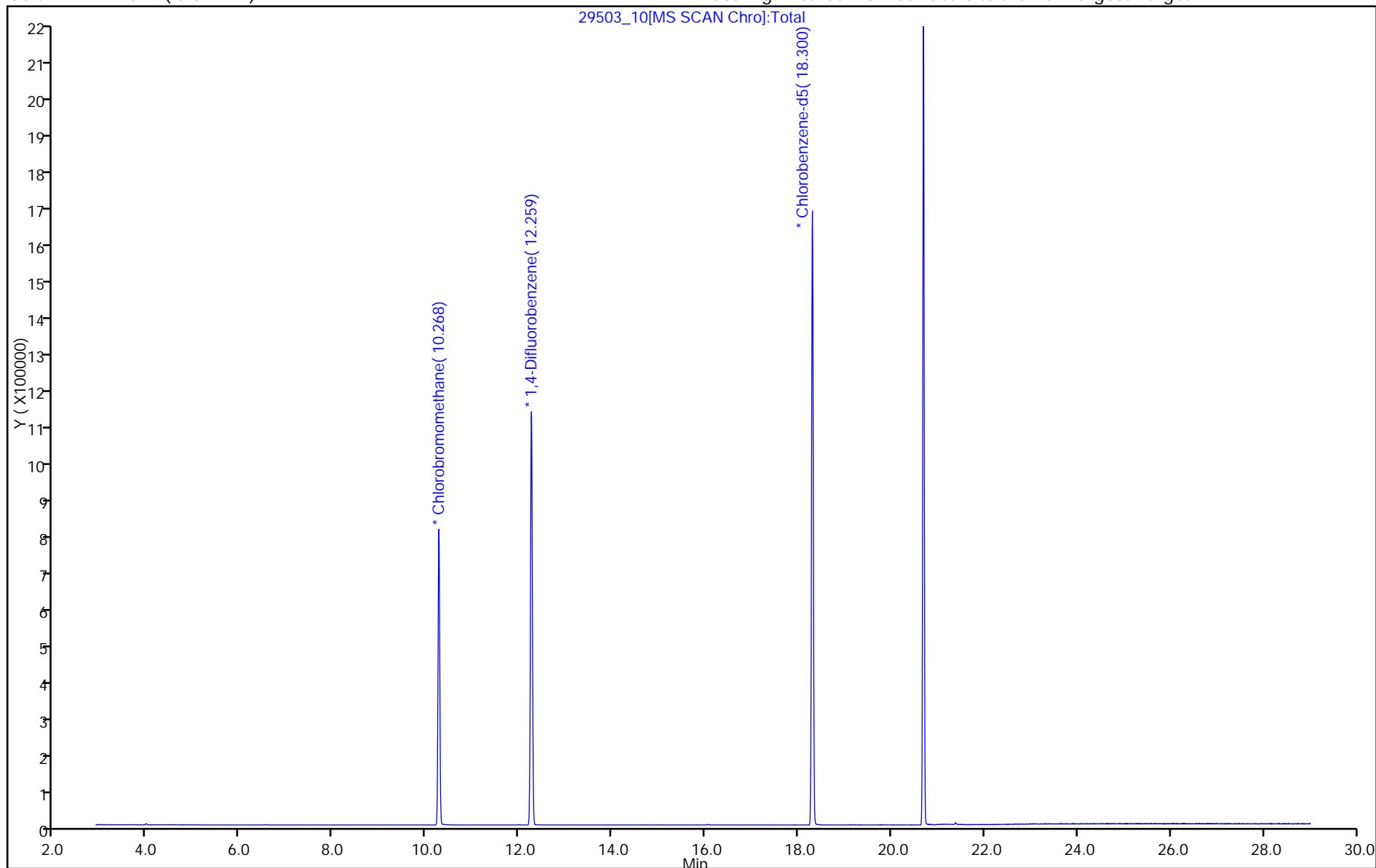
ALS Bottle#: 10

Method: TO15\_MasterMethod\_(v1)\_CHC.i

Limit Group: AI\_TO15\_ICAL

Column: RTX-624 ( 0.32 mm)

Y Scaling: Method Defined: Scale to the Nth Largest Target: 1

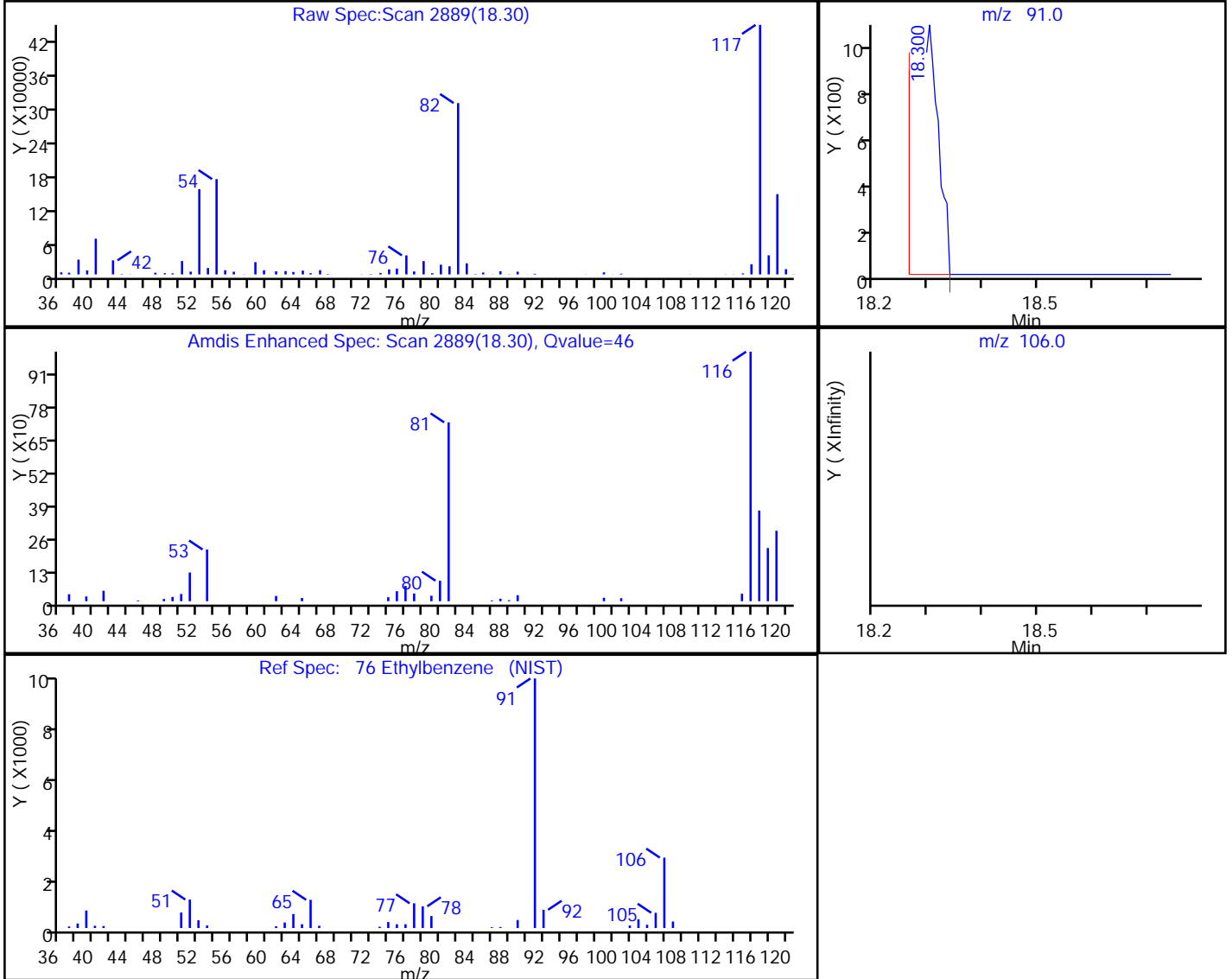


TestAmerica Burlington

Data File: \\ChromNA\Burlington\ChromData\CHC.i\20180308-29503.b\29503\_10.D  
 Injection Date: 08-Mar-2018 19:00:30 Instrument ID: CHC.i  
 Lims ID: 200-42508-A-3 Lab Sample ID: 200-42508-3  
 Client ID: 6308  
 Operator ID: pad ALS Bottle#: 10 Worklist Smp#: 10  
 Purge Vol: 200.000 mL Dil. Factor: 0.2000  
 Method: TO15\_MasterMethod\_(v1)\_CHC.i Limit Group: AI\_TO15\_ICAL  
 Column: RTX-624 (0.32 mm) Detector: MS SCAN

76 Ethylbenzene, CAS: 100-41-4

Processing Results



RT	Mass	Response	Amount
18.30	91.00	2563	0.029081
18.52	106.00	0	

Reviewer: puangmaleek, 09-Mar-2018 13:49:24

Audit Action: Marked Compound Undetected

Audit Reason: Invalid Compound ID

FORM I  
AIR - GC/MS VOA ORGANICS ANALYSIS DATA SHEET

Lab Name: TestAmerica Burlington Job No.: 200-42508-1  
 SDG No.: \_\_\_\_\_  
 Client Sample ID: 5460 Lab Sample ID: 200-42508-4  
 Matrix: Air Lab File ID: 29503\_11.D  
 Analysis Method: TO-15 Date Collected: 03/07/2018 00:00  
 Sample wt/vol: 1000 (mL) Date Analyzed: 03/08/2018 19:58  
 Soil Aliquot Vol: \_\_\_\_\_ Dilution Factor: 0.2  
 Soil Extract Vol.: \_\_\_\_\_ GC Column: RTX-624 ID: 0.32 (mm)  
 % Moisture: \_\_\_\_\_ Level: (low/med) Low  
 Analysis Batch No.: 127174 Units: ppb v/v

CAS NO.	COMPOUND NAME	RESULT	Q	RL	RL
115-07-1	Propylene	1.0	U	1.0	1.0
75-71-8	Dichlorodifluoromethane	0.10	U *	0.10	0.10
75-45-6	Freon 22	0.10	U	0.10	0.10
76-14-2	1,2-Dichlorotetrafluoroethane	0.040	U	0.040	0.040
74-87-3	Chloromethane	0.10	U	0.10	0.10
106-97-8	n-Butane	0.10	U	0.10	0.10
75-01-4	Vinyl chloride	0.040	U	0.040	0.040
106-99-0	1,3-Butadiene	0.040	U	0.040	0.040
74-83-9	Bromomethane	0.040	U	0.040	0.040
75-00-3	Chloroethane	0.10	U	0.10	0.10
593-60-2	Bromoethene (Vinyl Bromide)	0.040	U	0.040	0.040
75-69-4	Trichlorofluoromethane	0.040	U	0.040	0.040
64-17-5	Ethanol	1.0	U	1.0	1.0
76-13-1	Freon TF	0.040	U	0.040	0.040
75-35-4	1,1-Dichloroethene	0.040	U	0.040	0.040
67-64-1	Acetone	1.0	U *	1.0	1.0
67-63-0	Isopropyl alcohol	1.0	U	1.0	1.0
75-15-0	Carbon disulfide	0.10	U	0.10	0.10
107-05-1	3-Chloropropene	0.10	U	0.10	0.10
75-09-2	Methylene Chloride	0.10	U *	0.10	0.10
75-65-0	tert-Butyl alcohol	1.0	U *	1.0	1.0
1634-04-4	Methyl tert-butyl ether	0.040	U	0.040	0.040
156-60-5	trans-1,2-Dichloroethene	0.040	U	0.040	0.040
110-54-3	n-Hexane	0.040	U	0.040	0.040
75-34-3	1,1-Dichloroethane	0.040	U	0.040	0.040
108-05-4	Vinyl acetate	1.0	U *	1.0	1.0
141-78-6	Ethyl acetate	1.0	U	1.0	1.0
78-93-3	Methyl Ethyl Ketone	0.10	U	0.10	0.10
156-59-2	cis-1,2-Dichloroethene	0.040	U	0.040	0.040
540-59-0	1,2-Dichloroethene, Total	0.080	U	0.080	0.080
67-66-3	Chloroform	0.040	U	0.040	0.040
109-99-9	Tetrahydrofuran	1.0	U	1.0	1.0
71-55-6	1,1,1-Trichloroethane	0.040	U	0.040	0.040
110-82-7	Cyclohexane	0.040	U	0.040	0.040
56-23-5	Carbon tetrachloride	0.040	U	0.040	0.040
540-84-1	2,2,4-Trimethylpentane	0.040	U	0.040	0.040

FORM I  
AIR - GC/MS VOA ORGANICS ANALYSIS DATA SHEET

Lab Name: TestAmerica Burlington Job No.: 200-42508-1  
 SDG No.: \_\_\_\_\_  
 Client Sample ID: 5460 Lab Sample ID: 200-42508-4  
 Matrix: Air Lab File ID: 29503\_11.D  
 Analysis Method: TO-15 Date Collected: 03/07/2018 00:00  
 Sample wt/vol: 1000 (mL) Date Analyzed: 03/08/2018 19:58  
 Soil Aliquot Vol: \_\_\_\_\_ Dilution Factor: 0.2  
 Soil Extract Vol.: \_\_\_\_\_ GC Column: RTX-624 ID: 0.32 (mm)  
 % Moisture: \_\_\_\_\_ Level: (low/med) Low  
 Analysis Batch No.: 127174 Units: ppb v/v

CAS NO.	COMPOUND NAME	RESULT	Q	RL	RL
71-43-2	Benzene	0.040	U	0.040	0.040
107-06-2	1,2-Dichloroethane	0.040	U *	0.040	0.040
142-82-5	n-Heptane	0.040	U	0.040	0.040
79-01-6	Trichloroethene	0.040	U	0.040	0.040
80-62-6	Methyl methacrylate	0.10	U	0.10	0.10
78-87-5	1,2-Dichloropropane	0.040	U	0.040	0.040
123-91-1	1,4-Dioxane	1.0	U	1.0	1.0
75-27-4	Bromodichloromethane	0.040	U	0.040	0.040
10061-01-5	cis-1,3-Dichloropropene	0.040	U	0.040	0.040
108-10-1	methyl isobutyl ketone	0.10	U *	0.10	0.10
108-88-3	Toluene	0.040	U	0.040	0.040
10061-02-6	trans-1,3-Dichloropropene	0.040	U	0.040	0.040
79-00-5	1,1,2-Trichloroethane	0.040	U	0.040	0.040
127-18-4	Tetrachloroethene	0.040	U	0.040	0.040
591-78-6	Methyl Butyl Ketone (2-Hexanone)	0.10	U *	0.10	0.10
124-48-1	Dibromochloromethane	0.040	U	0.040	0.040
106-93-4	1,2-Dibromoethane	0.040	U	0.040	0.040
108-90-7	Chlorobenzene	0.040	U	0.040	0.040
100-41-4	Ethylbenzene	0.040	U	0.040	0.040
179601-23-1	m,p-Xylene	0.10	U	0.10	0.10
95-47-6	Xylene, o-	0.040	U	0.040	0.040
1330-20-7	Xylene (total)	0.14	U	0.14	0.14
100-42-5	Styrene	0.040	U	0.040	0.040
75-25-2	Bromoform	0.040	U	0.040	0.040
98-82-8	Cumene	0.040	U	0.040	0.040
79-34-5	1,1,2,2-Tetrachloroethane	0.040	U	0.040	0.040
103-65-1	n-Propylbenzene	0.040	U	0.040	0.040
622-96-8	4-Ethyltoluene	0.040	U	0.040	0.040
108-67-8	1,3,5-Trimethylbenzene	0.040	U	0.040	0.040
95-49-8	2-Chlorotoluene	0.040	U	0.040	0.040
98-06-6	tert-Butylbenzene	0.040	U	0.040	0.040
95-63-6	1,2,4-Trimethylbenzene	0.040	U	0.040	0.040
135-98-8	sec-Butylbenzene	0.040	U	0.040	0.040
99-87-6	4-Isopropyltoluene	0.040	U	0.040	0.040
541-73-1	1,3-Dichlorobenzene	0.040	U	0.040	0.040
106-46-7	1,4-Dichlorobenzene	0.040	U	0.040	0.040

FORM I  
AIR - GC/MS VOA ORGANICS ANALYSIS DATA SHEET

Lab Name: TestAmerica Burlington Job No.: 200-42508-1  
 SDG No.: \_\_\_\_\_  
 Client Sample ID: 5460 Lab Sample ID: 200-42508-4  
 Matrix: Air Lab File ID: 29503\_11.D  
 Analysis Method: TO-15 Date Collected: 03/07/2018 00:00  
 Sample wt/vol: 1000 (mL) Date Analyzed: 03/08/2018 19:58  
 Soil Aliquot Vol: \_\_\_\_\_ Dilution Factor: 0.2  
 Soil Extract Vol.: \_\_\_\_\_ GC Column: RTX-624 ID: 0.32 (mm)  
 % Moisture: \_\_\_\_\_ Level: (low/med) Low  
 Analysis Batch No.: 127174 Units: ppb v/v

CAS NO.	COMPOUND NAME	RESULT	Q	RL	RL
100-44-7	Benzyl chloride	0.040	U	0.040	0.040
104-51-8	n-Butylbenzene	0.040	U	0.040	0.040
95-50-1	1,2-Dichlorobenzene	0.040	U	0.040	0.040
120-82-1	1,2,4-Trichlorobenzene	0.10	U	0.10	0.10
87-68-3	Hexachlorobutadiene	0.040	U	0.040	0.040
91-20-3	Naphthalene	0.10	U	0.10	0.10

TestAmerica Burlington  
Target Compound Quantitation Report

Data File: \\ChromNA\Burlington\ChromData\CHC.i\20180308-29503.b\29503\_11.D  
 Lims ID: 200-42508-A-4  
 Client ID: 5460  
 Sample Type: Client  
 Inject. Date: 08-Mar-2018 19:58:30 ALS Bottle#: 11 Worklist Smp#: 11  
 Purge Vol: 200.000 mL Dil. Factor: 0.2000  
 Sample Info: 200-0029503-011  
 Operator ID: pad Instrument ID: CHC.i  
 Method: \\ChromNA\Burlington\ChromData\CHC.i\20180308-29503.b\TO15\_MasterMethod\_(v1)\_CHC.i.m  
 Limit Group: AI\_TO15\_ICAL  
 Last Update: 09-Mar-2018 13:45:01 Calib Date: 26-Jan-2018 01:35:30  
 Integrator: RTE ID Type: Deconvolution ID  
 Quant Method: Internal Standard Quant By: Initial Calibration  
 Last ICal File: \\ChromNA\Burlington\ChromData\CHC.i\20180125-28916.b\28916\_12.D  
 Column 1 : RTX-624 (0.32 mm) Det: MS SCAN  
 Process Host: XAWRK012

First Level Reviewer: puangmaleek

Date:

09-Mar-2018 13:50:27

Compound	Sig	RT (min.)	Adj RT (min.)	Dlt RT (min.)	Q	Response	OnCol Amt ppb v/v	Flags
1 Propene	41		2.962				ND	
2 Dichlorodifluoromethane	85		3.031				ND	
3 Chlorodifluoromethane	51		3.079				ND	
4 1,2-Dichloro-1,1,2,2-tetra	85		3.293				ND	
5 Chloromethane	50		3.421				ND	
6 Butane	43		3.624				ND	
7 Vinyl chloride	62		3.666				ND	
8 Butadiene	54		3.741				ND	
10 Bromomethane	94		4.414				ND	
11 Chloroethane	64		4.654				ND	
13 Vinyl bromide	106		5.043				ND	
14 Trichlorofluoromethane	101		5.150				ND	
17 Ethanol	45		5.732				ND	
20 1,1,2-Trichloro-1,2,2-trif	101		6.244				ND	
21 1,1-Dichloroethene	96		6.276				ND	
22 Acetone	43		6.500				ND	
23 Carbon disulfide	76		6.655				ND	
24 Isopropyl alcohol	45		6.821				ND	
25 3-Chloro-1-propene	41		7.071				ND	
27 Methylene Chloride	49		7.370				ND	
28 2-Methyl-2-propanol	59		7.600				ND	
29 Methyl tert-butyl ether	73		7.776				ND	
31 trans-1,2-Dichloroethene	61		7.819				ND	
33 Hexane	57		8.219				ND	
34 1,1-Dichloroethane	63		8.688				ND	
35 Vinyl acetate	43		8.774				ND	
37 cis-1,2-Dichloroethene	96		9.809				ND	
38 2-Butanone (MEK)	72		9.847				ND	
39 Ethyl acetate	88		9.911				ND	
S 30 1,2-Dichloroethene, Total	61		10.200				ND	
41 Tetrahydrofuran	42		10.273				ND	
* 40 Chlorobromomethane	128	10.268	10.273	-0.005	90	218582	10.0	

Compound	Sig	RT (min.)	Adj RT (min.)	Dlt RT (min.)	Q	Response	OnCol Amt ppb v/v	Flags
42 Chloroform	83		10.418				ND	
43 Cyclohexane	84		10.663				ND	
44 1,1,1-Trichloroethane	97		10.684				ND	
45 Carbon tetrachloride	117		10.941				ND	
46 Isooctane	57		11.394				ND	
47 Benzene	78		11.400				ND	
48 1,2-Dichloroethane	62		11.581				ND	
49 n-Heptane	43		11.795				ND	
* 50 1,4-Difluorobenzene	114	12.259	12.259	0.000	98	1151858	10.0	
53 Trichloroethene	95		12.734				ND	
54 1,2-Dichloropropane	63		13.278				ND	
55 Methyl methacrylate	69		13.470				ND	
56 1,4-Dioxane	88		13.513				ND	
57 Dibromomethane	174		13.540				ND	
58 Dichlorobromomethane	83		13.855				ND	
60 cis-1,3-Dichloropropene	75		14.805				ND	
61 4-Methyl-2-pentanone (MIBK)	43		15.082				ND	
65 Toluene	92		15.397				ND	
66 trans-1,3-Dichloropropene	75		16.005				ND	
67 1,1,2-Trichloroethane	83		16.374				ND	
68 Tetrachloroethene	166		16.491				ND	
69 2-Hexanone	43		16.817				ND	
71 Chlorodibromomethane	129		17.137				ND	
72 Ethylene Dibromide	107		17.393				ND	
* 74 Chlorobenzene-d5	117	18.300	18.300	0.000	97	1158457	10.0	
75 Chlorobenzene	112		18.359				ND	
76 Ethylbenzene	91		18.519				ND	U
78 m-Xylene & p-Xylene	106		18.770				ND	
79 o-Xylene	106		19.608				ND	
80 Styrene	104		19.656				ND	
81 Bromoform	173		20.088				ND	
S 73 Xylenes, Total	106		20.100				ND	
82 Isopropylbenzene	105		20.312				ND	
84 1,1,2,2-Tetrachloroethane	83		20.979				ND	
85 N-Propylbenzene	91		21.054				ND	
88 4-Ethyltoluene	105		21.246				ND	
89 2-Chlorotoluene	91		21.252				ND	
90 1,3,5-Trimethylbenzene	105		21.353				ND	
92 tert-Butylbenzene	119		21.849				ND	
93 1,2,4-Trimethylbenzene	105		21.945				ND	
94 sec-Butylbenzene	105		22.180				ND	
95 4-Isopropyltoluene	119		22.383				ND	
96 1,3-Dichlorobenzene	146		22.410				ND	
97 1,4-Dichlorobenzene	146		22.548				ND	
98 Benzyl chloride	91		22.741				ND	
100 n-Butylbenzene	91		22.954				ND	
101 1,2-Dichlorobenzene	146		23.071				ND	
103 1,2,4-Trichlorobenzene	180		25.494				ND	
104 Hexachlorobutadiene	225		25.681				ND	
105 Naphthalene	128		25.948				ND	

[QC Flag Legend](#)

Review Flags

U - Marked Undetected

[Reagents:](#)

ATTO15CISs\_00010

Amount Added: 20.00

Units: mL

Run Reagent

- 1
- 2
- 3
- 4
- 5
- 6
- 7
- 8
- 9
- 10
- 11
- 12
- 13
- 14
- 15



TestAmerica Burlington

Data File: \\ChromNA\Burlington\ChromData\CHC.i\20180308-29503.b\29503\_11.D

Injection Date: 08-Mar-2018 19:58:30

Instrument ID: CHC.i

Operator ID: pad

Lims ID: 200-42508-A-4

Lab Sample ID: 200-42508-4

Worklist Smp#: 11

Client ID: 5460

Purge Vol: 200.000 mL

Dil. Factor: 0.2000

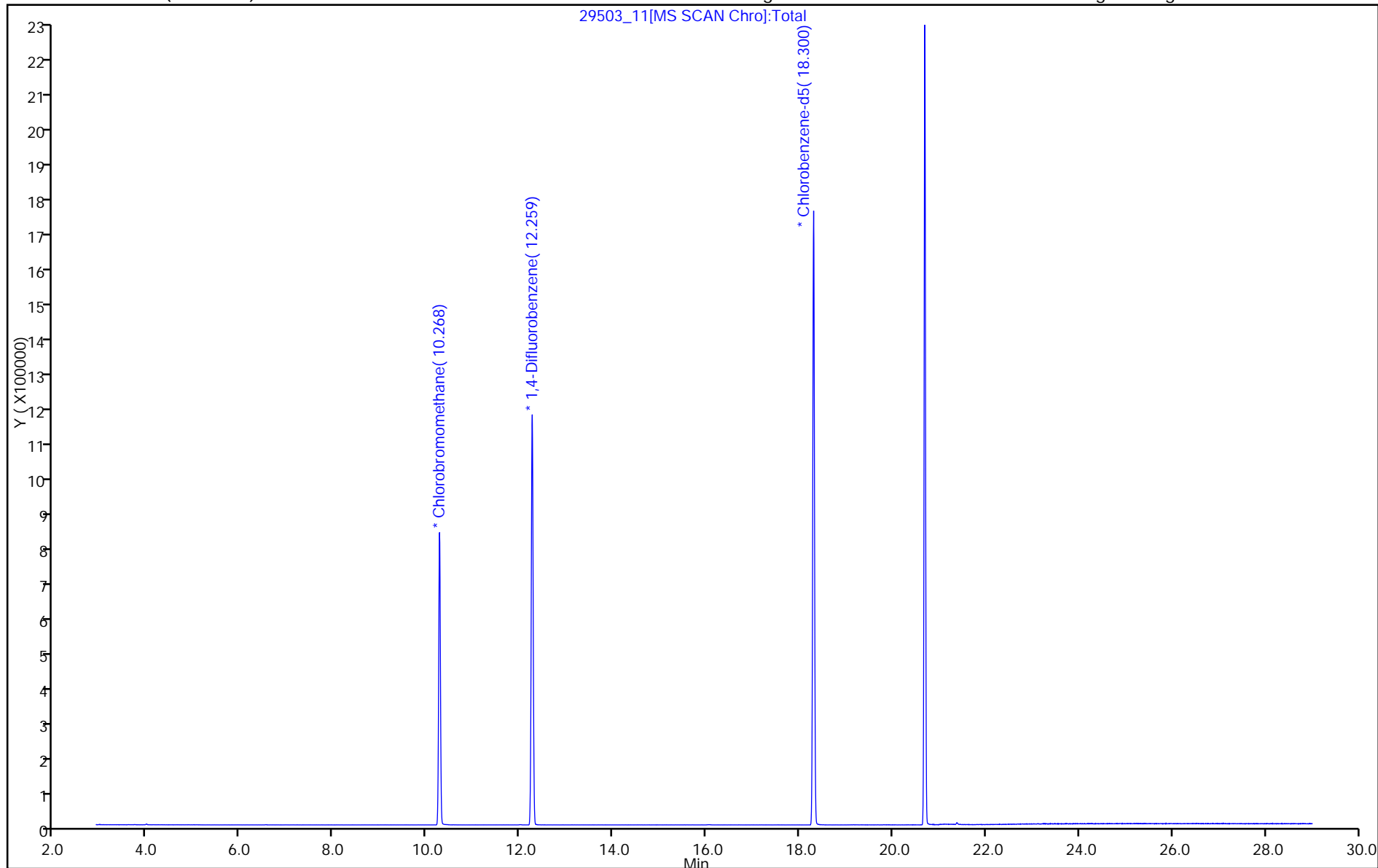
ALS Bottle#: 11

Method: TO15\_MasterMethod\_(v1)\_CHC.i

Limit Group: AI\_TO15\_ICAL

Column: RTX-624 ( 0.32 mm)

Y Scaling: Method Defined: Scale to the Nth Largest Target: 1

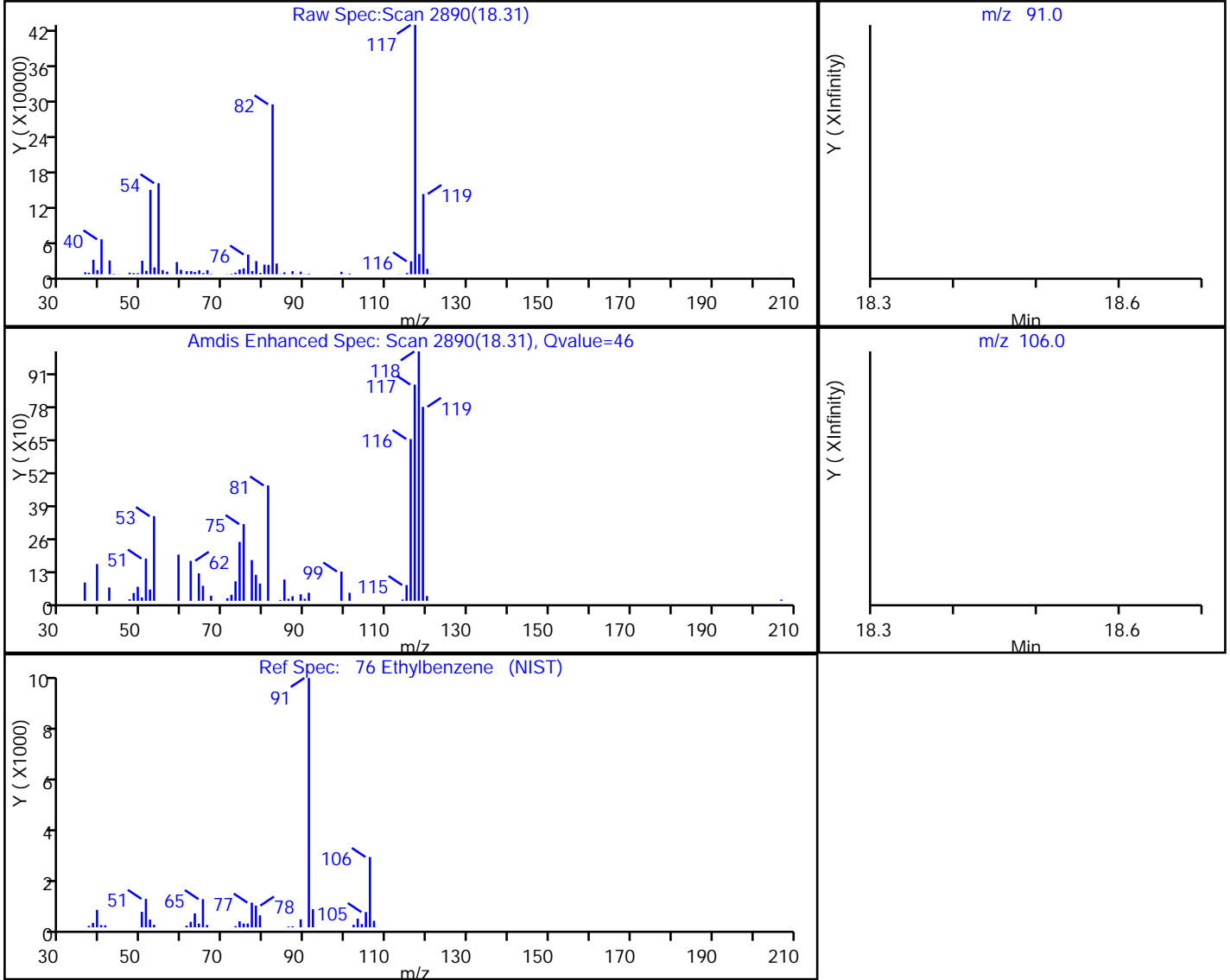


TestAmerica Burlington

Data File: \\ChromNA\Burlington\ChromData\CHC.i\20180308-29503.b\29503\_11.D  
 Injection Date: 08-Mar-2018 19:58:30 Instrument ID: CHC.i  
 Lims ID: 200-42508-A-4 Lab Sample ID: 200-42508-4  
 Client ID: 5460  
 Operator ID: pad ALS Bottle#: 11 Worklist Smp#: 11  
 Purge Vol: 200.000 mL Dil. Factor: 0.2000  
 Method: TO15\_MasterMethod\_(v1)\_CHC.i Limit Group: AI\_TO15\_ICAL  
 Column: RTX-624 (0.32 mm) Detector: MS SCAN

76 Ethylbenzene, CAS: 100-41-4

Processing Results



RT	Mass	Response	Amount
18.31	91.00	2161	0.024201
18.52	106.00	0	

Reviewer: puangmaleek, 09-Mar-2018 13:50:27

Audit Action: Marked Compound Undetected

Audit Reason: Invalid Compound ID

FORM I  
AIR - GC/MS VOA ORGANICS ANALYSIS DATA SHEET

Lab Name: TestAmerica Burlington Job No.: 200-42508-1  
 SDG No.: \_\_\_\_\_  
 Client Sample ID: 3037 Lab Sample ID: 200-42508-5  
 Matrix: Air Lab File ID: 29503\_12.D  
 Analysis Method: TO-15 Date Collected: 03/07/2018 00:00  
 Sample wt/vol: 1000 (mL) Date Analyzed: 03/08/2018 20:56  
 Soil Aliquot Vol: \_\_\_\_\_ Dilution Factor: 0.2  
 Soil Extract Vol.: \_\_\_\_\_ GC Column: RTX-624 ID: 0.32 (mm)  
 % Moisture: \_\_\_\_\_ Level: (low/med) Low  
 Analysis Batch No.: 127174 Units: ppb v/v

CAS NO.	COMPOUND NAME	RESULT	Q	RL	RL
115-07-1	Propylene	1.0	U	1.0	1.0
75-71-8	Dichlorodifluoromethane	0.10	U *	0.10	0.10
75-45-6	Freon 22	0.10	U	0.10	0.10
76-14-2	1,2-Dichlorotetrafluoroethane	0.040	U	0.040	0.040
74-87-3	Chloromethane	0.10	U	0.10	0.10
106-97-8	n-Butane	0.10	U	0.10	0.10
75-01-4	Vinyl chloride	0.040	U	0.040	0.040
106-99-0	1,3-Butadiene	0.040	U	0.040	0.040
74-83-9	Bromomethane	0.040	U	0.040	0.040
75-00-3	Chloroethane	0.10	U	0.10	0.10
593-60-2	Bromoethene (Vinyl Bromide)	0.040	U	0.040	0.040
75-69-4	Trichlorofluoromethane	0.040	U	0.040	0.040
64-17-5	Ethanol	1.0	U	1.0	1.0
76-13-1	Freon TF	0.040	U	0.040	0.040
75-35-4	1,1-Dichloroethene	0.040	U	0.040	0.040
67-64-1	Acetone	1.0	U *	1.0	1.0
67-63-0	Isopropyl alcohol	1.0	U	1.0	1.0
75-15-0	Carbon disulfide	0.10	U	0.10	0.10
107-05-1	3-Chloropropene	0.10	U	0.10	0.10
75-09-2	Methylene Chloride	0.10	U *	0.10	0.10
75-65-0	tert-Butyl alcohol	1.0	U *	1.0	1.0
1634-04-4	Methyl tert-butyl ether	0.040	U	0.040	0.040
156-60-5	trans-1,2-Dichloroethene	0.040	U	0.040	0.040
110-54-3	n-Hexane	0.040	U	0.040	0.040
75-34-3	1,1-Dichloroethane	0.040	U	0.040	0.040
108-05-4	Vinyl acetate	1.0	U *	1.0	1.0
141-78-6	Ethyl acetate	1.0	U	1.0	1.0
78-93-3	Methyl Ethyl Ketone	0.10	U	0.10	0.10
156-59-2	cis-1,2-Dichloroethene	0.040	U	0.040	0.040
540-59-0	1,2-Dichloroethene, Total	0.080	U	0.080	0.080
67-66-3	Chloroform	0.040	U	0.040	0.040
109-99-9	Tetrahydrofuran	1.0	U	1.0	1.0
71-55-6	1,1,1-Trichloroethane	0.040	U	0.040	0.040
110-82-7	Cyclohexane	0.040	U	0.040	0.040
56-23-5	Carbon tetrachloride	0.040	U	0.040	0.040
540-84-1	2,2,4-Trimethylpentane	0.040	U	0.040	0.040

FORM I  
AIR - GC/MS VOA ORGANICS ANALYSIS DATA SHEET

Lab Name: TestAmerica Burlington Job No.: 200-42508-1  
 SDG No.: \_\_\_\_\_  
 Client Sample ID: 3037 Lab Sample ID: 200-42508-5  
 Matrix: Air Lab File ID: 29503\_12.D  
 Analysis Method: TO-15 Date Collected: 03/07/2018 00:00  
 Sample wt/vol: 1000 (mL) Date Analyzed: 03/08/2018 20:56  
 Soil Aliquot Vol: \_\_\_\_\_ Dilution Factor: 0.2  
 Soil Extract Vol.: \_\_\_\_\_ GC Column: RTX-624 ID: 0.32 (mm)  
 % Moisture: \_\_\_\_\_ Level: (low/med) Low  
 Analysis Batch No.: 127174 Units: ppb v/v

CAS NO.	COMPOUND NAME	RESULT	Q	RL	RL
71-43-2	Benzene	0.040	U	0.040	0.040
107-06-2	1,2-Dichloroethane	0.040	U *	0.040	0.040
142-82-5	n-Heptane	0.040	U	0.040	0.040
79-01-6	Trichloroethene	0.040	U	0.040	0.040
80-62-6	Methyl methacrylate	0.10	U	0.10	0.10
78-87-5	1,2-Dichloropropane	0.040	U	0.040	0.040
123-91-1	1,4-Dioxane	1.0	U	1.0	1.0
75-27-4	Bromodichloromethane	0.040	U	0.040	0.040
10061-01-5	cis-1,3-Dichloropropene	0.040	U	0.040	0.040
108-10-1	methyl isobutyl ketone	0.10	U *	0.10	0.10
108-88-3	Toluene	0.040	U	0.040	0.040
10061-02-6	trans-1,3-Dichloropropene	0.040	U	0.040	0.040
79-00-5	1,1,2-Trichloroethane	0.040	U	0.040	0.040
127-18-4	Tetrachloroethene	0.040	U	0.040	0.040
591-78-6	Methyl Butyl Ketone (2-Hexanone)	0.10	U *	0.10	0.10
124-48-1	Dibromochloromethane	0.040	U	0.040	0.040
106-93-4	1,2-Dibromoethane	0.040	U	0.040	0.040
108-90-7	Chlorobenzene	0.040	U	0.040	0.040
100-41-4	Ethylbenzene	0.040	U	0.040	0.040
179601-23-1	m,p-Xylene	0.10	U	0.10	0.10
95-47-6	Xylene, o-	0.040	U	0.040	0.040
1330-20-7	Xylene (total)	0.14	U	0.14	0.14
100-42-5	Styrene	0.040	U	0.040	0.040
75-25-2	Bromoform	0.040	U	0.040	0.040
98-82-8	Cumene	0.040	U	0.040	0.040
79-34-5	1,1,2,2-Tetrachloroethane	0.040	U	0.040	0.040
103-65-1	n-Propylbenzene	0.040	U	0.040	0.040
622-96-8	4-Ethyltoluene	0.040	U	0.040	0.040
108-67-8	1,3,5-Trimethylbenzene	0.040	U	0.040	0.040
95-49-8	2-Chlorotoluene	0.040	U	0.040	0.040
98-06-6	tert-Butylbenzene	0.040	U	0.040	0.040
95-63-6	1,2,4-Trimethylbenzene	0.040	U	0.040	0.040
135-98-8	sec-Butylbenzene	0.040	U	0.040	0.040
99-87-6	4-Isopropyltoluene	0.040	U	0.040	0.040
541-73-1	1,3-Dichlorobenzene	0.040	U	0.040	0.040
106-46-7	1,4-Dichlorobenzene	0.040	U	0.040	0.040

FORM I  
AIR - GC/MS VOA ORGANICS ANALYSIS DATA SHEET

Lab Name: TestAmerica Burlington Job No.: 200-42508-1  
 SDG No.: \_\_\_\_\_  
 Client Sample ID: 3037 Lab Sample ID: 200-42508-5  
 Matrix: Air Lab File ID: 29503\_12.D  
 Analysis Method: TO-15 Date Collected: 03/07/2018 00:00  
 Sample wt/vol: 1000 (mL) Date Analyzed: 03/08/2018 20:56  
 Soil Aliquot Vol: \_\_\_\_\_ Dilution Factor: 0.2  
 Soil Extract Vol.: \_\_\_\_\_ GC Column: RTX-624 ID: 0.32 (mm)  
 % Moisture: \_\_\_\_\_ Level: (low/med) Low  
 Analysis Batch No.: 127174 Units: ppb v/v

CAS NO.	COMPOUND NAME	RESULT	Q	RL	RL
100-44-7	Benzyl chloride	0.040	U	0.040	0.040
104-51-8	n-Butylbenzene	0.040	U	0.040	0.040
95-50-1	1,2-Dichlorobenzene	0.040	U	0.040	0.040
120-82-1	1,2,4-Trichlorobenzene	0.10	U	0.10	0.10
87-68-3	Hexachlorobutadiene	0.040	U	0.040	0.040
91-20-3	Naphthalene	0.10	U	0.10	0.10

TestAmerica Burlington  
Target Compound Quantitation Report

Data File: \\ChromNA\Burlington\ChromData\CHC.i\20180308-29503.b\29503\_12.D  
 Lims ID: 200-42508-A-5  
 Client ID: 3037  
 Sample Type: Client  
 Inject. Date: 08-Mar-2018 20:56:30 ALS Bottle#: 12 Worklist Smp#: 12  
 Purge Vol: 200.000 mL Dil. Factor: 0.2000  
 Sample Info: 200-0029503-012  
 Operator ID: pad Instrument ID: CHC.i  
 Method: \\ChromNA\Burlington\ChromData\CHC.i\20180308-29503.b\TO15\_MasterMethod\_(v1)\_CHC.i.m  
 Limit Group: AI\_TO15\_ICAL  
 Last Update: 09-Mar-2018 13:45:01 Calib Date: 26-Jan-2018 01:35:30  
 Integrator: RTE ID Type: Deconvolution ID  
 Quant Method: Internal Standard Quant By: Initial Calibration  
 Last ICal File: \\ChromNA\Burlington\ChromData\CHC.i\20180125-28916.b\28916\_12.D  
 Column 1 : RTX-624 (0.32 mm) Det: MS SCAN  
 Process Host: XAWRK012

First Level Reviewer: puangmaleek

Date:

09-Mar-2018 13:51:48

Compound	Sig	RT (min.)	Adj RT (min.)	Dlt RT (min.)	Q	Response	OnCol Amt ppb v/v	Flags
1 Propene	41		2.962				ND	
2 Dichlorodifluoromethane	85		3.031				ND	
3 Chlorodifluoromethane	51		3.079				ND	
4 1,2-Dichloro-1,1,2,2-tetra	85		3.293				ND	
5 Chloromethane	50		3.421				ND	
6 Butane	43		3.624				ND	
7 Vinyl chloride	62		3.666				ND	
8 Butadiene	54		3.741				ND	
10 Bromomethane	94		4.414				ND	
11 Chloroethane	64		4.654				ND	
13 Vinyl bromide	106		5.043				ND	
14 Trichlorofluoromethane	101		5.150				ND	
17 Ethanol	45		5.732				ND	
20 1,1,2-Trichloro-1,2,2-trif	101		6.244				ND	
21 1,1-Dichloroethene	96		6.276				ND	
22 Acetone	43		6.500				ND	
23 Carbon disulfide	76		6.655				ND	
24 Isopropyl alcohol	45		6.821				ND	
25 3-Chloro-1-propene	41		7.071				ND	
27 Methylene Chloride	49		7.370				ND	
28 2-Methyl-2-propanol	59		7.600				ND	
29 Methyl tert-butyl ether	73		7.776				ND	
31 trans-1,2-Dichloroethene	61		7.819				ND	
33 Hexane	57		8.219				ND	
34 1,1-Dichloroethane	63		8.688				ND	
35 Vinyl acetate	43		8.774				ND	
37 cis-1,2-Dichloroethene	96		9.809				ND	
38 2-Butanone (MEK)	72		9.847				ND	
39 Ethyl acetate	88		9.911				ND	
S 30 1,2-Dichloroethene, Total	61		10.200				ND	
41 Tetrahydrofuran	42		10.273				ND	
* 40 Chlorobromomethane	128	10.268	10.273	-0.005	90	211035	10.0	

Compound	Sig	RT (min.)	Adj RT (min.)	Dlt RT (min.)	Q	Response	OnCol Amt ppb v/v	Flags
42 Chloroform	83		10.418				ND	
43 Cyclohexane	84		10.663				ND	
44 1,1,1-Trichloroethane	97		10.684				ND	
45 Carbon tetrachloride	117		10.941				ND	
46 Isooctane	57		11.394				ND	
47 Benzene	78		11.400				ND	
48 1,2-Dichloroethane	62		11.581				ND	
49 n-Heptane	43		11.795				ND	
* 50 1,4-Difluorobenzene	114	12.259	12.259	0.000	98	1113244	10.0	
53 Trichloroethene	95		12.734				ND	
54 1,2-Dichloropropane	63		13.278				ND	
55 Methyl methacrylate	69		13.470				ND	
56 1,4-Dioxane	88		13.513				ND	
57 Dibromomethane	174		13.540				ND	
58 Dichlorobromomethane	83		13.855				ND	
60 cis-1,3-Dichloropropene	75		14.805				ND	
61 4-Methyl-2-pentanone (MIBK)	43		15.082				ND	
65 Toluene	92		15.397				ND	
66 trans-1,3-Dichloropropene	75		16.005				ND	
67 1,1,2-Trichloroethane	83		16.374				ND	
68 Tetrachloroethene	166		16.491				ND	
69 2-Hexanone	43		16.817				ND	
71 Chlorodibromomethane	129		17.137				ND	
72 Ethylene Dibromide	107		17.393				ND	
* 74 Chlorobenzene-d5	117	18.300	18.300	0.000	98	1130862	10.0	
75 Chlorobenzene	112		18.359				ND	
76 Ethylbenzene	91		18.519				ND	U
78 m-Xylene & p-Xylene	106		18.770				ND	
79 o-Xylene	106		19.608				ND	
80 Styrene	104		19.656				ND	
81 Bromoform	173		20.088				ND	
S 73 Xylenes, Total	106		20.100				ND	
82 Isopropylbenzene	105		20.312				ND	
84 1,1,2,2-Tetrachloroethane	83		20.979				ND	
85 N-Propylbenzene	91		21.054				ND	
88 4-Ethyltoluene	105		21.246				ND	
89 2-Chlorotoluene	91		21.252				ND	
90 1,3,5-Trimethylbenzene	105		21.353				ND	
92 tert-Butylbenzene	119		21.849				ND	
93 1,2,4-Trimethylbenzene	105		21.945				ND	
94 sec-Butylbenzene	105		22.180				ND	
95 4-Isopropyltoluene	119		22.383				ND	
96 1,3-Dichlorobenzene	146		22.410				ND	
97 1,4-Dichlorobenzene	146		22.548				ND	
98 Benzyl chloride	91		22.741				ND	
100 n-Butylbenzene	91		22.954				ND	
101 1,2-Dichlorobenzene	146		23.071				ND	
103 1,2,4-Trichlorobenzene	180		25.494				ND	
104 Hexachlorobutadiene	225		25.681				ND	
105 Naphthalene	128		25.948				ND	

[QC Flag Legend](#)

Review Flags

U - Marked Undetected

[Reagents:](#)

ATTO15CISs\_00010

Amount Added: 20.00

Units: mL

Run Reagent

- 1
- 2
- 3
- 4
- 5
- 6
- 7
- 8
- 9
- 10
- 11
- 12
- 13
- 14
- 15



TestAmerica Burlington

Data File: \\ChromNA\Burlington\ChromData\CHC.i\20180308-29503.b\29503\_12.D

Injection Date: 08-Mar-2018 20:56:30

Instrument ID: CHC.i

Operator ID: pad

Lims ID: 200-42508-A-5

Lab Sample ID: 200-42508-5

Worklist Smp#: 12

Client ID: 3037

Purge Vol: 200.000 mL

Dil. Factor: 0.2000

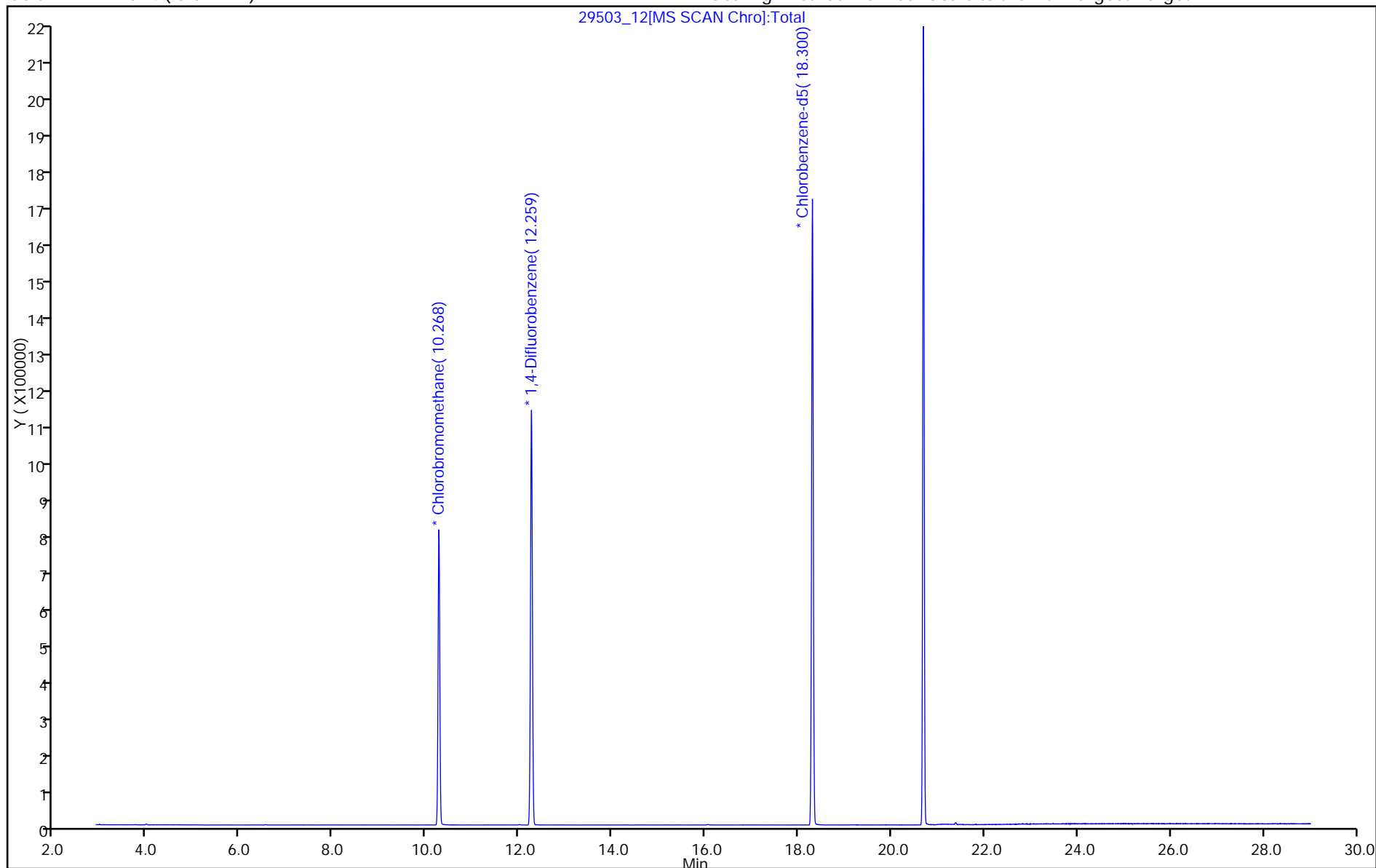
ALS Bottle#: 12

Method: TO15\_MasterMethod\_(v1)\_CHC.i

Limit Group: AI\_TO15\_ICAL

Column: RTX-624 ( 0.32 mm)

Y Scaling: Method Defined: Scale to the Nth Largest Target: 1

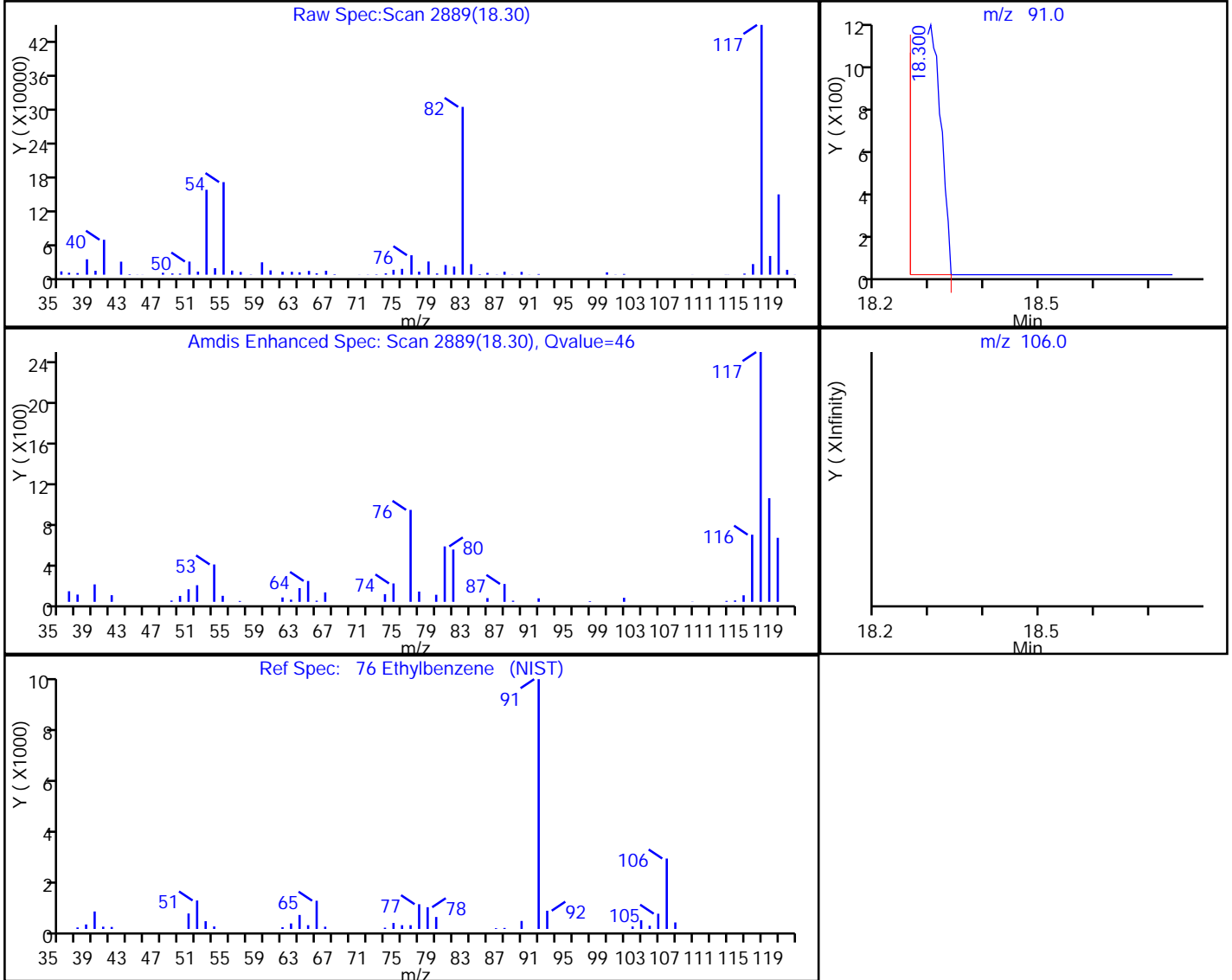


TestAmerica Burlington

Data File: \\ChromNA\Burlington\ChromData\CHC.i\20180308-29503.b\29503\_12.D  
 Injection Date: 08-Mar-2018 20:56:30 Instrument ID: CHC.i  
 Lims ID: 200-42508-A-5 Lab Sample ID: 200-42508-5  
 Client ID: 3037  
 Operator ID: pad ALS Bottle#: 12 Worklist Smp#: 12  
 Purge Vol: 200.000 mL Dil. Factor: 0.2000  
 Method: TO15\_MasterMethod\_(v1)\_CHC.i Limit Group: AI\_TO15\_ICAL  
 Column: RTX-624 (0.32 mm) Detector: MS SCAN

76 Ethylbenzene, CAS: 100-41-4

Processing Results



RT	Mass	Response	Amount
18.30	91.00	2787	0.031973
18.52	106.00	0	

Reviewer: puangmaleek, 09-Mar-2018 13:51:48

Audit Action: Marked Compound Undetected

Audit Reason: Invalid Compound ID

FORM I  
AIR - GC/MS VOA ORGANICS ANALYSIS DATA SHEET

Lab Name: TestAmerica Burlington Job No.: 200-42508-1  
 SDG No.: \_\_\_\_\_  
 Client Sample ID: 5100 Lab Sample ID: 200-42508-6  
 Matrix: Air Lab File ID: 29503\_13.D  
 Analysis Method: TO-15 Date Collected: 03/07/2018 00:00  
 Sample wt/vol: 1000 (mL) Date Analyzed: 03/08/2018 21:55  
 Soil Aliquot Vol: \_\_\_\_\_ Dilution Factor: 0.2  
 Soil Extract Vol.: \_\_\_\_\_ GC Column: RTX-624 ID: 0.32 (mm)  
 % Moisture: \_\_\_\_\_ Level: (low/med) Low  
 Analysis Batch No.: 127174 Units: ppb v/v

CAS NO.	COMPOUND NAME	RESULT	Q	RL	RL
115-07-1	Propylene	1.0	U	1.0	1.0
75-71-8	Dichlorodifluoromethane	0.10	U *	0.10	0.10
75-45-6	Freon 22	0.10	U	0.10	0.10
76-14-2	1,2-Dichlorotetrafluoroethane	0.040	U	0.040	0.040
74-87-3	Chloromethane	0.10	U	0.10	0.10
106-97-8	n-Butane	0.10	U	0.10	0.10
75-01-4	Vinyl chloride	0.040	U	0.040	0.040
106-99-0	1,3-Butadiene	0.040	U	0.040	0.040
74-83-9	Bromomethane	0.040	U	0.040	0.040
75-00-3	Chloroethane	0.10	U	0.10	0.10
593-60-2	Bromoethene (Vinyl Bromide)	0.040	U	0.040	0.040
75-69-4	Trichlorofluoromethane	0.040	U	0.040	0.040
64-17-5	Ethanol	1.0	U	1.0	1.0
76-13-1	Freon TF	0.040	U	0.040	0.040
75-35-4	1,1-Dichloroethene	0.040	U	0.040	0.040
67-64-1	Acetone	1.0	U *	1.0	1.0
67-63-0	Isopropyl alcohol	1.0	U	1.0	1.0
75-15-0	Carbon disulfide	0.10	U	0.10	0.10
107-05-1	3-Chloropropene	0.10	U	0.10	0.10
75-09-2	Methylene Chloride	0.10	U *	0.10	0.10
75-65-0	tert-Butyl alcohol	1.0	U *	1.0	1.0
1634-04-4	Methyl tert-butyl ether	0.040	U	0.040	0.040
156-60-5	trans-1,2-Dichloroethene	0.040	U	0.040	0.040
110-54-3	n-Hexane	0.040	U	0.040	0.040
75-34-3	1,1-Dichloroethane	0.040	U	0.040	0.040
108-05-4	Vinyl acetate	1.0	U *	1.0	1.0
141-78-6	Ethyl acetate	1.0	U	1.0	1.0
78-93-3	Methyl Ethyl Ketone	0.10	U	0.10	0.10
156-59-2	cis-1,2-Dichloroethene	0.040	U	0.040	0.040
540-59-0	1,2-Dichloroethene, Total	0.080	U	0.080	0.080
67-66-3	Chloroform	0.040	U	0.040	0.040
109-99-9	Tetrahydrofuran	1.0	U	1.0	1.0
71-55-6	1,1,1-Trichloroethane	0.040	U	0.040	0.040
110-82-7	Cyclohexane	0.040	U	0.040	0.040
56-23-5	Carbon tetrachloride	0.040	U	0.040	0.040
540-84-1	2,2,4-Trimethylpentane	0.040	U	0.040	0.040

FORM I  
AIR - GC/MS VOA ORGANICS ANALYSIS DATA SHEET

Lab Name: TestAmerica Burlington Job No.: 200-42508-1  
 SDG No.: \_\_\_\_\_  
 Client Sample ID: 5100 Lab Sample ID: 200-42508-6  
 Matrix: Air Lab File ID: 29503\_13.D  
 Analysis Method: TO-15 Date Collected: 03/07/2018 00:00  
 Sample wt/vol: 1000 (mL) Date Analyzed: 03/08/2018 21:55  
 Soil Aliquot Vol: \_\_\_\_\_ Dilution Factor: 0.2  
 Soil Extract Vol.: \_\_\_\_\_ GC Column: RTX-624 ID: 0.32 (mm)  
 % Moisture: \_\_\_\_\_ Level: (low/med) Low  
 Analysis Batch No.: 127174 Units: ppb v/v

CAS NO.	COMPOUND NAME	RESULT	Q	RL	RL
71-43-2	Benzene	0.040	U	0.040	0.040
107-06-2	1,2-Dichloroethane	0.040	U *	0.040	0.040
142-82-5	n-Heptane	0.040	U	0.040	0.040
79-01-6	Trichloroethene	0.040	U	0.040	0.040
80-62-6	Methyl methacrylate	0.10	U	0.10	0.10
78-87-5	1,2-Dichloropropane	0.040	U	0.040	0.040
123-91-1	1,4-Dioxane	1.0	U	1.0	1.0
75-27-4	Bromodichloromethane	0.040	U	0.040	0.040
10061-01-5	cis-1,3-Dichloropropene	0.040	U	0.040	0.040
108-10-1	methyl isobutyl ketone	0.10	U *	0.10	0.10
108-88-3	Toluene	0.040	U	0.040	0.040
10061-02-6	trans-1,3-Dichloropropene	0.040	U	0.040	0.040
79-00-5	1,1,2-Trichloroethane	0.040	U	0.040	0.040
127-18-4	Tetrachloroethene	0.040	U	0.040	0.040
591-78-6	Methyl Butyl Ketone (2-Hexanone)	0.10	U *	0.10	0.10
124-48-1	Dibromochloromethane	0.040	U	0.040	0.040
106-93-4	1,2-Dibromoethane	0.040	U	0.040	0.040
108-90-7	Chlorobenzene	0.040	U	0.040	0.040
100-41-4	Ethylbenzene	0.040	U	0.040	0.040
179601-23-1	m,p-Xylene	0.10	U	0.10	0.10
95-47-6	Xylene, o-	0.040	U	0.040	0.040
1330-20-7	Xylene (total)	0.14	U	0.14	0.14
100-42-5	Styrene	0.040	U	0.040	0.040
75-25-2	Bromoform	0.040	U	0.040	0.040
98-82-8	Cumene	0.040	U	0.040	0.040
79-34-5	1,1,2,2-Tetrachloroethane	0.040	U	0.040	0.040
103-65-1	n-Propylbenzene	0.040	U	0.040	0.040
622-96-8	4-Ethyltoluene	0.040	U	0.040	0.040
108-67-8	1,3,5-Trimethylbenzene	0.040	U	0.040	0.040
95-49-8	2-Chlorotoluene	0.040	U	0.040	0.040
98-06-6	tert-Butylbenzene	0.040	U	0.040	0.040
95-63-6	1,2,4-Trimethylbenzene	0.040	U	0.040	0.040
135-98-8	sec-Butylbenzene	0.040	U	0.040	0.040
99-87-6	4-Isopropyltoluene	0.040	U	0.040	0.040
541-73-1	1,3-Dichlorobenzene	0.040	U	0.040	0.040
106-46-7	1,4-Dichlorobenzene	0.040	U	0.040	0.040

FORM I  
AIR - GC/MS VOA ORGANICS ANALYSIS DATA SHEET

Lab Name: TestAmerica Burlington Job No.: 200-42508-1  
 SDG No.: \_\_\_\_\_  
 Client Sample ID: 5100 Lab Sample ID: 200-42508-6  
 Matrix: Air Lab File ID: 29503\_13.D  
 Analysis Method: TO-15 Date Collected: 03/07/2018 00:00  
 Sample wt/vol: 1000 (mL) Date Analyzed: 03/08/2018 21:55  
 Soil Aliquot Vol: \_\_\_\_\_ Dilution Factor: 0.2  
 Soil Extract Vol.: \_\_\_\_\_ GC Column: RTX-624 ID: 0.32 (mm)  
 % Moisture: \_\_\_\_\_ Level: (low/med) Low  
 Analysis Batch No.: 127174 Units: ppb v/v

CAS NO.	COMPOUND NAME	RESULT	Q	RL	RL
100-44-7	Benzyl chloride	0.040	U	0.040	0.040
104-51-8	n-Butylbenzene	0.040	U	0.040	0.040
95-50-1	1,2-Dichlorobenzene	0.040	U	0.040	0.040
120-82-1	1,2,4-Trichlorobenzene	0.10	U	0.10	0.10
87-68-3	Hexachlorobutadiene	0.040	U	0.040	0.040
91-20-3	Naphthalene	0.10	U	0.10	0.10

TestAmerica Burlington  
Target Compound Quantitation Report

Data File: \\ChromNA\Burlington\ChromData\CHC.i\20180308-29503.b\29503\_13.D  
 Lims ID: 200-42508-A-6  
 Client ID: 5100  
 Sample Type: Client  
 Inject. Date: 08-Mar-2018 21:55:30 ALS Bottle#: 13 Worklist Smp#: 13  
 Purge Vol: 200.000 mL Dil. Factor: 0.2000  
 Sample Info: 200-0029503-013  
 Operator ID: pad Instrument ID: CHC.i  
 Method: \\ChromNA\Burlington\ChromData\CHC.i\20180308-29503.b\TO15\_MasterMethod\_(v1)\_CHC.i.m  
 Limit Group: AI\_TO15\_ICAL  
 Last Update: 09-Mar-2018 13:45:01 Calib Date: 26-Jan-2018 01:35:30  
 Integrator: RTE ID Type: Deconvolution ID  
 Quant Method: Internal Standard Quant By: Initial Calibration  
 Last ICal File: \\ChromNA\Burlington\ChromData\CHC.i\20180125-28916.b\28916\_12.D  
 Column 1 : RTX-624 (0.32 mm) Det: MS SCAN  
 Process Host: XAWRK012

First Level Reviewer: puangmaleek

Date: 09-Mar-2018 13:53:10

Compound	Sig	RT (min.)	Adj RT (min.)	Dlt RT (min.)	Q	Response	OnCol Amt ppb v/v	Flags
1 Propene	41		2.962				ND	
2 Dichlorodifluoromethane	85		3.031				ND	
3 Chlorodifluoromethane	51		3.079				ND	
4 1,2-Dichloro-1,1,2,2-tetra	85		3.293				ND	
5 Chloromethane	50		3.421				ND	
6 Butane	43		3.624				ND	
7 Vinyl chloride	62		3.666				ND	
8 Butadiene	54		3.741				ND	
10 Bromomethane	94		4.414				ND	
11 Chloroethane	64		4.654				ND	
13 Vinyl bromide	106		5.043				ND	
14 Trichlorofluoromethane	101		5.150				ND	
17 Ethanol	45		5.732				ND	
20 1,1,2-Trichloro-1,2,2-trif	101		6.244				ND	
21 1,1-Dichloroethene	96		6.276				ND	
22 Acetone	43		6.500				ND	
23 Carbon disulfide	76		6.655				ND	
24 Isopropyl alcohol	45		6.821				ND	
25 3-Chloro-1-propene	41		7.071				ND	
27 Methylene Chloride	49		7.370				ND	
28 2-Methyl-2-propanol	59		7.600				ND	
29 Methyl tert-butyl ether	73		7.776				ND	
31 trans-1,2-Dichloroethene	61		7.819				ND	
33 Hexane	57		8.219				ND	
34 1,1-Dichloroethane	63		8.688				ND	
35 Vinyl acetate	43		8.774				ND	
37 cis-1,2-Dichloroethene	96		9.809				ND	
38 2-Butanone (MEK)	72		9.847				ND	
39 Ethyl acetate	88		9.911				ND	
S 30 1,2-Dichloroethene, Total	61		10.200				ND	
41 Tetrahydrofuran	42		10.273				ND	
* 40 Chlorobromomethane	128	10.268	10.273	-0.005	90	216862	10.0	

Compound	Sig	RT (min.)	Adj RT (min.)	Dlt RT (min.)	Q	Response	OnCol Amt ppb v/v	Flags
42 Chloroform	83		10.418				ND	
43 Cyclohexane	84		10.663				ND	
44 1,1,1-Trichloroethane	97		10.684				ND	
45 Carbon tetrachloride	117		10.941				ND	
46 Isooctane	57		11.394				ND	
47 Benzene	78		11.400				ND	
48 1,2-Dichloroethane	62		11.581				ND	
49 n-Heptane	43		11.795				ND	
* 50 1,4-Difluorobenzene	114	12.259	12.259	0.000	98	1132983	10.0	
53 Trichloroethene	95		12.734				ND	
54 1,2-Dichloropropane	63		13.278				ND	
55 Methyl methacrylate	69		13.470				ND	
56 1,4-Dioxane	88		13.513				ND	
57 Dibromomethane	174		13.540				ND	
58 Dichlorobromomethane	83		13.855				ND	
60 cis-1,3-Dichloropropene	75		14.805				ND	
61 4-Methyl-2-pentanone (MIBK)	43		15.082				ND	
65 Toluene	92		15.397				ND	
66 trans-1,3-Dichloropropene	75		16.005				ND	
67 1,1,2-Trichloroethane	83		16.374				ND	
68 Tetrachloroethene	166		16.491				ND	
69 2-Hexanone	43		16.817				ND	
71 Chlorodibromomethane	129		17.137				ND	
72 Ethylene Dibromide	107		17.393				ND	
* 74 Chlorobenzene-d5	117	18.300	18.300	0.000	96	1153218	10.0	
75 Chlorobenzene	112		18.359				ND	
76 Ethylbenzene	91		18.519				ND	U
78 m-Xylene & p-Xylene	106		18.770				ND	
79 o-Xylene	106		19.608				ND	
80 Styrene	104		19.656				ND	
81 Bromoform	173		20.088				ND	
S 73 Xylenes, Total	106		20.100				ND	
82 Isopropylbenzene	105		20.312				ND	
84 1,1,2,2-Tetrachloroethane	83		20.979				ND	
85 N-Propylbenzene	91		21.054				ND	
88 4-Ethyltoluene	105		21.246				ND	
89 2-Chlorotoluene	91		21.252				ND	
90 1,3,5-Trimethylbenzene	105		21.353				ND	
92 tert-Butylbenzene	119		21.849				ND	
93 1,2,4-Trimethylbenzene	105		21.945				ND	
94 sec-Butylbenzene	105		22.180				ND	
95 4-Isopropyltoluene	119		22.383				ND	
96 1,3-Dichlorobenzene	146		22.410				ND	
97 1,4-Dichlorobenzene	146		22.548				ND	
98 Benzyl chloride	91		22.741				ND	
100 n-Butylbenzene	91		22.954				ND	
101 1,2-Dichlorobenzene	146		23.071				ND	
103 1,2,4-Trichlorobenzene	180		25.494				ND	
104 Hexachlorobutadiene	225		25.681				ND	
105 Naphthalene	128		25.948				ND	

[QC Flag Legend](#)

Review Flags

U - Marked Undetected

[Reagents:](#)

ATTO15CISs\_00010

Amount Added: 20.00

Units: mL

Run Reagent

1

2

3

4

5

6

7

8

9

10

11

12

13

14

15



TestAmerica Burlington

Data File: \\ChromNA\Burlington\ChromData\CHC.i\20180308-29503.b\29503\_13.D

Injection Date: 08-Mar-2018 21:55:30

Instrument ID: CHC.i

Operator ID: pad

Lims ID: 200-42508-A-6

Lab Sample ID: 200-42508-6

Worklist Smp#: 13

Client ID: 5100

Purge Vol: 200.000 mL

Dil. Factor: 0.2000

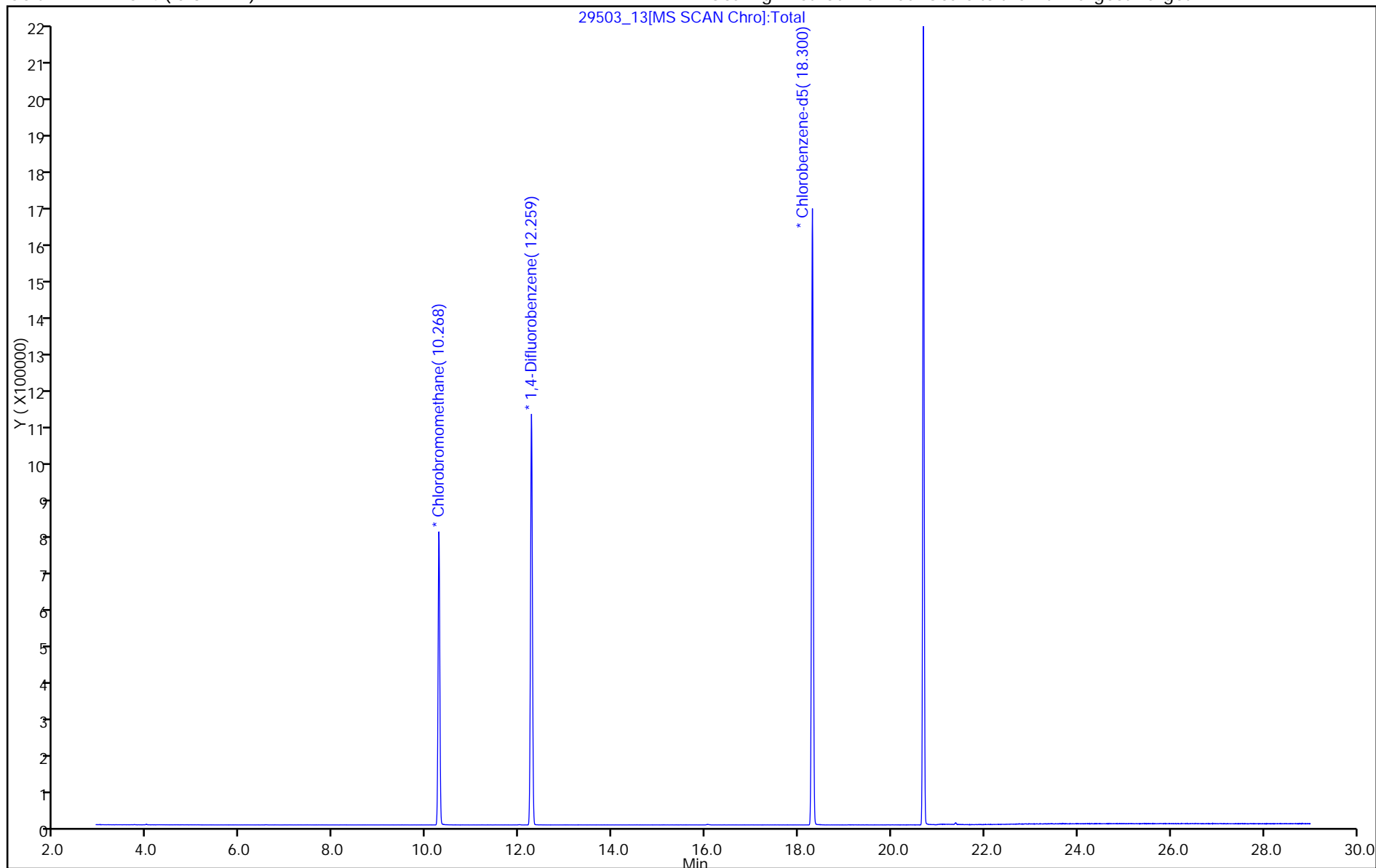
ALS Bottle#: 13

Method: TO15\_MasterMethod\_(v1)\_CHC.i

Limit Group: AI\_TO15\_ICAL

Column: RTX-624 ( 0.32 mm)

Y Scaling: Method Defined: Scale to the Nth Largest Target: 1

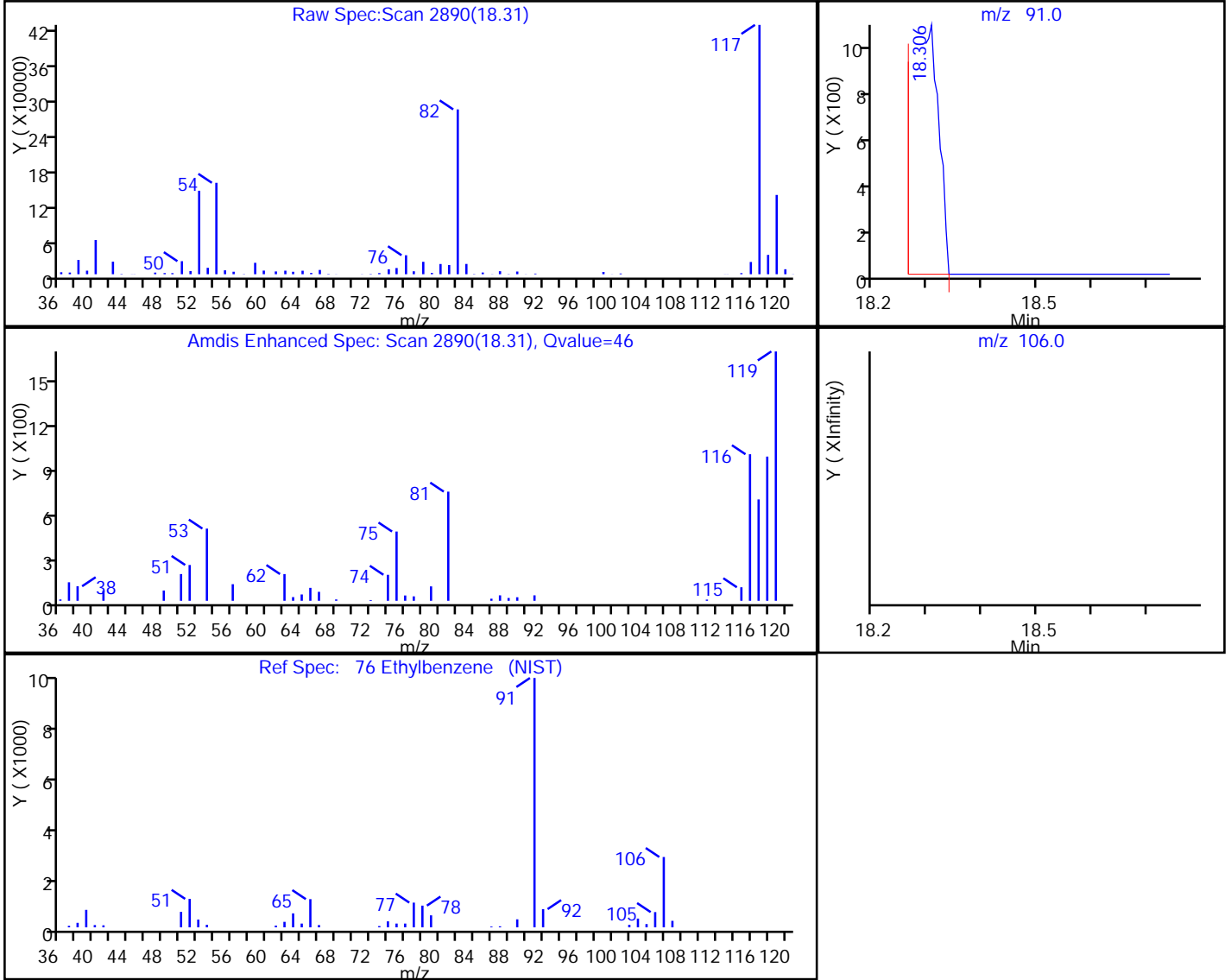


TestAmerica Burlington

Data File: \\ChromNA\Burlington\ChromData\CHC.i\20180308-29503.b\29503\_13.D  
 Injection Date: 08-Mar-2018 21:55:30 Instrument ID: CHC.i  
 Lims ID: 200-42508-A-6 Lab Sample ID: 200-42508-6  
 Client ID: 5100  
 Operator ID: pad ALS Bottle#: 13 Worklist Smp#: 13  
 Purge Vol: 200.000 mL Dil. Factor: 0.2000  
 Method: TO15\_MasterMethod\_(v1)\_CHC.i Limit Group: AI\_TO15\_ICAL  
 Column: RTX-624 (0.32 mm) Detector: MS SCAN

76 Ethylbenzene, CAS: 100-41-4

Processing Results



RT	Mass	Response	Amount
18.31	91.00	2773	0.031196
18.52	106.00	0	

Reviewer: puangmaleek, 09-Mar-2018 13:53:10

Audit Action: Marked Compound Undetected

Audit Reason: Invalid Compound ID

FORM I  
AIR - GC/MS VOA ORGANICS ANALYSIS DATA SHEET

Lab Name: TestAmerica Burlington Job No.: 200-42508-1  
 SDG No.: \_\_\_\_\_  
 Client Sample ID: 4068 Lab Sample ID: 200-42508-7  
 Matrix: Air Lab File ID: 29503\_14.D  
 Analysis Method: TO-15 Date Collected: 03/07/2018 00:00  
 Sample wt/vol: 1000 (mL) Date Analyzed: 03/08/2018 22:53  
 Soil Aliquot Vol: \_\_\_\_\_ Dilution Factor: 0.2  
 Soil Extract Vol.: \_\_\_\_\_ GC Column: RTX-624 ID: 0.32 (mm)  
 % Moisture: \_\_\_\_\_ Level: (low/med) Low  
 Analysis Batch No.: 127174 Units: ppb v/v

CAS NO.	COMPOUND NAME	RESULT	Q	RL	RL
115-07-1	Propylene	1.0	U	1.0	1.0
75-71-8	Dichlorodifluoromethane	0.10	U *	0.10	0.10
75-45-6	Freon 22	0.10	U	0.10	0.10
76-14-2	1,2-Dichlorotetrafluoroethane	0.040	U	0.040	0.040
74-87-3	Chloromethane	0.10	U	0.10	0.10
106-97-8	n-Butane	0.10	U	0.10	0.10
75-01-4	Vinyl chloride	0.040	U	0.040	0.040
106-99-0	1,3-Butadiene	0.040	U	0.040	0.040
74-83-9	Bromomethane	0.040	U	0.040	0.040
75-00-3	Chloroethane	0.10	U	0.10	0.10
593-60-2	Bromoethene (Vinyl Bromide)	0.040	U	0.040	0.040
75-69-4	Trichlorofluoromethane	0.040	U	0.040	0.040
64-17-5	Ethanol	1.0	U	1.0	1.0
76-13-1	Freon TF	0.040	U	0.040	0.040
75-35-4	1,1-Dichloroethene	0.040	U	0.040	0.040
67-64-1	Acetone	1.0	U *	1.0	1.0
67-63-0	Isopropyl alcohol	1.0	U	1.0	1.0
75-15-0	Carbon disulfide	0.10	U	0.10	0.10
107-05-1	3-Chloropropene	0.10	U	0.10	0.10
75-09-2	Methylene Chloride	0.10	U *	0.10	0.10
75-65-0	tert-Butyl alcohol	1.0	U *	1.0	1.0
1634-04-4	Methyl tert-butyl ether	0.040	U	0.040	0.040
156-60-5	trans-1,2-Dichloroethene	0.040	U	0.040	0.040
110-54-3	n-Hexane	0.040	U	0.040	0.040
75-34-3	1,1-Dichloroethane	0.040	U	0.040	0.040
108-05-4	Vinyl acetate	1.0	U *	1.0	1.0
141-78-6	Ethyl acetate	1.0	U	1.0	1.0
78-93-3	Methyl Ethyl Ketone	0.10	U	0.10	0.10
156-59-2	cis-1,2-Dichloroethene	0.040	U	0.040	0.040
540-59-0	1,2-Dichloroethene, Total	0.080	U	0.080	0.080
67-66-3	Chloroform	0.040	U	0.040	0.040
109-99-9	Tetrahydrofuran	1.0	U	1.0	1.0
71-55-6	1,1,1-Trichloroethane	0.040	U	0.040	0.040
110-82-7	Cyclohexane	0.040	U	0.040	0.040
56-23-5	Carbon tetrachloride	0.040	U	0.040	0.040
540-84-1	2,2,4-Trimethylpentane	0.040	U	0.040	0.040

FORM I  
AIR - GC/MS VOA ORGANICS ANALYSIS DATA SHEET

Lab Name: TestAmerica Burlington Job No.: 200-42508-1  
 SDG No.: \_\_\_\_\_  
 Client Sample ID: 4068 Lab Sample ID: 200-42508-7  
 Matrix: Air Lab File ID: 29503\_14.D  
 Analysis Method: TO-15 Date Collected: 03/07/2018 00:00  
 Sample wt/vol: 1000 (mL) Date Analyzed: 03/08/2018 22:53  
 Soil Aliquot Vol: \_\_\_\_\_ Dilution Factor: 0.2  
 Soil Extract Vol.: \_\_\_\_\_ GC Column: RTX-624 ID: 0.32 (mm)  
 % Moisture: \_\_\_\_\_ Level: (low/med) Low  
 Analysis Batch No.: 127174 Units: ppb v/v

CAS NO.	COMPOUND NAME	RESULT	Q	RL	RL
71-43-2	Benzene	0.040	U	0.040	0.040
107-06-2	1,2-Dichloroethane	0.040	U *	0.040	0.040
142-82-5	n-Heptane	0.040	U	0.040	0.040
79-01-6	Trichloroethene	0.040	U	0.040	0.040
80-62-6	Methyl methacrylate	0.10	U	0.10	0.10
78-87-5	1,2-Dichloropropane	0.040	U	0.040	0.040
123-91-1	1,4-Dioxane	1.0	U	1.0	1.0
75-27-4	Bromodichloromethane	0.040	U	0.040	0.040
10061-01-5	cis-1,3-Dichloropropene	0.040	U	0.040	0.040
108-10-1	methyl isobutyl ketone	0.10	U *	0.10	0.10
108-88-3	Toluene	0.040	U	0.040	0.040
10061-02-6	trans-1,3-Dichloropropene	0.040	U	0.040	0.040
79-00-5	1,1,2-Trichloroethane	0.040	U	0.040	0.040
127-18-4	Tetrachloroethene	0.040	U	0.040	0.040
591-78-6	Methyl Butyl Ketone (2-Hexanone)	0.10	U *	0.10	0.10
124-48-1	Dibromochloromethane	0.040	U	0.040	0.040
106-93-4	1,2-Dibromoethane	0.040	U	0.040	0.040
108-90-7	Chlorobenzene	0.040	U	0.040	0.040
100-41-4	Ethylbenzene	0.040	U	0.040	0.040
179601-23-1	m,p-Xylene	0.10	U	0.10	0.10
95-47-6	Xylene, o-	0.040	U	0.040	0.040
1330-20-7	Xylene (total)	0.14	U	0.14	0.14
100-42-5	Styrene	0.040	U	0.040	0.040
75-25-2	Bromoform	0.040	U	0.040	0.040
98-82-8	Cumene	0.040	U	0.040	0.040
79-34-5	1,1,2,2-Tetrachloroethane	0.040	U	0.040	0.040
103-65-1	n-Propylbenzene	0.040	U	0.040	0.040
622-96-8	4-Ethyltoluene	0.040	U	0.040	0.040
108-67-8	1,3,5-Trimethylbenzene	0.040	U	0.040	0.040
95-49-8	2-Chlorotoluene	0.040	U	0.040	0.040
98-06-6	tert-Butylbenzene	0.040	U	0.040	0.040
95-63-6	1,2,4-Trimethylbenzene	0.040	U	0.040	0.040
135-98-8	sec-Butylbenzene	0.040	U	0.040	0.040
99-87-6	4-Isopropyltoluene	0.040	U	0.040	0.040
541-73-1	1,3-Dichlorobenzene	0.040	U	0.040	0.040
106-46-7	1,4-Dichlorobenzene	0.040	U	0.040	0.040

FORM I  
AIR - GC/MS VOA ORGANICS ANALYSIS DATA SHEET

Lab Name: TestAmerica Burlington Job No.: 200-42508-1  
 SDG No.: \_\_\_\_\_  
 Client Sample ID: 4068 Lab Sample ID: 200-42508-7  
 Matrix: Air Lab File ID: 29503\_14.D  
 Analysis Method: TO-15 Date Collected: 03/07/2018 00:00  
 Sample wt/vol: 1000 (mL) Date Analyzed: 03/08/2018 22:53  
 Soil Aliquot Vol: \_\_\_\_\_ Dilution Factor: 0.2  
 Soil Extract Vol.: \_\_\_\_\_ GC Column: RTX-624 ID: 0.32 (mm)  
 % Moisture: \_\_\_\_\_ Level: (low/med) Low  
 Analysis Batch No.: 127174 Units: ppb v/v

CAS NO.	COMPOUND NAME	RESULT	Q	RL	RL
100-44-7	Benzyl chloride	0.040	U	0.040	0.040
104-51-8	n-Butylbenzene	0.040	U	0.040	0.040
95-50-1	1,2-Dichlorobenzene	0.040	U	0.040	0.040
120-82-1	1,2,4-Trichlorobenzene	0.10	U	0.10	0.10
87-68-3	Hexachlorobutadiene	0.040	U	0.040	0.040
91-20-3	Naphthalene	0.10	U	0.10	0.10

TestAmerica Burlington  
Target Compound Quantitation Report

Data File: \\ChromNA\Burlington\ChromData\CHC.i\20180308-29503.b\29503\_14.D  
 Lims ID: 200-42508-A-7  
 Client ID: 4068  
 Sample Type: Client  
 Inject. Date: 08-Mar-2018 22:53:30 ALS Bottle#: 14 Worklist Smp#: 14  
 Purge Vol: 200.000 mL Dil. Factor: 0.2000  
 Sample Info: 200-0029503-014  
 Operator ID: pad Instrument ID: CHC.i  
 Method: \\ChromNA\Burlington\ChromData\CHC.i\20180308-29503.b\TO15\_MasterMethod\_(v1)\_CHC.i.m  
 Limit Group: AI\_TO15\_ICAL  
 Last Update: 09-Mar-2018 13:45:01 Calib Date: 26-Jan-2018 01:35:30  
 Integrator: RTE ID Type: Deconvolution ID  
 Quant Method: Internal Standard Quant By: Initial Calibration  
 Last ICal File: \\ChromNA\Burlington\ChromData\CHC.i\20180125-28916.b\28916\_12.D  
 Column 1 : RTX-624 (0.32 mm) Det: MS SCAN  
 Process Host: XAWRK012

First Level Reviewer: puangmaleek

Date:

09-Mar-2018 13:55:01

Compound	Sig	RT (min.)	Adj RT (min.)	Dlt RT (min.)	Q	Response	OnCol Amt ppb v/v	Flags
1 Propene	41		2.962				ND	
2 Dichlorodifluoromethane	85		3.031				ND	
3 Chlorodifluoromethane	51		3.079				ND	
4 1,2-Dichloro-1,1,2,2-tetra	85		3.293				ND	
5 Chloromethane	50		3.421				ND	
6 Butane	43		3.624				ND	
7 Vinyl chloride	62		3.666				ND	
8 Butadiene	54		3.741				ND	
10 Bromomethane	94		4.414				ND	
11 Chloroethane	64		4.654				ND	
13 Vinyl bromide	106		5.043				ND	
14 Trichlorofluoromethane	101		5.150				ND	
17 Ethanol	45		5.732				ND	
20 1,1,2-Trichloro-1,2,2-trif	101		6.244				ND	
21 1,1-Dichloroethene	96		6.276				ND	
22 Acetone	43		6.500				ND	
23 Carbon disulfide	76		6.655				ND	
24 Isopropyl alcohol	45		6.821				ND	
25 3-Chloro-1-propene	41		7.071				ND	
27 Methylene Chloride	49		7.370				ND	
28 2-Methyl-2-propanol	59		7.600				ND	
29 Methyl tert-butyl ether	73		7.776				ND	
31 trans-1,2-Dichloroethene	61		7.819				ND	
33 Hexane	57		8.219				ND	
34 1,1-Dichloroethane	63		8.688				ND	
35 Vinyl acetate	43		8.774				ND	
37 cis-1,2-Dichloroethene	96		9.809				ND	
38 2-Butanone (MEK)	72		9.847				ND	
39 Ethyl acetate	88		9.911				ND	
S 30 1,2-Dichloroethene, Total	61		10.200				ND	
41 Tetrahydrofuran	42		10.273				ND	
* 40 Chlorobromomethane	128	10.268	10.273	-0.005	90	204785	10.0	

Compound	Sig	RT (min.)	Adj RT (min.)	Dlt RT (min.)	Q	Response	OnCol Amt ppb v/v	Flags
42 Chloroform	83		10.418				ND	
43 Cyclohexane	84		10.663				ND	
44 1,1,1-Trichloroethane	97		10.684				ND	
45 Carbon tetrachloride	117		10.941				ND	
46 Isooctane	57		11.394				ND	
47 Benzene	78		11.400				ND	
48 1,2-Dichloroethane	62		11.581				ND	
49 n-Heptane	43		11.795				ND	
* 50 1,4-Difluorobenzene	114	12.259	12.259	0.000	99	1069730	10.0	
53 Trichloroethene	95		12.734				ND	
54 1,2-Dichloropropane	63		13.278				ND	
55 Methyl methacrylate	69		13.470				ND	
56 1,4-Dioxane	88		13.513				ND	
57 Dibromomethane	174		13.540				ND	
58 Dichlorobromomethane	83		13.855				ND	
60 cis-1,3-Dichloropropene	75		14.805				ND	
61 4-Methyl-2-pentanone (MIBK)	43		15.082				ND	
65 Toluene	92		15.397				ND	
66 trans-1,3-Dichloropropene	75		16.005				ND	
67 1,1,2-Trichloroethane	83		16.374				ND	
68 Tetrachloroethene	166		16.491				ND	
69 2-Hexanone	43		16.817				ND	
71 Chlorodibromomethane	129		17.137				ND	
72 Ethylene Dibromide	107		17.393				ND	
* 74 Chlorobenzene-d5	117	18.300	18.300	0.000	98	1093140	10.0	
75 Chlorobenzene	112		18.359				ND	
76 Ethylbenzene	91		18.519				ND	U
78 m-Xylene & p-Xylene	106		18.770				ND	
79 o-Xylene	106		19.608				ND	
80 Styrene	104		19.656				ND	
81 Bromoform	173		20.088				ND	
S 73 Xylenes, Total	106		20.100				ND	
82 Isopropylbenzene	105		20.312				ND	
84 1,1,2,2-Tetrachloroethane	83		20.979				ND	
85 N-Propylbenzene	91		21.054				ND	
88 4-Ethyltoluene	105		21.246				ND	
89 2-Chlorotoluene	91		21.252				ND	
90 1,3,5-Trimethylbenzene	105		21.353				ND	
92 tert-Butylbenzene	119		21.849				ND	
93 1,2,4-Trimethylbenzene	105		21.945				ND	
94 sec-Butylbenzene	105		22.180				ND	
95 4-Isopropyltoluene	119		22.383				ND	
96 1,3-Dichlorobenzene	146		22.410				ND	
97 1,4-Dichlorobenzene	146		22.548				ND	
98 Benzyl chloride	91		22.741				ND	
100 n-Butylbenzene	91		22.954				ND	
101 1,2-Dichlorobenzene	146		23.071				ND	
103 1,2,4-Trichlorobenzene	180		25.494				ND	
104 Hexachlorobutadiene	225		25.681				ND	
105 Naphthalene	128		25.948				ND	

[QC Flag Legend](#)

Review Flags

U - Marked Undetected

[Reagents:](#)

ATTO15CISs\_00010

Amount Added: 20.00

Units: mL

Run Reagent

- 1
- 2
- 3
- 4
- 5
- 6
- 7
- 8
- 9
- 10
- 11
- 12
- 13
- 14
- 15



TestAmerica Burlington

Data File: \\ChromNA\Burlington\ChromData\CHC.i\20180308-29503.b\29503\_14.D

Injection Date: 08-Mar-2018 22:53:30

Instrument ID: CHC.i

Operator ID: pad

Lims ID: 200-42508-A-7

Lab Sample ID: 200-42508-7

Worklist Smp#: 14

Client ID: 4068

Purge Vol: 200.000 mL

Dil. Factor: 0.2000

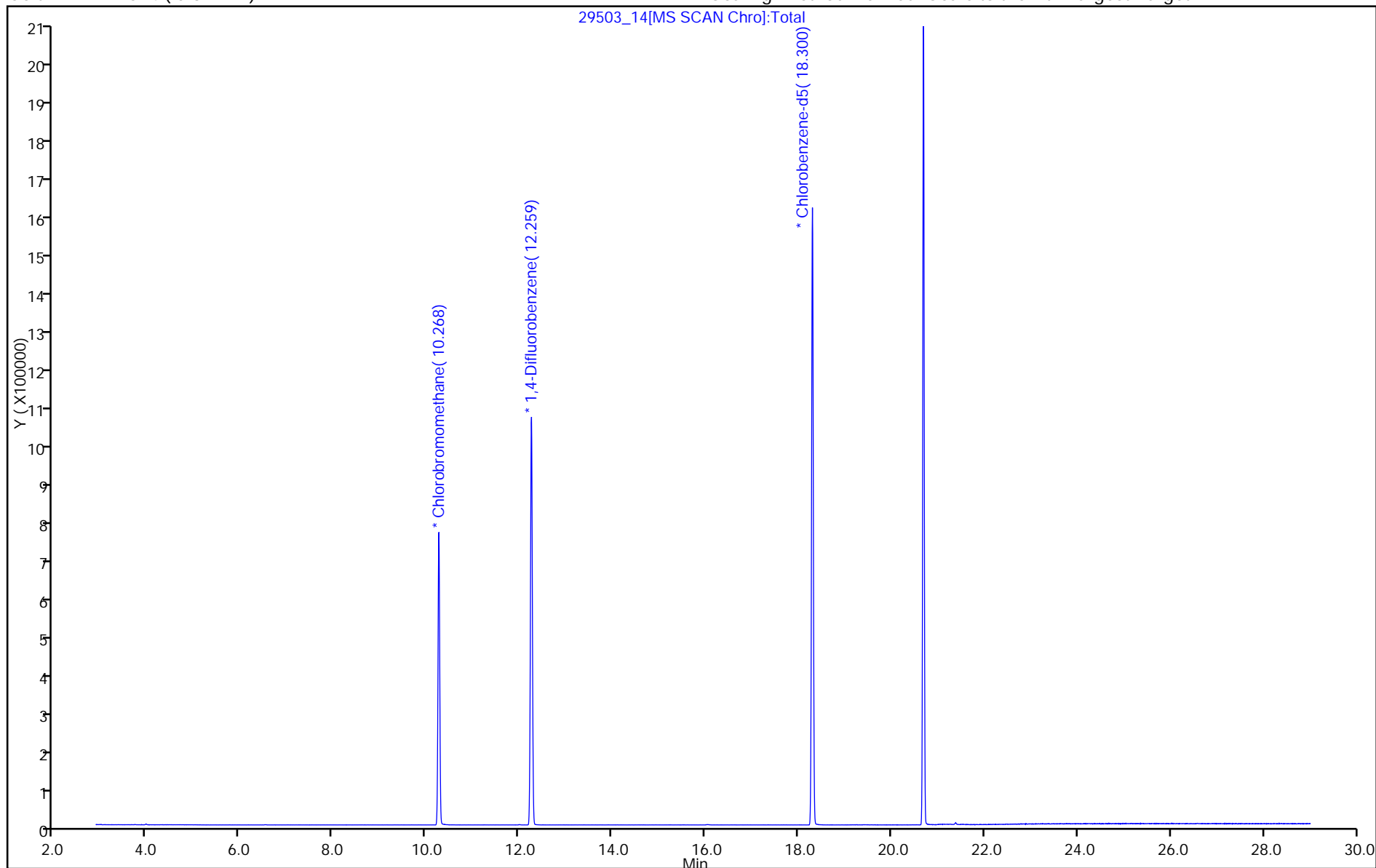
ALS Bottle#: 14

Method: TO15\_MasterMethod\_(v1)\_CHC.i

Limit Group: AI\_TO15\_ICAL

Column: RTX-624 ( 0.32 mm)

Y Scaling: Method Defined: Scale to the Nth Largest Target: 1

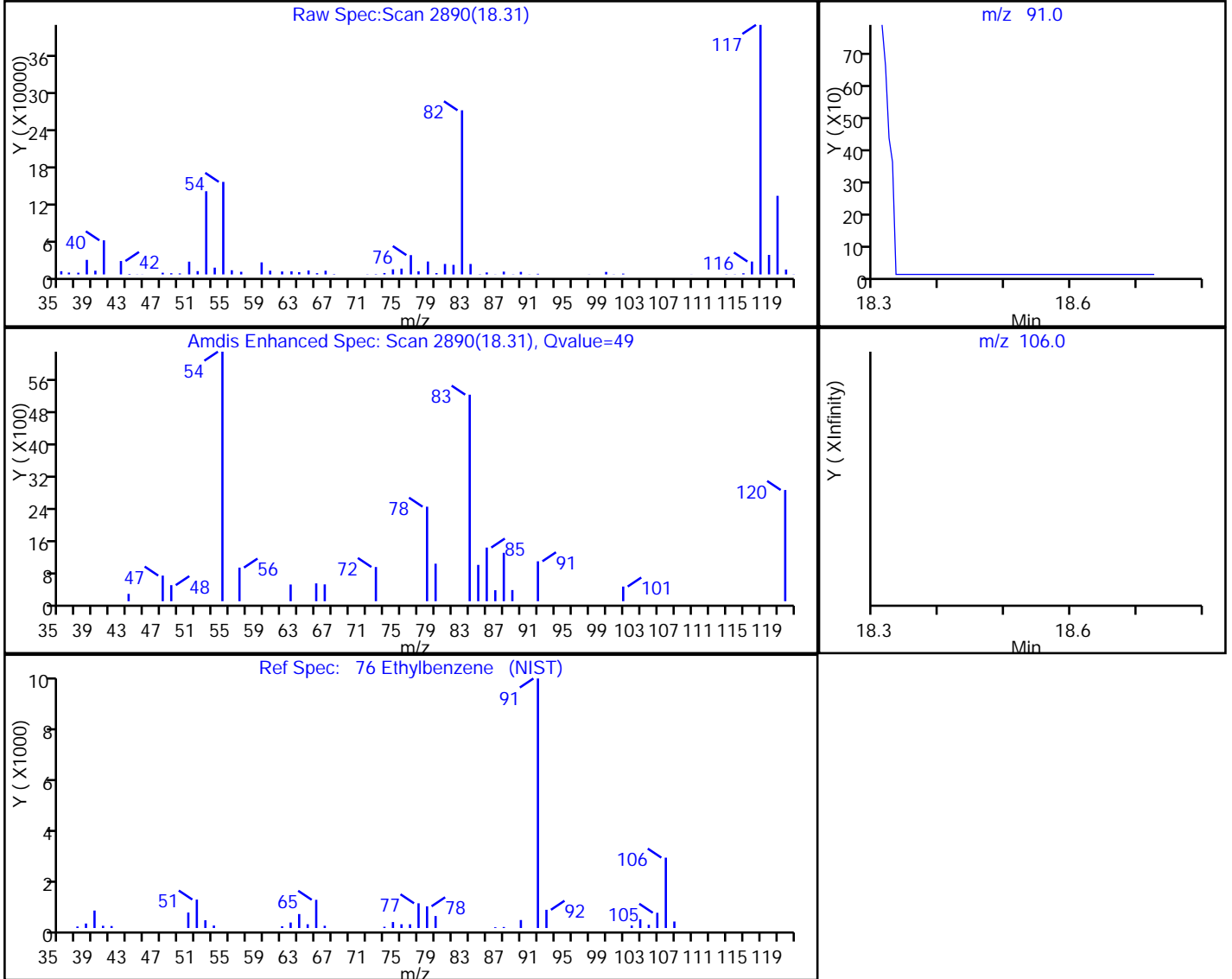


TestAmerica Burlington

Data File: \\ChromNA\Burlington\ChromData\CHC.i\20180308-29503.b\29503\_14.D  
 Injection Date: 08-Mar-2018 22:53:30 Instrument ID: CHC.i  
 Lims ID: 200-42508-A-7 Lab Sample ID: 200-42508-7  
 Client ID: 4068  
 Operator ID: pad ALS Bottle#: 14 Worklist Smp#: 14  
 Purge Vol: 200.000 mL Dil. Factor: 0.2000  
 Method: TO15\_MasterMethod\_(v1)\_CHC.i Limit Group: AI\_TO15\_ICAL  
 Column: RTX-624 (0.32 mm) Detector: MS SCAN

76 Ethylbenzene, CAS: 100-41-4

Processing Results



RT	Mass	Response	Amount
18.31	91.00	2425	0.028780
18.52	106.00	0	

Reviewer: puangmaleek, 09-Mar-2018 13:55:01

Audit Action: Marked Compound Undetected

Audit Reason: Invalid Compound ID

FORM I  
AIR - GC/MS VOA ORGANICS ANALYSIS DATA SHEET

Lab Name: TestAmerica Burlington Job No.: 200-42508-1  
 SDG No.: \_\_\_\_\_  
 Client Sample ID: 3621 Lab Sample ID: 200-42508-8  
 Matrix: Air Lab File ID: 29503\_15.D  
 Analysis Method: TO-15 Date Collected: 03/07/2018 00:00  
 Sample wt/vol: 1000 (mL) Date Analyzed: 03/08/2018 23:51  
 Soil Aliquot Vol: \_\_\_\_\_ Dilution Factor: 0.2  
 Soil Extract Vol.: \_\_\_\_\_ GC Column: RTX-624 ID: 0.32 (mm)  
 % Moisture: \_\_\_\_\_ Level: (low/med) Low  
 Analysis Batch No.: 127174 Units: ppb v/v

CAS NO.	COMPOUND NAME	RESULT	Q	RL	RL
115-07-1	Propylene	1.0	U	1.0	1.0
75-71-8	Dichlorodifluoromethane	0.10	U *	0.10	0.10
75-45-6	Freon 22	0.10	U	0.10	0.10
76-14-2	1,2-Dichlorotetrafluoroethane	0.040	U	0.040	0.040
74-87-3	Chloromethane	0.10	U	0.10	0.10
106-97-8	n-Butane	0.10	U	0.10	0.10
75-01-4	Vinyl chloride	0.040	U	0.040	0.040
106-99-0	1,3-Butadiene	0.040	U	0.040	0.040
74-83-9	Bromomethane	0.040	U	0.040	0.040
75-00-3	Chloroethane	0.10	U	0.10	0.10
593-60-2	Bromoethene (Vinyl Bromide)	0.040	U	0.040	0.040
75-69-4	Trichlorofluoromethane	0.040	U	0.040	0.040
64-17-5	Ethanol	1.0	U	1.0	1.0
76-13-1	Freon TF	0.040	U	0.040	0.040
75-35-4	1,1-Dichloroethene	0.040	U	0.040	0.040
67-64-1	Acetone	1.0	U *	1.0	1.0
67-63-0	Isopropyl alcohol	1.0	U	1.0	1.0
75-15-0	Carbon disulfide	0.10	U	0.10	0.10
107-05-1	3-Chloropropene	0.10	U	0.10	0.10
75-09-2	Methylene Chloride	0.10	U *	0.10	0.10
75-65-0	tert-Butyl alcohol	1.0	U *	1.0	1.0
1634-04-4	Methyl tert-butyl ether	0.040	U	0.040	0.040
156-60-5	trans-1,2-Dichloroethene	0.040	U	0.040	0.040
110-54-3	n-Hexane	0.040	U	0.040	0.040
75-34-3	1,1-Dichloroethane	0.040	U	0.040	0.040
108-05-4	Vinyl acetate	1.0	U *	1.0	1.0
141-78-6	Ethyl acetate	1.0	U	1.0	1.0
78-93-3	Methyl Ethyl Ketone	0.10	U	0.10	0.10
156-59-2	cis-1,2-Dichloroethene	0.040	U	0.040	0.040
540-59-0	1,2-Dichloroethene, Total	0.080	U	0.080	0.080
67-66-3	Chloroform	0.040	U	0.040	0.040
109-99-9	Tetrahydrofuran	1.0	U	1.0	1.0
71-55-6	1,1,1-Trichloroethane	0.040	U	0.040	0.040
110-82-7	Cyclohexane	0.040	U	0.040	0.040
56-23-5	Carbon tetrachloride	0.040	U	0.040	0.040
540-84-1	2,2,4-Trimethylpentane	0.040	U	0.040	0.040

FORM I  
AIR - GC/MS VOA ORGANICS ANALYSIS DATA SHEET

Lab Name: TestAmerica Burlington Job No.: 200-42508-1  
 SDG No.: \_\_\_\_\_  
 Client Sample ID: 3621 Lab Sample ID: 200-42508-8  
 Matrix: Air Lab File ID: 29503\_15.D  
 Analysis Method: TO-15 Date Collected: 03/07/2018 00:00  
 Sample wt/vol: 1000 (mL) Date Analyzed: 03/08/2018 23:51  
 Soil Aliquot Vol: \_\_\_\_\_ Dilution Factor: 0.2  
 Soil Extract Vol.: \_\_\_\_\_ GC Column: RTX-624 ID: 0.32 (mm)  
 % Moisture: \_\_\_\_\_ Level: (low/med) Low  
 Analysis Batch No.: 127174 Units: ppb v/v

CAS NO.	COMPOUND NAME	RESULT	Q	RL	RL
71-43-2	Benzene	0.040	U	0.040	0.040
107-06-2	1,2-Dichloroethane	0.040	U *	0.040	0.040
142-82-5	n-Heptane	0.040	U	0.040	0.040
79-01-6	Trichloroethene	0.040	U	0.040	0.040
80-62-6	Methyl methacrylate	0.10	U	0.10	0.10
78-87-5	1,2-Dichloropropane	0.040	U	0.040	0.040
123-91-1	1,4-Dioxane	1.0	U	1.0	1.0
75-27-4	Bromodichloromethane	0.040	U	0.040	0.040
10061-01-5	cis-1,3-Dichloropropene	0.040	U	0.040	0.040
108-10-1	methyl isobutyl ketone	0.10	U *	0.10	0.10
108-88-3	Toluene	0.040	U	0.040	0.040
10061-02-6	trans-1,3-Dichloropropene	0.040	U	0.040	0.040
79-00-5	1,1,2-Trichloroethane	0.040	U	0.040	0.040
127-18-4	Tetrachloroethene	0.040	U	0.040	0.040
591-78-6	Methyl Butyl Ketone (2-Hexanone)	0.10	U *	0.10	0.10
124-48-1	Dibromochloromethane	0.040	U	0.040	0.040
106-93-4	1,2-Dibromoethane	0.040	U	0.040	0.040
108-90-7	Chlorobenzene	0.040	U	0.040	0.040
100-41-4	Ethylbenzene	0.040	U	0.040	0.040
179601-23-1	m,p-Xylene	0.10	U	0.10	0.10
95-47-6	Xylene, o-	0.040	U	0.040	0.040
1330-20-7	Xylene (total)	0.14	U	0.14	0.14
100-42-5	Styrene	0.040	U	0.040	0.040
75-25-2	Bromoform	0.040	U	0.040	0.040
98-82-8	Cumene	0.040	U	0.040	0.040
79-34-5	1,1,2,2-Tetrachloroethane	0.040	U	0.040	0.040
103-65-1	n-Propylbenzene	0.040	U	0.040	0.040
622-96-8	4-Ethyltoluene	0.040	U	0.040	0.040
108-67-8	1,3,5-Trimethylbenzene	0.040	U	0.040	0.040
95-49-8	2-Chlorotoluene	0.040	U	0.040	0.040
98-06-6	tert-Butylbenzene	0.040	U	0.040	0.040
95-63-6	1,2,4-Trimethylbenzene	0.040	U	0.040	0.040
135-98-8	sec-Butylbenzene	0.040	U	0.040	0.040
99-87-6	4-Isopropyltoluene	0.040	U	0.040	0.040
541-73-1	1,3-Dichlorobenzene	0.040	U	0.040	0.040
106-46-7	1,4-Dichlorobenzene	0.040	U	0.040	0.040

FORM I  
AIR - GC/MS VOA ORGANICS ANALYSIS DATA SHEET

Lab Name: TestAmerica Burlington Job No.: 200-42508-1  
 SDG No.: \_\_\_\_\_  
 Client Sample ID: 3621 Lab Sample ID: 200-42508-8  
 Matrix: Air Lab File ID: 29503\_15.D  
 Analysis Method: TO-15 Date Collected: 03/07/2018 00:00  
 Sample wt/vol: 1000 (mL) Date Analyzed: 03/08/2018 23:51  
 Soil Aliquot Vol: \_\_\_\_\_ Dilution Factor: 0.2  
 Soil Extract Vol.: \_\_\_\_\_ GC Column: RTX-624 ID: 0.32 (mm)  
 % Moisture: \_\_\_\_\_ Level: (low/med) Low  
 Analysis Batch No.: 127174 Units: ppb v/v

CAS NO.	COMPOUND NAME	RESULT	Q	RL	RL
100-44-7	Benzyl chloride	0.040	U	0.040	0.040
104-51-8	n-Butylbenzene	0.040	U	0.040	0.040
95-50-1	1,2-Dichlorobenzene	0.040	U	0.040	0.040
120-82-1	1,2,4-Trichlorobenzene	0.10	U	0.10	0.10
87-68-3	Hexachlorobutadiene	0.040	U	0.040	0.040
91-20-3	Naphthalene	0.10	U	0.10	0.10

TestAmerica Burlington  
Target Compound Quantitation Report

Data File: \\ChromNA\Burlington\ChromData\CHC.i\20180308-29503.b\29503\_15.D  
 Lims ID: 200-42508-A-8  
 Client ID: 3621  
 Sample Type: Client  
 Inject. Date: 08-Mar-2018 23:51:30 ALS Bottle#: 15 Worklist Smp#: 15  
 Purge Vol: 200.000 mL Dil. Factor: 0.2000  
 Sample Info: 200-0029503-015  
 Operator ID: pad Instrument ID: CHC.i  
 Method: \\ChromNA\Burlington\ChromData\CHC.i\20180308-29503.b\TO15\_MasterMethod\_(v1)\_CHC.i.m  
 Limit Group: AI\_TO15\_ICAL  
 Last Update: 09-Mar-2018 13:45:01 Calib Date: 26-Jan-2018 01:35:30  
 Integrator: RTE ID Type: Deconvolution ID  
 Quant Method: Internal Standard Quant By: Initial Calibration  
 Last ICal File: \\ChromNA\Burlington\ChromData\CHC.i\20180125-28916.b\28916\_12.D  
 Column 1 : RTX-624 (0.32 mm) Det: MS SCAN  
 Process Host: XAWRK012

First Level Reviewer: puangmaleek

Date:

09-Mar-2018 13:57:19

Compound	Sig	RT (min.)	Adj RT (min.)	Dlt RT (min.)	Q	Response	OnCol Amt ppb v/v	Flags
1 Propene	41		2.962				ND	
2 Dichlorodifluoromethane	85		3.031				ND	
3 Chlorodifluoromethane	51		3.079				ND	
4 1,2-Dichloro-1,1,2,2-tetra	85		3.293				ND	
5 Chloromethane	50		3.421				ND	
6 Butane	43		3.624				ND	
7 Vinyl chloride	62		3.666				ND	
8 Butadiene	54		3.741				ND	
10 Bromomethane	94		4.414				ND	
11 Chloroethane	64		4.654				ND	
13 Vinyl bromide	106		5.043				ND	
14 Trichlorofluoromethane	101		5.150				ND	
17 Ethanol	45		5.732				ND	
20 1,1,2-Trichloro-1,2,2-trif	101		6.244				ND	
21 1,1-Dichloroethene	96		6.276				ND	
22 Acetone	43		6.500				ND	
23 Carbon disulfide	76		6.655				ND	
24 Isopropyl alcohol	45		6.821				ND	
25 3-Chloro-1-propene	41		7.071				ND	
27 Methylene Chloride	49		7.370				ND	
28 2-Methyl-2-propanol	59		7.600				ND	
29 Methyl tert-butyl ether	73		7.776				ND	
31 trans-1,2-Dichloroethene	61		7.819				ND	
33 Hexane	57		8.219				ND	
34 1,1-Dichloroethane	63		8.688				ND	
35 Vinyl acetate	43		8.774				ND	
37 cis-1,2-Dichloroethene	96		9.809				ND	
38 2-Butanone (MEK)	72		9.847				ND	
39 Ethyl acetate	88		9.911				ND	
S 30 1,2-Dichloroethene, Total	61		10.200				ND	
41 Tetrahydrofuran	42		10.273				ND	
* 40 Chlorobromomethane	128	10.274	10.273	0.001	90	204660	10.0	

Compound	Sig	RT (min.)	Adj RT (min.)	Dlt RT (min.)	Q	Response	OnCol Amt ppb v/v	Flags
42 Chloroform	83		10.418				ND	
43 Cyclohexane	84		10.663				ND	
44 1,1,1-Trichloroethane	97		10.684				ND	
45 Carbon tetrachloride	117		10.941				ND	
46 Isooctane	57		11.394				ND	
47 Benzene	78		11.400				ND	
48 1,2-Dichloroethane	62		11.581				ND	
49 n-Heptane	43		11.795				ND	
* 50 1,4-Difluorobenzene	114	12.259	12.259	0.000	98	1071224	10.0	
53 Trichloroethene	95		12.734				ND	
54 1,2-Dichloropropane	63		13.278				ND	
55 Methyl methacrylate	69		13.470				ND	
56 1,4-Dioxane	88		13.513				ND	
57 Dibromomethane	174		13.540				ND	
58 Dichlorobromomethane	83		13.855				ND	
60 cis-1,3-Dichloropropene	75		14.805				ND	
61 4-Methyl-2-pentanone (MIBK)	43		15.082				ND	
65 Toluene	92		15.397				ND	
66 trans-1,3-Dichloropropene	75		16.005				ND	
67 1,1,2-Trichloroethane	83		16.374				ND	
68 Tetrachloroethene	166		16.491				ND	
69 2-Hexanone	43		16.817				ND	
71 Chlorodibromomethane	129		17.137				ND	
72 Ethylene Dibromide	107		17.393				ND	
* 74 Chlorobenzene-d5	117	18.300	18.300	0.000	96	1092165	10.0	
75 Chlorobenzene	112		18.359				ND	
76 Ethylbenzene	91		18.519				ND	U
78 m-Xylene & p-Xylene	106		18.770				ND	
79 o-Xylene	106		19.608				ND	
80 Styrene	104		19.656				ND	
81 Bromoform	173		20.088				ND	
S 73 Xylenes, Total	106		20.100				ND	
82 Isopropylbenzene	105		20.312				ND	
84 1,1,2,2-Tetrachloroethane	83		20.979				ND	
85 N-Propylbenzene	91		21.054				ND	
88 4-Ethyltoluene	105		21.246				ND	
89 2-Chlorotoluene	91		21.252				ND	
90 1,3,5-Trimethylbenzene	105		21.353				ND	
92 tert-Butylbenzene	119		21.849				ND	
93 1,2,4-Trimethylbenzene	105		21.945				ND	
94 sec-Butylbenzene	105		22.180				ND	
95 4-Isopropyltoluene	119		22.383				ND	
96 1,3-Dichlorobenzene	146		22.410				ND	
97 1,4-Dichlorobenzene	146		22.548				ND	
98 Benzyl chloride	91		22.741				ND	
100 n-Butylbenzene	91		22.954				ND	
101 1,2-Dichlorobenzene	146		23.071				ND	
103 1,2,4-Trichlorobenzene	180		25.494				ND	
104 Hexachlorobutadiene	225		25.681				ND	
105 Naphthalene	128		25.948				ND	

[QC Flag Legend](#)

Review Flags

U - Marked Undetected

[Reagents:](#)

ATTO15CISs\_00010

Amount Added: 20.00

Units: mL

Run Reagent

- 1
- 2
- 3
- 4
- 5
- 6
- 7
- 8
- 9
- 10
- 11
- 12
- 13
- 14
- 15



TestAmerica Burlington

Data File: \\ChromNA\Burlington\ChromData\CHC.i\20180308-29503.b\29503\_15.D

Injection Date: 08-Mar-2018 23:51:30

Instrument ID: CHC.i

Operator ID: pad

Lims ID: 200-42508-A-8

Lab Sample ID: 200-42508-8

Worklist Smp#: 15

Client ID: 3621

Purge Vol: 200.000 mL

Dil. Factor: 0.2000

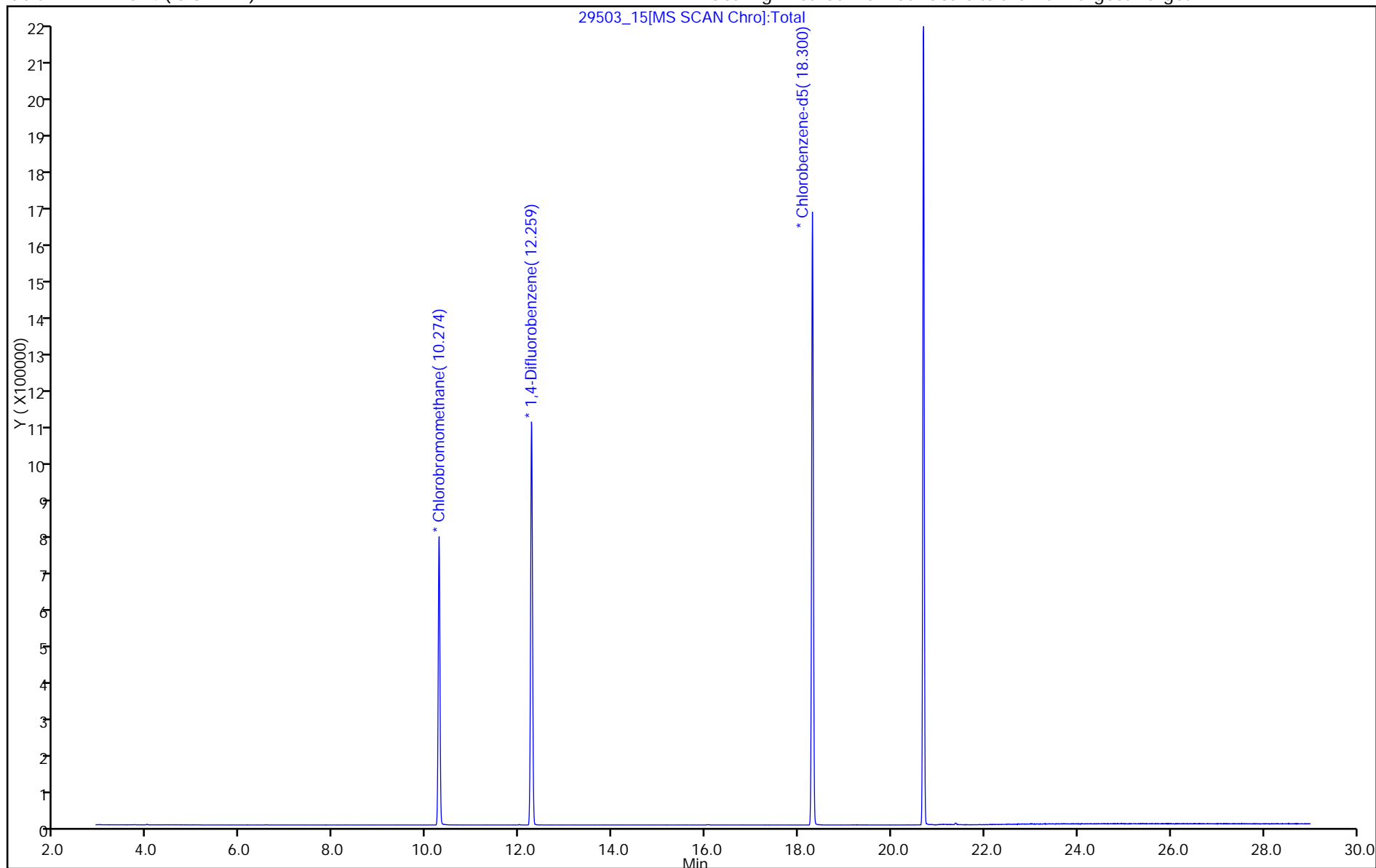
ALS Bottle#: 15

Method: TO15\_MasterMethod\_(v1)\_CHC.i

Limit Group: AI\_TO15\_ICAL

Column: RTX-624 (0.32 mm)

Y Scaling: Method Defined: Scale to the Nth Largest Target: 1

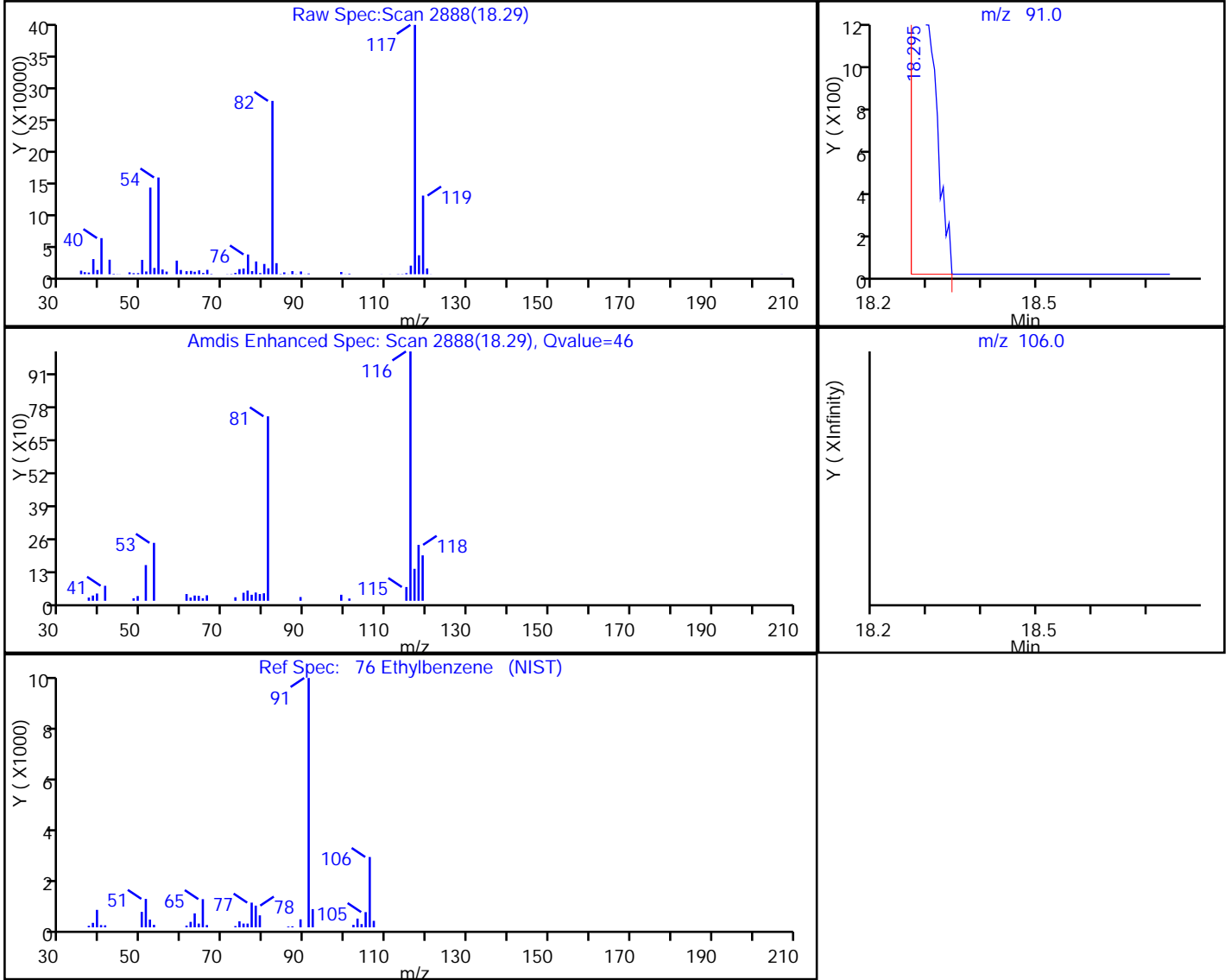


TestAmerica Burlington

Data File: \\ChromNA\Burlington\ChromData\CHC.i\20180308-29503.b\29503\_15.D  
Injection Date: 08-Mar-2018 23:51:30 Instrument ID: CHC.i  
Lims ID: 200-42508-A-8 Lab Sample ID: 200-42508-8  
Client ID: 3621  
Operator ID: pad ALS Bottle#: 15 Worklist Smp#: 15  
Purge Vol: 200.000 mL Dil. Factor: 0.2000  
Method: TO15\_MasterMethod\_(v1)\_CHC.i Limit Group: AI\_TO15\_ICAL  
Column: RTX-624 (0.32 mm) Detector: MS SCAN

76 Ethylbenzene, CAS: 100-41-4

Processing Results



RT	Mass	Response	Amount
18.29	91.00	2721	0.032322
18.52	106.00	0	

Reviewer: puangmaleek, 09-Mar-2018 13:57:19

Audit Action: Marked Compound Undetected

Audit Reason: Invalid Compound ID

FORM I  
AIR - GC/MS VOA ORGANICS ANALYSIS DATA SHEET

Lab Name: TestAmerica Burlington Job No.: 200-42508-1  
 SDG No.: \_\_\_\_\_  
 Client Sample ID: 3273 Lab Sample ID: 200-42508-9  
 Matrix: Air Lab File ID: 29503\_16.D  
 Analysis Method: TO-15 Date Collected: 03/07/2018 00:00  
 Sample wt/vol: 1000 (mL) Date Analyzed: 03/09/2018 00:49  
 Soil Aliquot Vol: \_\_\_\_\_ Dilution Factor: 0.2  
 Soil Extract Vol.: \_\_\_\_\_ GC Column: RTX-624 ID: 0.32 (mm)  
 % Moisture: \_\_\_\_\_ Level: (low/med) Low  
 Analysis Batch No.: 127174 Units: ppb v/v

CAS NO.	COMPOUND NAME	RESULT	Q	RL	RL
115-07-1	Propylene	1.0	U	1.0	1.0
75-71-8	Dichlorodifluoromethane	0.10	U *	0.10	0.10
75-45-6	Freon 22	0.10	U	0.10	0.10
76-14-2	1,2-Dichlorotetrafluoroethane	0.040	U	0.040	0.040
74-87-3	Chloromethane	0.10	U	0.10	0.10
106-97-8	n-Butane	0.10	U	0.10	0.10
75-01-4	Vinyl chloride	0.040	U	0.040	0.040
106-99-0	1,3-Butadiene	0.040	U	0.040	0.040
74-83-9	Bromomethane	0.040	U	0.040	0.040
75-00-3	Chloroethane	0.10	U	0.10	0.10
593-60-2	Bromoethene (Vinyl Bromide)	0.040	U	0.040	0.040
75-69-4	Trichlorofluoromethane	0.040	U	0.040	0.040
64-17-5	Ethanol	1.0	U	1.0	1.0
76-13-1	Freon TF	0.040	U	0.040	0.040
75-35-4	1,1-Dichloroethene	0.040	U	0.040	0.040
67-64-1	Acetone	1.0	U *	1.0	1.0
67-63-0	Isopropyl alcohol	1.0	U	1.0	1.0
75-15-0	Carbon disulfide	0.10	U	0.10	0.10
107-05-1	3-Chloropropene	0.10	U	0.10	0.10
75-09-2	Methylene Chloride	0.10	U *	0.10	0.10
75-65-0	tert-Butyl alcohol	1.0	U *	1.0	1.0
1634-04-4	Methyl tert-butyl ether	0.040	U	0.040	0.040
156-60-5	trans-1,2-Dichloroethene	0.040	U	0.040	0.040
110-54-3	n-Hexane	0.040	U	0.040	0.040
75-34-3	1,1-Dichloroethane	0.040	U	0.040	0.040
108-05-4	Vinyl acetate	1.0	U *	1.0	1.0
141-78-6	Ethyl acetate	1.0	U	1.0	1.0
78-93-3	Methyl Ethyl Ketone	0.10	U	0.10	0.10
156-59-2	cis-1,2-Dichloroethene	0.040	U	0.040	0.040
540-59-0	1,2-Dichloroethene, Total	0.080	U	0.080	0.080
67-66-3	Chloroform	0.040	U	0.040	0.040
109-99-9	Tetrahydrofuran	1.0	U	1.0	1.0
71-55-6	1,1,1-Trichloroethane	0.040	U	0.040	0.040
110-82-7	Cyclohexane	0.040	U	0.040	0.040
56-23-5	Carbon tetrachloride	0.040	U	0.040	0.040
540-84-1	2,2,4-Trimethylpentane	0.040	U	0.040	0.040

FORM I  
AIR - GC/MS VOA ORGANICS ANALYSIS DATA SHEET

Lab Name: TestAmerica Burlington Job No.: 200-42508-1  
 SDG No.: \_\_\_\_\_  
 Client Sample ID: 3273 Lab Sample ID: 200-42508-9  
 Matrix: Air Lab File ID: 29503\_16.D  
 Analysis Method: TO-15 Date Collected: 03/07/2018 00:00  
 Sample wt/vol: 1000 (mL) Date Analyzed: 03/09/2018 00:49  
 Soil Aliquot Vol: \_\_\_\_\_ Dilution Factor: 0.2  
 Soil Extract Vol.: \_\_\_\_\_ GC Column: RTX-624 ID: 0.32 (mm)  
 % Moisture: \_\_\_\_\_ Level: (low/med) Low  
 Analysis Batch No.: 127174 Units: ppb v/v

CAS NO.	COMPOUND NAME	RESULT	Q	RL	RL
71-43-2	Benzene	0.040	U	0.040	0.040
107-06-2	1,2-Dichloroethane	0.040	U *	0.040	0.040
142-82-5	n-Heptane	0.040	U	0.040	0.040
79-01-6	Trichloroethene	0.040	U	0.040	0.040
80-62-6	Methyl methacrylate	0.10	U	0.10	0.10
78-87-5	1,2-Dichloropropane	0.040	U	0.040	0.040
123-91-1	1,4-Dioxane	1.0	U	1.0	1.0
75-27-4	Bromodichloromethane	0.040	U	0.040	0.040
10061-01-5	cis-1,3-Dichloropropene	0.040	U	0.040	0.040
108-10-1	methyl isobutyl ketone	0.10	U *	0.10	0.10
108-88-3	Toluene	0.040	U	0.040	0.040
10061-02-6	trans-1,3-Dichloropropene	0.040	U	0.040	0.040
79-00-5	1,1,2-Trichloroethane	0.040	U	0.040	0.040
127-18-4	Tetrachloroethene	0.040	U	0.040	0.040
591-78-6	Methyl Butyl Ketone (2-Hexanone)	0.10	U *	0.10	0.10
124-48-1	Dibromochloromethane	0.040	U	0.040	0.040
106-93-4	1,2-Dibromoethane	0.040	U	0.040	0.040
108-90-7	Chlorobenzene	0.040	U	0.040	0.040
100-41-4	Ethylbenzene	0.040	U	0.040	0.040
179601-23-1	m,p-Xylene	0.10	U	0.10	0.10
95-47-6	Xylene, o-	0.040	U	0.040	0.040
1330-20-7	Xylene (total)	0.14	U	0.14	0.14
100-42-5	Styrene	0.040	U	0.040	0.040
75-25-2	Bromoform	0.040	U	0.040	0.040
98-82-8	Cumene	0.040	U	0.040	0.040
79-34-5	1,1,2,2-Tetrachloroethane	0.040	U	0.040	0.040
103-65-1	n-Propylbenzene	0.040	U	0.040	0.040
622-96-8	4-Ethyltoluene	0.040	U	0.040	0.040
108-67-8	1,3,5-Trimethylbenzene	0.040	U	0.040	0.040
95-49-8	2-Chlorotoluene	0.040	U	0.040	0.040
98-06-6	tert-Butylbenzene	0.040	U	0.040	0.040
95-63-6	1,2,4-Trimethylbenzene	0.040	U	0.040	0.040
135-98-8	sec-Butylbenzene	0.040	U	0.040	0.040
99-87-6	4-Isopropyltoluene	0.040	U	0.040	0.040
541-73-1	1,3-Dichlorobenzene	0.040	U	0.040	0.040
106-46-7	1,4-Dichlorobenzene	0.040	U	0.040	0.040

FORM I  
AIR - GC/MS VOA ORGANICS ANALYSIS DATA SHEET

Lab Name: TestAmerica Burlington Job No.: 200-42508-1  
 SDG No.: \_\_\_\_\_  
 Client Sample ID: 3273 Lab Sample ID: 200-42508-9  
 Matrix: Air Lab File ID: 29503\_16.D  
 Analysis Method: TO-15 Date Collected: 03/07/2018 00:00  
 Sample wt/vol: 1000 (mL) Date Analyzed: 03/09/2018 00:49  
 Soil Aliquot Vol: \_\_\_\_\_ Dilution Factor: 0.2  
 Soil Extract Vol.: \_\_\_\_\_ GC Column: RTX-624 ID: 0.32 (mm)  
 % Moisture: \_\_\_\_\_ Level: (low/med) Low  
 Analysis Batch No.: 127174 Units: ppb v/v

CAS NO.	COMPOUND NAME	RESULT	Q	RL	RL
100-44-7	Benzyl chloride	0.040	U	0.040	0.040
104-51-8	n-Butylbenzene	0.040	U	0.040	0.040
95-50-1	1,2-Dichlorobenzene	0.040	U	0.040	0.040
120-82-1	1,2,4-Trichlorobenzene	0.10	U	0.10	0.10
87-68-3	Hexachlorobutadiene	0.040	U	0.040	0.040
91-20-3	Naphthalene	0.10	U	0.10	0.10

TestAmerica Burlington  
Target Compound Quantitation Report

Data File: \\ChromNA\Burlington\ChromData\CHC.i\20180308-29503.b\29503\_16.D  
 Lims ID: 200-42508-A-9  
 Client ID: 3273  
 Sample Type: Client  
 Inject. Date: 09-Mar-2018 00:49:30 ALS Bottle#: 16 Worklist Smp#: 16  
 Purge Vol: 200.000 mL Dil. Factor: 0.2000  
 Sample Info: 200-0029503-016  
 Operator ID: pad Instrument ID: CHC.i  
 Method: \\ChromNA\Burlington\ChromData\CHC.i\20180308-29503.b\TO15\_MasterMethod\_(v1)\_CHC.i.m  
 Limit Group: AI\_TO15\_ICAL  
 Last Update: 09-Mar-2018 13:45:01 Calib Date: 26-Jan-2018 01:35:30  
 Integrator: RTE ID Type: Deconvolution ID  
 Quant Method: Internal Standard Quant By: Initial Calibration  
 Last ICal File: \\ChromNA\Burlington\ChromData\CHC.i\20180125-28916.b\28916\_12.D  
 Column 1 : RTX-624 (0.32 mm) Det: MS SCAN  
 Process Host: XAWRK012

First Level Reviewer: puangmaleek

Date:

09-Mar-2018 14:01:33

Compound	Sig	RT (min.)	Adj RT (min.)	Dlt RT (min.)	Q	Response	OnCol Amt ppb v/v	Flags
1 Propene	41		2.962				ND	
2 Dichlorodifluoromethane	85		3.031				ND	
3 Chlorodifluoromethane	51		3.079				ND	
4 1,2-Dichloro-1,1,2,2-tetra	85		3.293				ND	
5 Chloromethane	50		3.421				ND	
6 Butane	43		3.624				ND	
7 Vinyl chloride	62		3.666				ND	
8 Butadiene	54		3.741				ND	
10 Bromomethane	94		4.414				ND	
11 Chloroethane	64		4.654				ND	
13 Vinyl bromide	106		5.043				ND	
14 Trichlorofluoromethane	101		5.150				ND	
17 Ethanol	45		5.732				ND	
20 1,1,2-Trichloro-1,2,2-trif	101		6.244				ND	
21 1,1-Dichloroethene	96		6.276				ND	
22 Acetone	43		6.500				ND	
23 Carbon disulfide	76		6.655				ND	
24 Isopropyl alcohol	45		6.821				ND	
25 3-Chloro-1-propene	41		7.071				ND	
27 Methylene Chloride	49		7.370				ND	
28 2-Methyl-2-propanol	59		7.600				ND	
29 Methyl tert-butyl ether	73		7.776				ND	
31 trans-1,2-Dichloroethene	61		7.819				ND	
33 Hexane	57		8.219				ND	
34 1,1-Dichloroethane	63		8.688				ND	
35 Vinyl acetate	43		8.774				ND	
37 cis-1,2-Dichloroethene	96		9.809				ND	
38 2-Butanone (MEK)	72		9.847				ND	
39 Ethyl acetate	88		9.911				ND	
S 30 1,2-Dichloroethene, Total	61		10.200				ND	
41 Tetrahydrofuran	42		10.273				ND	
* 40 Chlorobromomethane	128	10.268	10.273	-0.005	90	203695	10.0	

Compound	Sig	RT (min.)	Adj RT (min.)	Dlt RT (min.)	Q	Response	OnCol Amt ppb v/v	Flags
42 Chloroform	83		10.418				ND	
43 Cyclohexane	84		10.663				ND	
44 1,1,1-Trichloroethane	97		10.684				ND	
45 Carbon tetrachloride	117		10.941				ND	
46 Isooctane	57		11.394				ND	
47 Benzene	78		11.400				ND	
48 1,2-Dichloroethane	62		11.581				ND	
49 n-Heptane	43		11.795				ND	
* 50 1,4-Difluorobenzene	114	12.259	12.259	0.000	99	1066245	10.0	
53 Trichloroethene	95		12.734				ND	
54 1,2-Dichloropropane	63		13.278				ND	
55 Methyl methacrylate	69		13.470				ND	
56 1,4-Dioxane	88		13.513				ND	
57 Dibromomethane	174		13.540				ND	
58 Dichlorobromomethane	83		13.855				ND	
60 cis-1,3-Dichloropropene	75		14.805				ND	
61 4-Methyl-2-pentanone (MIBK)	43		15.082				ND	
65 Toluene	92		15.397				ND	
66 trans-1,3-Dichloropropene	75		16.005				ND	
67 1,1,2-Trichloroethane	83		16.374				ND	
68 Tetrachloroethene	166		16.491				ND	
69 2-Hexanone	43		16.817				ND	
71 Chlorodibromomethane	129		17.137				ND	
72 Ethylene Dibromide	107		17.393				ND	
* 74 Chlorobenzene-d5	117	18.300	18.300	0.000	97	1088139	10.0	
75 Chlorobenzene	112		18.359				ND	
76 Ethylbenzene	91		18.519				ND	U
78 m-Xylene & p-Xylene	106		18.770				ND	
79 o-Xylene	106		19.608				ND	
80 Styrene	104		19.656				ND	
81 Bromoform	173		20.088				ND	
S 73 Xylenes, Total	106		20.100				ND	
82 Isopropylbenzene	105		20.312				ND	
84 1,1,2,2-Tetrachloroethane	83		20.979				ND	
85 N-Propylbenzene	91		21.054				ND	
88 4-Ethyltoluene	105		21.246				ND	
89 2-Chlorotoluene	91		21.252				ND	
90 1,3,5-Trimethylbenzene	105		21.353				ND	
92 tert-Butylbenzene	119		21.849				ND	
93 1,2,4-Trimethylbenzene	105		21.945				ND	
94 sec-Butylbenzene	105		22.180				ND	
95 4-Isopropyltoluene	119		22.383				ND	
96 1,3-Dichlorobenzene	146		22.410				ND	
97 1,4-Dichlorobenzene	146		22.548				ND	
98 Benzyl chloride	91		22.741				ND	
100 n-Butylbenzene	91		22.954				ND	
101 1,2-Dichlorobenzene	146		23.071				ND	
103 1,2,4-Trichlorobenzene	180		25.494				ND	
104 Hexachlorobutadiene	225		25.681				ND	
105 Naphthalene	128		25.948				ND	

[QC Flag Legend](#)

Review Flags

U - Marked Undetected

[Reagents:](#)

ATTO15CISs\_00010

Amount Added: 20.00

Units: mL

Run Reagent

- 1
- 2
- 3
- 4
- 5
- 6
- 7
- 8
- 9
- 10
- 11
- 12
- 13
- 14
- 15



TestAmerica Burlington

Data File: \\ChromNA\Burlington\ChromData\CHC.i\20180308-29503.b\29503\_16.D

Injection Date: 09-Mar-2018 00:49:30

Instrument ID: CHC.i

Operator ID: pad

Lims ID: 200-42508-A-9

Lab Sample ID: 200-42508-9

Worklist Smp#: 16

Client ID: 3273

Purge Vol: 200.000 mL

Dil. Factor: 0.2000

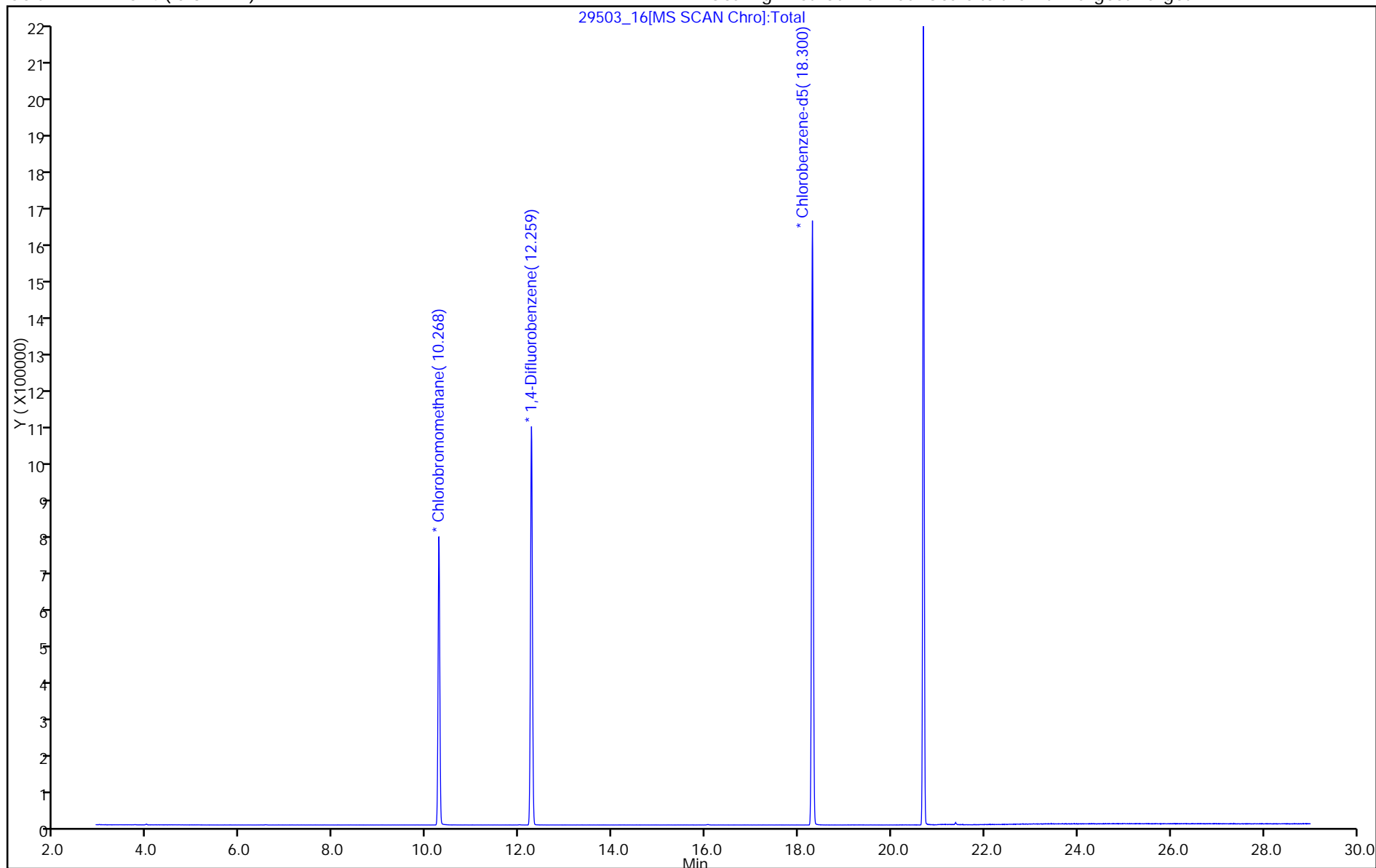
ALS Bottle#: 16

Method: TO15\_MasterMethod\_(v1)\_CHC.i

Limit Group: AI\_TO15\_ICAL

Column: RTX-624 (0.32 mm)

Y Scaling: Method Defined: Scale to the Nth Largest Target: 1

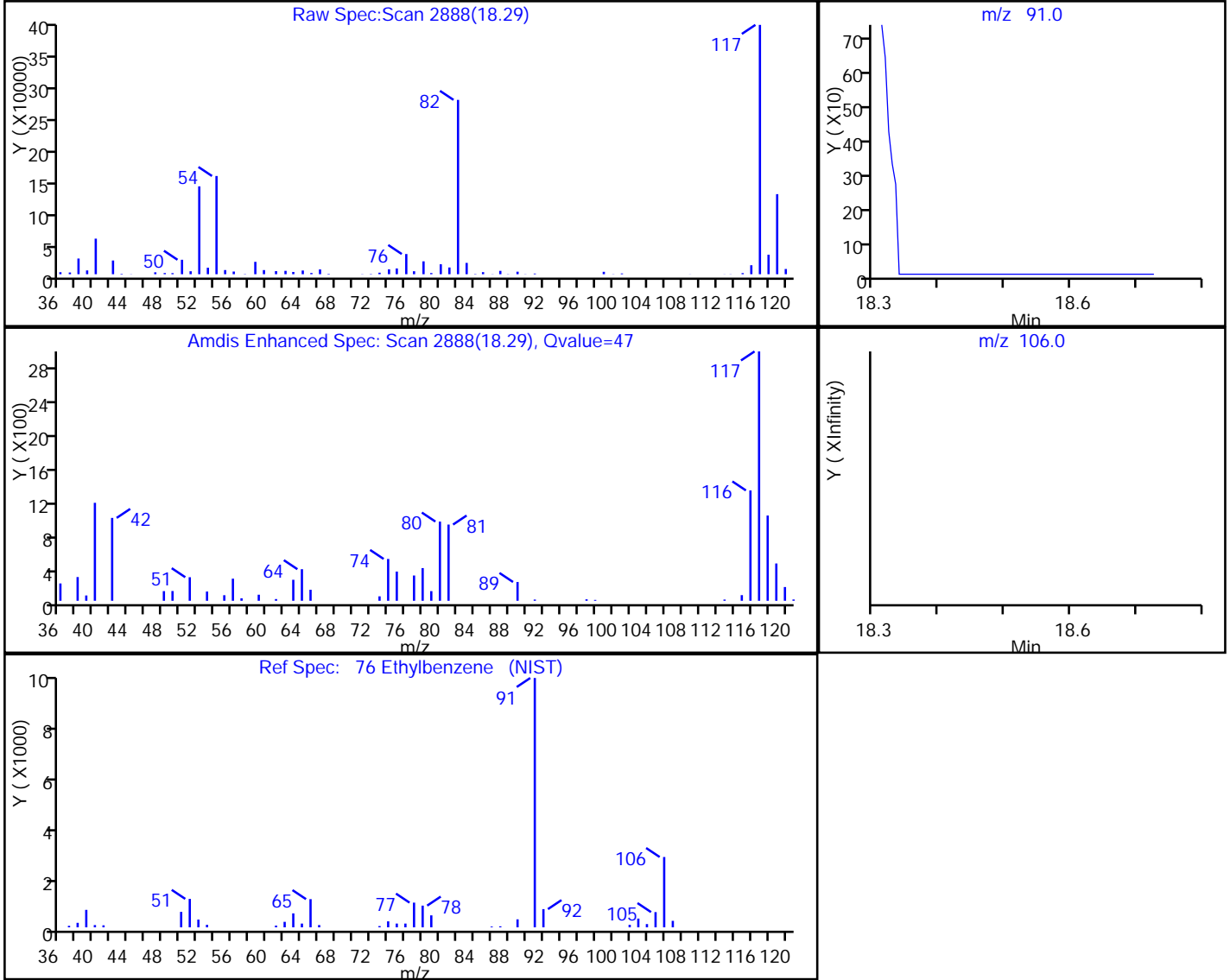


TestAmerica Burlington

Data File: \\ChromNA\Burlington\ChromData\CHC.i\20180308-29503.b\29503\_16.D  
 Injection Date: 09-Mar-2018 00:49:30 Instrument ID: CHC.i  
 Lims ID: 200-42508-A-9 Lab Sample ID: 200-42508-9  
 Client ID: 3273  
 Operator ID: pad ALS Bottle#: 16 Worklist Smp#: 16  
 Purge Vol: 200.000 mL Dil. Factor: 0.2000  
 Method: TO15\_MasterMethod\_(v1)\_CHC.i Limit Group: AI\_TO15\_ICAL  
 Column: RTX-624 (0.32 mm) Detector: MS SCAN

76 Ethylbenzene, CAS: 100-41-4

Processing Results



RT	Mass	Response	Amount
18.29	91.00	2446	0.029163
18.52	106.00	0	

Reviewer: puangmaleek, 09-Mar-2018 14:01:33

Audit Action: Marked Compound Undetected

Audit Reason: Invalid Compound ID

FORM I  
AIR - GC/MS VOA ORGANICS ANALYSIS DATA SHEET

Lab Name: TestAmerica Burlington Job No.: 200-42508-1  
 SDG No.: \_\_\_\_\_  
 Client Sample ID: 5398 Lab Sample ID: 200-42508-10  
 Matrix: Air Lab File ID: 29503\_17.D  
 Analysis Method: TO-15 Date Collected: 03/07/2018 00:00  
 Sample wt/vol: 1000 (mL) Date Analyzed: 03/09/2018 01:47  
 Soil Aliquot Vol: \_\_\_\_\_ Dilution Factor: 0.2  
 Soil Extract Vol.: \_\_\_\_\_ GC Column: RTX-624 ID: 0.32 (mm)  
 % Moisture: \_\_\_\_\_ Level: (low/med) Low  
 Analysis Batch No.: 127174 Units: ppb v/v

CAS NO.	COMPOUND NAME	RESULT	Q	RL	RL
115-07-1	Propylene	1.0	U	1.0	1.0
75-71-8	Dichlorodifluoromethane	0.10	U *	0.10	0.10
75-45-6	Freon 22	0.10	U	0.10	0.10
76-14-2	1,2-Dichlorotetrafluoroethane	0.040	U	0.040	0.040
74-87-3	Chloromethane	0.10	U	0.10	0.10
106-97-8	n-Butane	0.10	U	0.10	0.10
75-01-4	Vinyl chloride	0.040	U	0.040	0.040
106-99-0	1,3-Butadiene	0.040	U	0.040	0.040
74-83-9	Bromomethane	0.040	U	0.040	0.040
75-00-3	Chloroethane	0.10	U	0.10	0.10
593-60-2	Bromoethene (Vinyl Bromide)	0.040	U	0.040	0.040
75-69-4	Trichlorofluoromethane	0.040	U	0.040	0.040
64-17-5	Ethanol	1.0	U	1.0	1.0
76-13-1	Freon TF	0.040	U	0.040	0.040
75-35-4	1,1-Dichloroethene	0.040	U	0.040	0.040
67-64-1	Acetone	1.0	U *	1.0	1.0
67-63-0	Isopropyl alcohol	1.0	U	1.0	1.0
75-15-0	Carbon disulfide	0.10	U	0.10	0.10
107-05-1	3-Chloropropene	0.10	U	0.10	0.10
75-09-2	Methylene Chloride	0.10	U *	0.10	0.10
75-65-0	tert-Butyl alcohol	1.0	U *	1.0	1.0
1634-04-4	Methyl tert-butyl ether	0.040	U	0.040	0.040
156-60-5	trans-1,2-Dichloroethene	0.040	U	0.040	0.040
110-54-3	n-Hexane	0.040	U	0.040	0.040
75-34-3	1,1-Dichloroethane	0.040	U	0.040	0.040
108-05-4	Vinyl acetate	1.0	U *	1.0	1.0
141-78-6	Ethyl acetate	1.0	U	1.0	1.0
78-93-3	Methyl Ethyl Ketone	0.10	U	0.10	0.10
156-59-2	cis-1,2-Dichloroethene	0.040	U	0.040	0.040
540-59-0	1,2-Dichloroethene, Total	0.080	U	0.080	0.080
67-66-3	Chloroform	0.040	U	0.040	0.040
109-99-9	Tetrahydrofuran	1.0	U	1.0	1.0
71-55-6	1,1,1-Trichloroethane	0.040	U	0.040	0.040
110-82-7	Cyclohexane	0.040	U	0.040	0.040
56-23-5	Carbon tetrachloride	0.040	U	0.040	0.040
540-84-1	2,2,4-Trimethylpentane	0.040	U	0.040	0.040

FORM I  
AIR - GC/MS VOA ORGANICS ANALYSIS DATA SHEET

Lab Name: TestAmerica Burlington Job No.: 200-42508-1  
 SDG No.: \_\_\_\_\_  
 Client Sample ID: 5398 Lab Sample ID: 200-42508-10  
 Matrix: Air Lab File ID: 29503\_17.D  
 Analysis Method: TO-15 Date Collected: 03/07/2018 00:00  
 Sample wt/vol: 1000 (mL) Date Analyzed: 03/09/2018 01:47  
 Soil Aliquot Vol: \_\_\_\_\_ Dilution Factor: 0.2  
 Soil Extract Vol.: \_\_\_\_\_ GC Column: RTX-624 ID: 0.32 (mm)  
 % Moisture: \_\_\_\_\_ Level: (low/med) Low  
 Analysis Batch No.: 127174 Units: ppb v/v

CAS NO.	COMPOUND NAME	RESULT	Q	RL	RL
71-43-2	Benzene	0.040	U	0.040	0.040
107-06-2	1,2-Dichloroethane	0.040	U *	0.040	0.040
142-82-5	n-Heptane	0.040	U	0.040	0.040
79-01-6	Trichloroethene	0.040	U	0.040	0.040
80-62-6	Methyl methacrylate	0.10	U	0.10	0.10
78-87-5	1,2-Dichloropropane	0.040	U	0.040	0.040
123-91-1	1,4-Dioxane	1.0	U	1.0	1.0
75-27-4	Bromodichloromethane	0.040	U	0.040	0.040
10061-01-5	cis-1,3-Dichloropropene	0.040	U	0.040	0.040
108-10-1	methyl isobutyl ketone	0.10	U *	0.10	0.10
108-88-3	Toluene	0.040	U	0.040	0.040
10061-02-6	trans-1,3-Dichloropropene	0.040	U	0.040	0.040
79-00-5	1,1,2-Trichloroethane	0.040	U	0.040	0.040
127-18-4	Tetrachloroethene	0.040	U	0.040	0.040
591-78-6	Methyl Butyl Ketone (2-Hexanone)	0.10	U *	0.10	0.10
124-48-1	Dibromochloromethane	0.040	U	0.040	0.040
106-93-4	1,2-Dibromoethane	0.040	U	0.040	0.040
108-90-7	Chlorobenzene	0.040	U	0.040	0.040
100-41-4	Ethylbenzene	0.040	U	0.040	0.040
179601-23-1	m,p-Xylene	0.10	U	0.10	0.10
95-47-6	Xylene, o-	0.040	U	0.040	0.040
1330-20-7	Xylene (total)	0.14	U	0.14	0.14
100-42-5	Styrene	0.040	U	0.040	0.040
75-25-2	Bromoform	0.040	U	0.040	0.040
98-82-8	Cumene	0.040	U	0.040	0.040
79-34-5	1,1,2,2-Tetrachloroethane	0.040	U	0.040	0.040
103-65-1	n-Propylbenzene	0.040	U	0.040	0.040
622-96-8	4-Ethyltoluene	0.040	U	0.040	0.040
108-67-8	1,3,5-Trimethylbenzene	0.040	U	0.040	0.040
95-49-8	2-Chlorotoluene	0.040	U	0.040	0.040
98-06-6	tert-Butylbenzene	0.040	U	0.040	0.040
95-63-6	1,2,4-Trimethylbenzene	0.040	U	0.040	0.040
135-98-8	sec-Butylbenzene	0.040	U	0.040	0.040
99-87-6	4-Isopropyltoluene	0.040	U	0.040	0.040
541-73-1	1,3-Dichlorobenzene	0.040	U	0.040	0.040
106-46-7	1,4-Dichlorobenzene	0.040	U	0.040	0.040

FORM I  
AIR - GC/MS VOA ORGANICS ANALYSIS DATA SHEET

Lab Name: TestAmerica Burlington Job No.: 200-42508-1  
 SDG No.: \_\_\_\_\_  
 Client Sample ID: 5398 Lab Sample ID: 200-42508-10  
 Matrix: Air Lab File ID: 29503\_17.D  
 Analysis Method: TO-15 Date Collected: 03/07/2018 00:00  
 Sample wt/vol: 1000 (mL) Date Analyzed: 03/09/2018 01:47  
 Soil Aliquot Vol: \_\_\_\_\_ Dilution Factor: 0.2  
 Soil Extract Vol.: \_\_\_\_\_ GC Column: RTX-624 ID: 0.32 (mm)  
 % Moisture: \_\_\_\_\_ Level: (low/med) Low  
 Analysis Batch No.: 127174 Units: ppb v/v

CAS NO.	COMPOUND NAME	RESULT	Q	RL	RL
100-44-7	Benzyl chloride	0.040	U	0.040	0.040
104-51-8	n-Butylbenzene	0.040	U	0.040	0.040
95-50-1	1,2-Dichlorobenzene	0.040	U	0.040	0.040
120-82-1	1,2,4-Trichlorobenzene	0.10	U	0.10	0.10
87-68-3	Hexachlorobutadiene	0.040	U	0.040	0.040
91-20-3	Naphthalene	0.10	U	0.10	0.10

TestAmerica Burlington  
Target Compound Quantitation Report

Data File: \\ChromNA\Burlington\ChromData\CHC.i\20180308-29503.b\29503\_17.D  
 Lims ID: 200-42508-A-10  
 Client ID: 5398  
 Sample Type: Client  
 Inject. Date: 09-Mar-2018 01:47:30 ALS Bottle#: 17 Worklist Smp#: 17  
 Purge Vol: 200.000 mL Dil. Factor: 0.2000  
 Sample Info: 200-0029503-017  
 Operator ID: pad Instrument ID: CHC.i  
 Method: \\ChromNA\Burlington\ChromData\CHC.i\20180308-29503.b\TO15\_MasterMethod\_(v1)\_CHC.i.m  
 Limit Group: AI\_TO15\_ICAL  
 Last Update: 09-Mar-2018 00:31:16 Calib Date: 26-Jan-2018 01:35:30  
 Integrator: RTE ID Type: Deconvolution ID  
 Quant Method: Internal Standard Quant By: Initial Calibration  
 Last ICal File: \\ChromNA\Burlington\ChromData\CHC.i\20180125-28916.b\28916\_12.D  
 Column 1 : RTX-624 (0.32 mm) Det: MS SCAN  
 Process Host: XAWRK012

First Level Reviewer: puangmaleek

Date:

09-Mar-2018 14:39:04

Compound	Sig	RT (min.)	Adj RT (min.)	Dlt RT (min.)	Q	Response	OnCol Amt ppb v/v	Flags
1 Propene	41		2.962				ND	
2 Dichlorodifluoromethane	85		3.031				ND	
3 Chlorodifluoromethane	51		3.079				ND	
4 1,2-Dichloro-1,1,2,2-tetra	85		3.293				ND	
5 Chloromethane	50		3.421				ND	
6 Butane	43		3.624				ND	
7 Vinyl chloride	62		3.666				ND	
8 Butadiene	54		3.741				ND	
10 Bromomethane	94		4.414				ND	
11 Chloroethane	64		4.654				ND	
13 Vinyl bromide	106		5.043				ND	
14 Trichlorofluoromethane	101		5.150				ND	
17 Ethanol	45		5.732				ND	
20 1,1,2-Trichloro-1,2,2-trif	101		6.244				ND	
21 1,1-Dichloroethene	96		6.276				ND	
22 Acetone	43		6.500				ND	
23 Carbon disulfide	76		6.655				ND	
24 Isopropyl alcohol	45		6.821				ND	
25 3-Chloro-1-propene	41		7.071				ND	
27 Methylene Chloride	49		7.370				ND	
28 2-Methyl-2-propanol	59		7.600				ND	
29 Methyl tert-butyl ether	73		7.776				ND	
31 trans-1,2-Dichloroethene	61		7.819				ND	
33 Hexane	57		8.219				ND	
34 1,1-Dichloroethane	63		8.688				ND	
35 Vinyl acetate	43		8.774				ND	
37 cis-1,2-Dichloroethene	96		9.809				ND	
38 2-Butanone (MEK)	72		9.847				ND	
39 Ethyl acetate	88		9.911				ND	
S 30 1,2-Dichloroethene, Total	61		10.200				ND	
41 Tetrahydrofuran	42		10.273				ND	
* 40 Chlorobromomethane	128	10.268	10.273	-0.005	90	205553	10.0	

Compound	Sig	RT (min.)	Adj RT (min.)	Dlt RT (min.)	Q	Response	OnCol Amt ppb v/v	Flags
42 Chloroform	83		10.418				ND	
43 Cyclohexane	84		10.663				ND	
44 1,1,1-Trichloroethane	97		10.684				ND	
45 Carbon tetrachloride	117		10.941				ND	
46 Isooctane	57		11.394				ND	
47 Benzene	78		11.400				ND	
48 1,2-Dichloroethane	62		11.581				ND	
49 n-Heptane	43		11.795				ND	
* 50 1,4-Difluorobenzene	114	12.259	12.259	0.000	98	1074229	10.0	
53 Trichloroethene	95		12.734				ND	
54 1,2-Dichloropropane	63		13.278				ND	
55 Methyl methacrylate	69		13.470				ND	
56 1,4-Dioxane	88		13.513				ND	
57 Dibromomethane	174		13.540				ND	
58 Dichlorobromomethane	83		13.855				ND	
60 cis-1,3-Dichloropropene	75		14.805				ND	
61 4-Methyl-2-pentanone (MIBK)	43		15.082				ND	
65 Toluene	92		15.397				ND	
66 trans-1,3-Dichloropropene	75		16.005				ND	
67 1,1,2-Trichloroethane	83		16.374				ND	
68 Tetrachloroethene	166		16.491				ND	
69 2-Hexanone	43		16.817				ND	
71 Chlorodibromomethane	129		17.137				ND	
72 Ethylene Dibromide	107		17.393				ND	
* 74 Chlorobenzene-d5	117	18.300	18.300	0.000	96	1092924	10.0	
75 Chlorobenzene	112		18.359				ND	
76 Ethylbenzene	91		18.519				ND	U
78 m-Xylene & p-Xylene	106		18.770				ND	
79 o-Xylene	106		19.608				ND	
80 Styrene	104		19.656				ND	
81 Bromoform	173		20.088				ND	
S 73 Xylenes, Total	106		20.100				ND	
82 Isopropylbenzene	105		20.312				ND	
84 1,1,2,2-Tetrachloroethane	83		20.979				ND	
85 N-Propylbenzene	91		21.054				ND	
88 4-Ethyltoluene	105		21.246				ND	
89 2-Chlorotoluene	91		21.252				ND	
90 1,3,5-Trimethylbenzene	105		21.353				ND	
92 tert-Butylbenzene	119		21.849				ND	
93 1,2,4-Trimethylbenzene	105		21.945				ND	
94 sec-Butylbenzene	105		22.180				ND	
95 4-Isopropyltoluene	119		22.383				ND	
96 1,3-Dichlorobenzene	146		22.410				ND	
97 1,4-Dichlorobenzene	146		22.548				ND	
98 Benzyl chloride	91		22.741				ND	
100 n-Butylbenzene	91		22.954				ND	
101 1,2-Dichlorobenzene	146		23.071				ND	
103 1,2,4-Trichlorobenzene	180		25.494				ND	
104 Hexachlorobutadiene	225		25.681				ND	
105 Naphthalene	128		25.948				ND	

[QC Flag Legend](#)

Review Flags

U - Marked Undetected

[Reagents:](#)

ATTO15CISs\_00010

Amount Added: 20.00

Units: mL

Run Reagent

- 1
- 2
- 3
- 4
- 5
- 6
- 7
- 8
- 9
- 10
- 11
- 12
- 13
- 14
- 15



TestAmerica Burlington

Data File: \\ChromNA\Burlington\ChromData\CHC.i\20180308-29503.b\29503\_17.D

Injection Date: 09-Mar-2018 01:47:30

Instrument ID: CHC.i

Operator ID: pad

Lims ID: 200-42508-A-10

Lab Sample ID: 200-42508-10

Worklist Smp#: 17

Client ID: 5398

Purge Vol: 200.000 mL

Dil. Factor: 0.2000

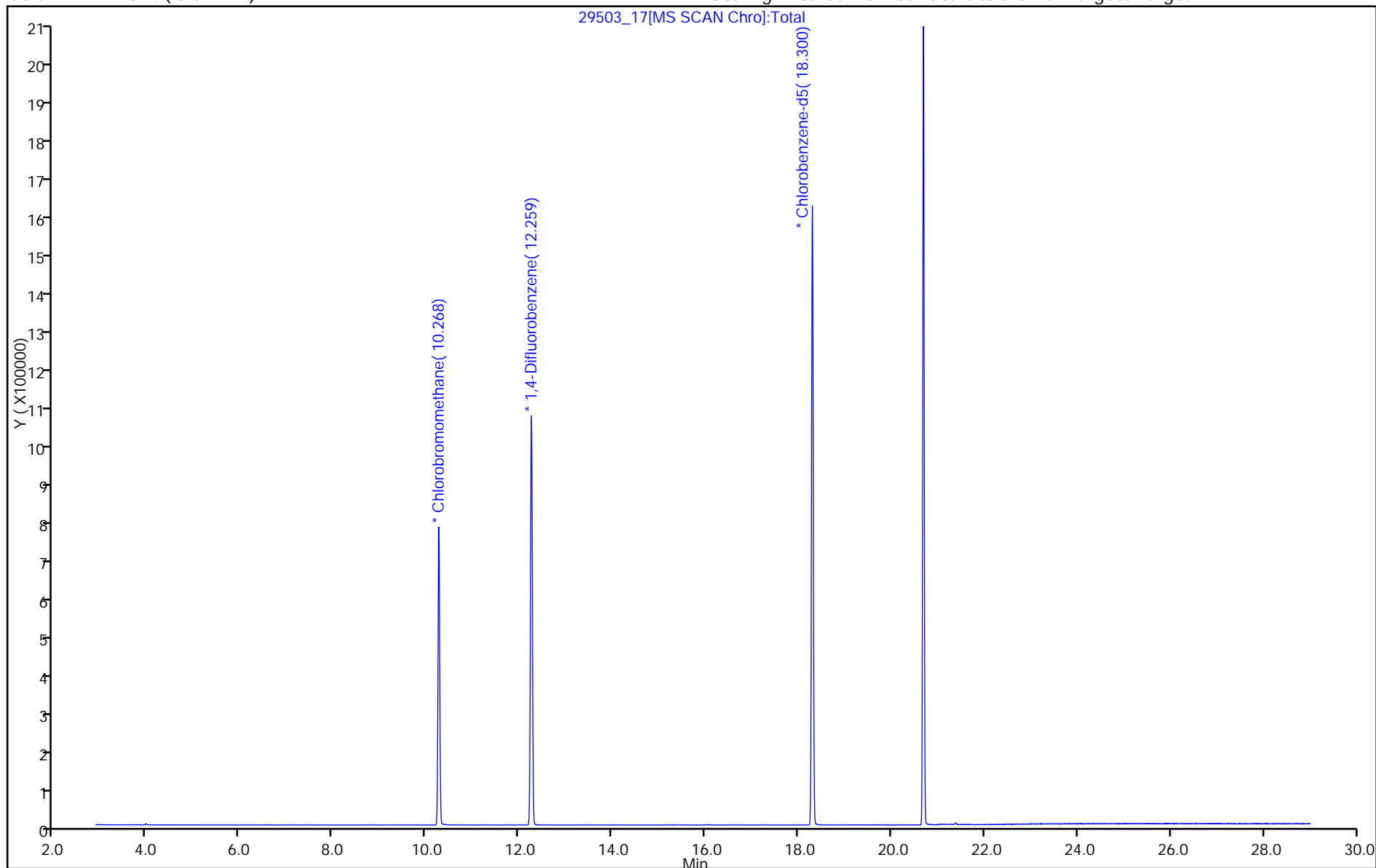
ALS Bottle#: 17

Method: TO15\_MasterMethod\_(v1)\_CHC.i

Limit Group: AI\_TO15\_ICAL

Column: RTX-624 (0.32 mm)

Y Scaling: Method Defined: Scale to the Nth Largest Target: 1

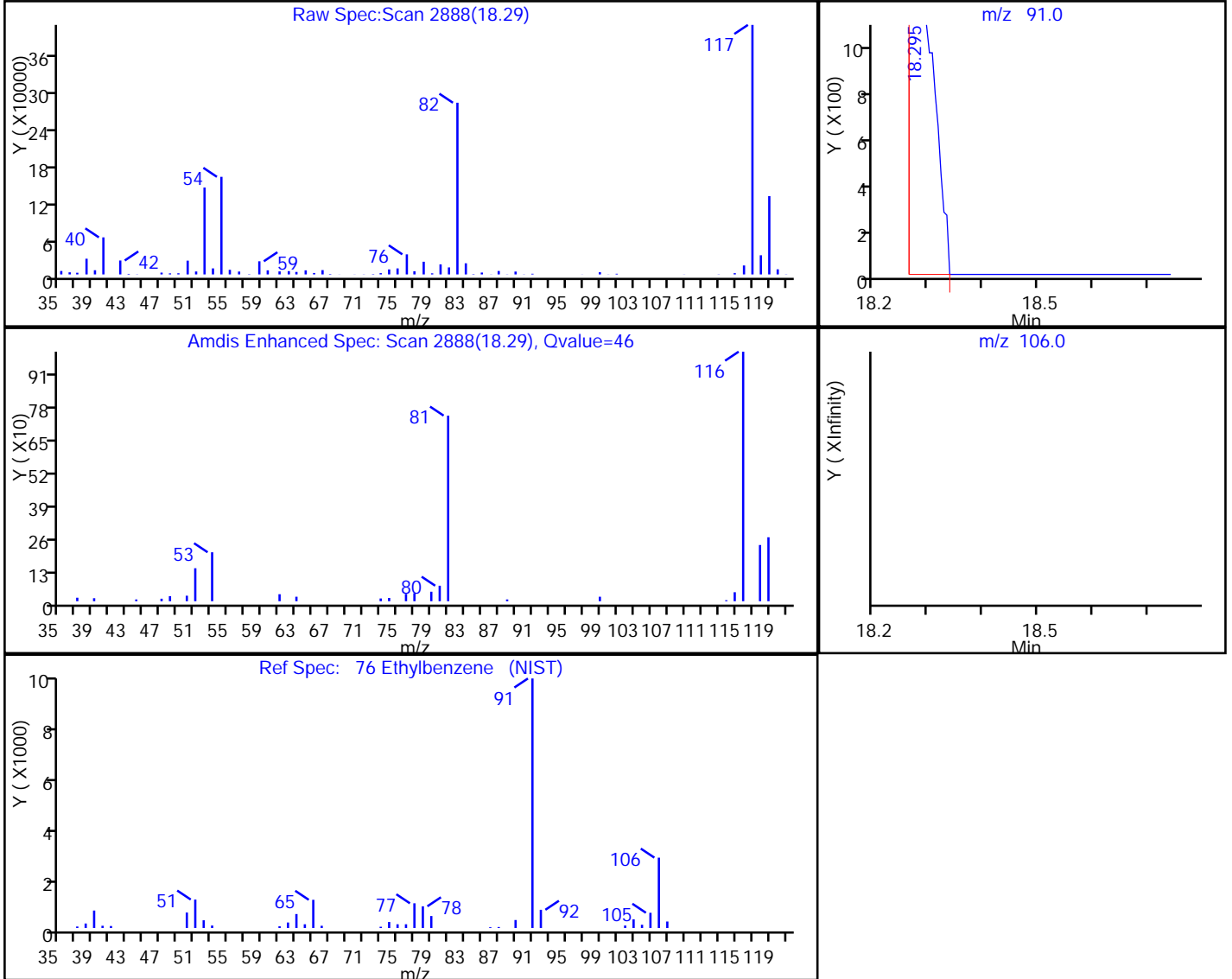


TestAmerica Burlington

Data File: \\ChromNA\Burlington\ChromData\CHC.i\20180308-29503.b\29503\_17.D  
 Injection Date: 09-Mar-2018 01:47:30 Instrument ID: CHC.i  
 Lims ID: 200-42508-A-10 Lab Sample ID: 200-42508-10  
 Client ID: 5398  
 Operator ID: pad ALS Bottle#: 17 Worklist Smp#: 17  
 Purge Vol: 200.000 mL Dil. Factor: 0.2000  
 Method: TO15\_MasterMethod\_(v1)\_CHC.i Limit Group: AI\_TO15\_ICAL  
 Column: RTX-624 (0.32 mm) Detector: MS SCAN

76 Ethylbenzene, CAS: 100-41-4

Processing Results



RT	Mass	Response	Amount
18.29	91.00	2586	0.030697
18.52	106.00	0	

Reviewer: puangmaleek, 09-Mar-2018 14:39:04

Audit Action: Marked Compound Undetected

Audit Reason: Invalid Compound ID

FORM I  
AIR - GC/MS VOA ORGANICS ANALYSIS DATA SHEET

Lab Name: TestAmerica Burlington Job No.: 200-42508-1  
 SDG No.: \_\_\_\_\_  
 Client Sample ID: 3087 Lab Sample ID: 200-42508-11  
 Matrix: Air Lab File ID: 29503\_18.D  
 Analysis Method: TO-15 Date Collected: 03/07/2018 00:00  
 Sample wt/vol: 1000 (mL) Date Analyzed: 03/09/2018 02:46  
 Soil Aliquot Vol: \_\_\_\_\_ Dilution Factor: 0.2  
 Soil Extract Vol.: \_\_\_\_\_ GC Column: RTX-624 ID: 0.32 (mm)  
 % Moisture: \_\_\_\_\_ Level: (low/med) Low  
 Analysis Batch No.: 127174 Units: ppb v/v

CAS NO.	COMPOUND NAME	RESULT	Q	RL	RL
115-07-1	Propylene	1.0	U	1.0	1.0
75-71-8	Dichlorodifluoromethane	0.10	U *	0.10	0.10
75-45-6	Freon 22	0.10	U	0.10	0.10
76-14-2	1,2-Dichlorotetrafluoroethane	0.040	U	0.040	0.040
74-87-3	Chloromethane	0.10	U	0.10	0.10
106-97-8	n-Butane	0.10	U	0.10	0.10
75-01-4	Vinyl chloride	0.040	U	0.040	0.040
106-99-0	1,3-Butadiene	0.040	U	0.040	0.040
74-83-9	Bromomethane	0.040	U	0.040	0.040
75-00-3	Chloroethane	0.10	U	0.10	0.10
593-60-2	Bromoethene (Vinyl Bromide)	0.040	U	0.040	0.040
75-69-4	Trichlorofluoromethane	0.040	U	0.040	0.040
64-17-5	Ethanol	1.0	U	1.0	1.0
76-13-1	Freon TF	0.040	U	0.040	0.040
75-35-4	1,1-Dichloroethene	0.040	U	0.040	0.040
67-64-1	Acetone	1.0	U *	1.0	1.0
67-63-0	Isopropyl alcohol	1.0	U	1.0	1.0
75-15-0	Carbon disulfide	0.10	U	0.10	0.10
107-05-1	3-Chloropropene	0.10	U	0.10	0.10
75-09-2	Methylene Chloride	0.10	U *	0.10	0.10
75-65-0	tert-Butyl alcohol	1.0	U *	1.0	1.0
1634-04-4	Methyl tert-butyl ether	0.040	U	0.040	0.040
156-60-5	trans-1,2-Dichloroethene	0.040	U	0.040	0.040
110-54-3	n-Hexane	0.040	U	0.040	0.040
75-34-3	1,1-Dichloroethane	0.040	U	0.040	0.040
108-05-4	Vinyl acetate	1.0	U *	1.0	1.0
141-78-6	Ethyl acetate	1.0	U	1.0	1.0
78-93-3	Methyl Ethyl Ketone	0.10	U	0.10	0.10
156-59-2	cis-1,2-Dichloroethene	0.040	U	0.040	0.040
540-59-0	1,2-Dichloroethene, Total	0.080	U	0.080	0.080
67-66-3	Chloroform	0.040	U	0.040	0.040
109-99-9	Tetrahydrofuran	1.0	U	1.0	1.0
71-55-6	1,1,1-Trichloroethane	0.040	U	0.040	0.040
110-82-7	Cyclohexane	0.040	U	0.040	0.040
56-23-5	Carbon tetrachloride	0.040	U	0.040	0.040
540-84-1	2,2,4-Trimethylpentane	0.040	U	0.040	0.040

FORM I  
AIR - GC/MS VOA ORGANICS ANALYSIS DATA SHEET

Lab Name: TestAmerica Burlington Job No.: 200-42508-1  
 SDG No.: \_\_\_\_\_  
 Client Sample ID: 3087 Lab Sample ID: 200-42508-11  
 Matrix: Air Lab File ID: 29503\_18.D  
 Analysis Method: TO-15 Date Collected: 03/07/2018 00:00  
 Sample wt/vol: 1000 (mL) Date Analyzed: 03/09/2018 02:46  
 Soil Aliquot Vol: \_\_\_\_\_ Dilution Factor: 0.2  
 Soil Extract Vol.: \_\_\_\_\_ GC Column: RTX-624 ID: 0.32 (mm)  
 % Moisture: \_\_\_\_\_ Level: (low/med) Low  
 Analysis Batch No.: 127174 Units: ppb v/v

CAS NO.	COMPOUND NAME	RESULT	Q	RL	RL
71-43-2	Benzene	0.040	U	0.040	0.040
107-06-2	1,2-Dichloroethane	0.040	U *	0.040	0.040
142-82-5	n-Heptane	0.040	U	0.040	0.040
79-01-6	Trichloroethene	0.040	U	0.040	0.040
80-62-6	Methyl methacrylate	0.10	U	0.10	0.10
78-87-5	1,2-Dichloropropane	0.040	U	0.040	0.040
123-91-1	1,4-Dioxane	1.0	U	1.0	1.0
75-27-4	Bromodichloromethane	0.040	U	0.040	0.040
10061-01-5	cis-1,3-Dichloropropene	0.040	U	0.040	0.040
108-10-1	methyl isobutyl ketone	0.10	U *	0.10	0.10
108-88-3	Toluene	0.040	U	0.040	0.040
10061-02-6	trans-1,3-Dichloropropene	0.040	U	0.040	0.040
79-00-5	1,1,2-Trichloroethane	0.040	U	0.040	0.040
127-18-4	Tetrachloroethene	0.040	U	0.040	0.040
591-78-6	Methyl Butyl Ketone (2-Hexanone)	0.10	U *	0.10	0.10
124-48-1	Dibromochloromethane	0.040	U	0.040	0.040
106-93-4	1,2-Dibromoethane	0.040	U	0.040	0.040
108-90-7	Chlorobenzene	0.040	U	0.040	0.040
100-41-4	Ethylbenzene	0.040	U	0.040	0.040
179601-23-1	m,p-Xylene	0.10	U	0.10	0.10
95-47-6	Xylene, o-	0.040	U	0.040	0.040
1330-20-7	Xylene (total)	0.14	U	0.14	0.14
100-42-5	Styrene	0.040	U	0.040	0.040
75-25-2	Bromoform	0.040	U	0.040	0.040
98-82-8	Cumene	0.040	U	0.040	0.040
79-34-5	1,1,2,2-Tetrachloroethane	0.040	U	0.040	0.040
103-65-1	n-Propylbenzene	0.040	U	0.040	0.040
622-96-8	4-Ethyltoluene	0.040	U	0.040	0.040
108-67-8	1,3,5-Trimethylbenzene	0.040	U	0.040	0.040
95-49-8	2-Chlorotoluene	0.040	U	0.040	0.040
98-06-6	tert-Butylbenzene	0.040	U	0.040	0.040
95-63-6	1,2,4-Trimethylbenzene	0.040	U	0.040	0.040
135-98-8	sec-Butylbenzene	0.040	U	0.040	0.040
99-87-6	4-Isopropyltoluene	0.040	U	0.040	0.040
541-73-1	1,3-Dichlorobenzene	0.040	U	0.040	0.040
106-46-7	1,4-Dichlorobenzene	0.040	U	0.040	0.040

FORM I  
AIR - GC/MS VOA ORGANICS ANALYSIS DATA SHEET

Lab Name: TestAmerica Burlington Job No.: 200-42508-1  
 SDG No.: \_\_\_\_\_  
 Client Sample ID: 3087 Lab Sample ID: 200-42508-11  
 Matrix: Air Lab File ID: 29503\_18.D  
 Analysis Method: TO-15 Date Collected: 03/07/2018 00:00  
 Sample wt/vol: 1000 (mL) Date Analyzed: 03/09/2018 02:46  
 Soil Aliquot Vol: \_\_\_\_\_ Dilution Factor: 0.2  
 Soil Extract Vol.: \_\_\_\_\_ GC Column: RTX-624 ID: 0.32 (mm)  
 % Moisture: \_\_\_\_\_ Level: (low/med) Low  
 Analysis Batch No.: 127174 Units: ppb v/v

CAS NO.	COMPOUND NAME	RESULT	Q	RL	RL
100-44-7	Benzyl chloride	0.040	U	0.040	0.040
104-51-8	n-Butylbenzene	0.040	U	0.040	0.040
95-50-1	1,2-Dichlorobenzene	0.040	U	0.040	0.040
120-82-1	1,2,4-Trichlorobenzene	0.10	U	0.10	0.10
87-68-3	Hexachlorobutadiene	0.040	U	0.040	0.040
91-20-3	Naphthalene	0.10	U	0.10	0.10

TestAmerica Burlington  
Target Compound Quantitation Report

Data File: \\ChromNA\Burlington\ChromData\CHC.i\20180308-29503.b\29503\_18.D  
 Lims ID: 200-42508-A-11  
 Client ID: 3087  
 Sample Type: Client  
 Inject. Date: 09-Mar-2018 02:46:30 ALS Bottle#: 18 Worklist Smp#: 18  
 Purge Vol: 200.000 mL Dil. Factor: 0.2000  
 Sample Info: 200-0029503-018  
 Operator ID: pad Instrument ID: CHC.i  
 Method: \\ChromNA\Burlington\ChromData\CHC.i\20180308-29503.b\TO15\_MasterMethod\_(v1)\_CHC.i.m  
 Limit Group: AI\_TO15\_ICAL  
 Last Update: 09-Mar-2018 19:57:16 Calib Date: 26-Jan-2018 01:35:30  
 Integrator: RTE ID Type: Deconvolution ID  
 Quant Method: Internal Standard Quant By: Initial Calibration  
 Last ICal File: \\ChromNA\Burlington\ChromData\CHC.i\20180125-28916.b\28916\_12.D  
 Column 1 : RTX-624 ( 0.32 mm) Det: MS SCAN  
 Process Host: XAWRK022

First Level Reviewer: bunmaa

Date: 09-Mar-2018 19:57:16

Compound	Sig	RT (min.)	Adj RT (min.)	Dlt RT (min.)	Q	Response	OnCol Amt ppb v/v	Flags
1 Propene	41		2.962				ND	
2 Dichlorodifluoromethane	85		3.031				ND	
3 Chlorodifluoromethane	51		3.079				ND	
4 1,2-Dichloro-1,1,2,2-tetra	85		3.293				ND	
5 Chloromethane	50		3.421				ND	
6 Butane	43		3.624				ND	
7 Vinyl chloride	62		3.666				ND	
8 Butadiene	54		3.741				ND	
10 Bromomethane	94		4.414				ND	
11 Chloroethane	64		4.654				ND	
13 Vinyl bromide	106		5.043				ND	
14 Trichlorofluoromethane	101		5.150				ND	
17 Ethanol	45		5.732				ND	
20 1,1,2-Trichloro-1,2,2-trif	101		6.244				ND	
21 1,1-Dichloroethene	96		6.276				ND	
22 Acetone	43		6.500				ND	Ua
23 Carbon disulfide	76		6.655				ND	
24 Isopropyl alcohol	45		6.821				ND	
25 3-Chloro-1-propene	41		7.071				ND	
27 Methylene Chloride	49		7.370				ND	
28 2-Methyl-2-propanol	59		7.600				ND	
29 Methyl tert-butyl ether	73		7.776				ND	
31 trans-1,2-Dichloroethene	61		7.819				ND	
33 Hexane	57		8.219				ND	
34 1,1-Dichloroethane	63		8.688				ND	
35 Vinyl acetate	43		8.774				ND	
37 cis-1,2-Dichloroethene	96		9.809				ND	
38 2-Butanone (MEK)	72		9.847				ND	
39 Ethyl acetate	88		9.911				ND	
S 30 1,2-Dichloroethene, Total	61		10.200				ND	
41 Tetrahydrofuran	42		10.273				ND	
* 40 Chlorobromomethane	128	10.273	10.273	0.000	90	202594	10.0	

Compound	Sig	RT (min.)	Adj RT (min.)	Dlt RT (min.)	Q	Response	OnCol Amt ppb v/v	Flags
42 Chloroform	83		10.418				ND	
43 Cyclohexane	84		10.663				ND	
44 1,1,1-Trichloroethane	97		10.684				ND	
45 Carbon tetrachloride	117		10.941				ND	
46 Isooctane	57		11.394				ND	
47 Benzene	78		11.400				ND	
48 1,2-Dichloroethane	62		11.581				ND	
49 n-Heptane	43		11.795				ND	
* 50 1,4-Difluorobenzene	114	12.259	12.259	0.000	98	1063293	10.0	
53 Trichloroethene	95		12.734				ND	
54 1,2-Dichloropropane	63		13.278				ND	
55 Methyl methacrylate	69		13.470				ND	
56 1,4-Dioxane	88		13.513				ND	
57 Dibromomethane	174		13.540				ND	
58 Dichlorobromomethane	83		13.855				ND	
60 cis-1,3-Dichloropropene	75		14.805				ND	
61 4-Methyl-2-pentanone (MIBK)	43		15.082				ND	
65 Toluene	92		15.397				ND	
66 trans-1,3-Dichloropropene	75		16.005				ND	
67 1,1,2-Trichloroethane	83		16.374				ND	
68 Tetrachloroethene	166		16.491				ND	
69 2-Hexanone	43		16.817				ND	
71 Chlorodibromomethane	129		17.137				ND	
72 Ethylene Dibromide	107		17.393				ND	
* 74 Chlorobenzene-d5	117	18.300	18.300	0.000	96	1079691	10.0	
75 Chlorobenzene	112		18.359				ND	
76 Ethylbenzene	91		18.519				ND	U
78 m-Xylene & p-Xylene	106		18.770				ND	
79 o-Xylene	106		19.608				ND	
80 Styrene	104		19.656				ND	
81 Bromoform	173		20.088				ND	
S 73 Xylenes, Total	106		20.100				ND	
82 Isopropylbenzene	105		20.312				ND	
84 1,1,2,2-Tetrachloroethane	83		20.979				ND	
85 N-Propylbenzene	91		21.054				ND	
88 4-Ethyltoluene	105		21.246				ND	
89 2-Chlorotoluene	91		21.252				ND	
90 1,3,5-Trimethylbenzene	105		21.353				ND	
92 tert-Butylbenzene	119		21.849				ND	
93 1,2,4-Trimethylbenzene	105		21.945				ND	
94 sec-Butylbenzene	105		22.180				ND	
95 4-Isopropyltoluene	119		22.383				ND	
96 1,3-Dichlorobenzene	146		22.410				ND	
97 1,4-Dichlorobenzene	146		22.548				ND	
98 Benzyl chloride	91		22.741				ND	
100 n-Butylbenzene	91		22.954				ND	
101 1,2-Dichlorobenzene	146		23.071				ND	
103 1,2,4-Trichlorobenzene	180		25.494				ND	
104 Hexachlorobutadiene	225		25.681				ND	
105 Naphthalene	128		25.948				ND	

**QC Flag Legend**

Review Flags

U - Marked Undetected

a - User Assigned ID

**Reagents:**

ATTO15CISs\_00010

Amount Added: 20.00

Units: mL

Run Reagent

- 1
- 2
- 3
- 4
- 5
- 6
- 7
- 8
- 9
- 10
- 11
- 12
- 13
- 14
- 15



TestAmerica Burlington

Data File: \\ChromNA\Burlington\ChromData\CHC.i\20180308-29503.b\29503\_18.D

Injection Date: 09-Mar-2018 02:46:30

Instrument ID: CHC.i

Operator ID: pad

Lims ID: 200-42508-A-11

Lab Sample ID: 200-42508-11

Worklist Smp#: 18

Client ID: 3087

Purge Vol: 200.000 mL

Dil. Factor: 0.2000

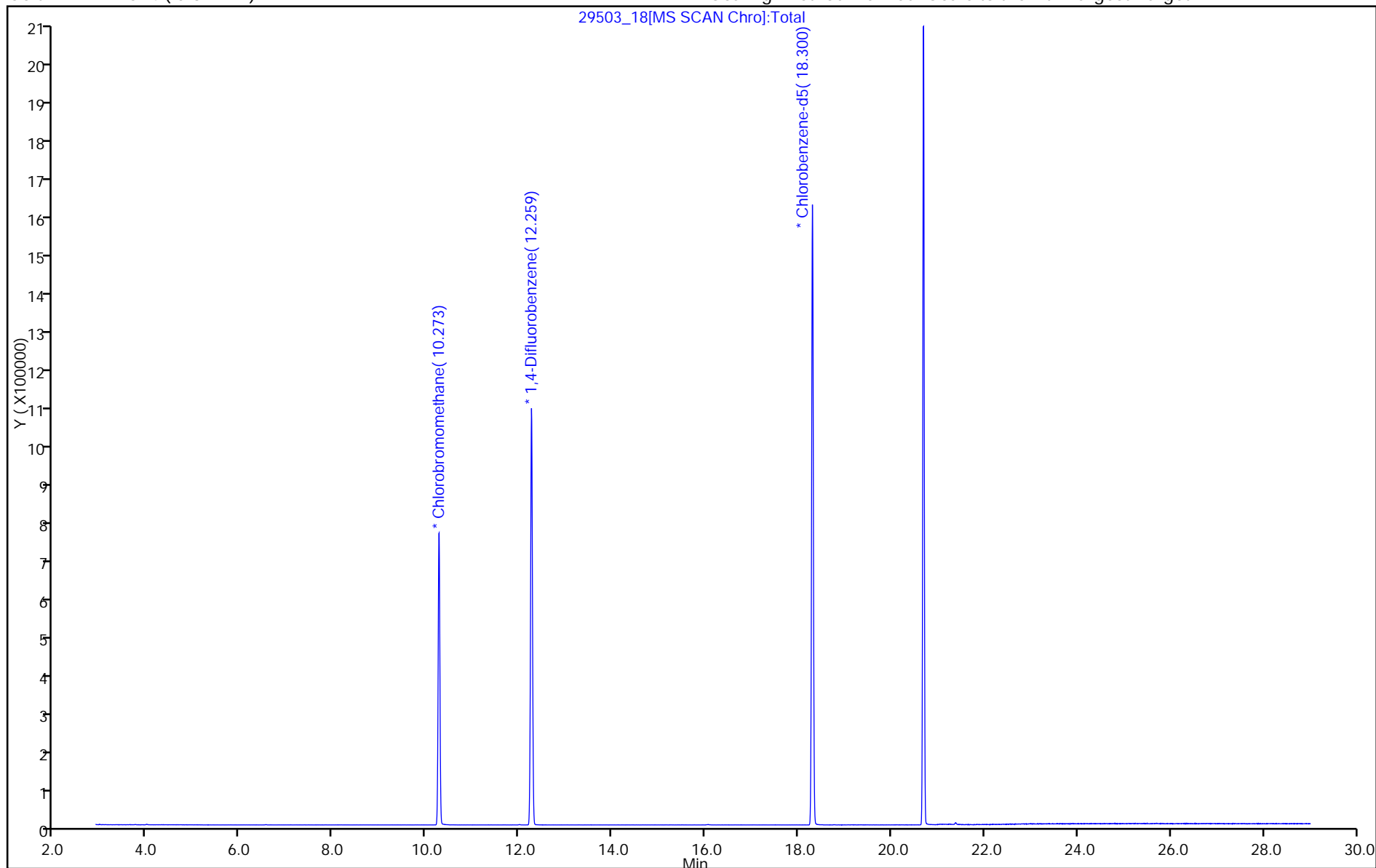
ALS Bottle#: 18

Method: TO15\_MasterMethod\_(v1)\_CHC.i

Limit Group: AI\_TO15\_ICAL

Column: RTX-624 (0.32 mm)

Y Scaling: Method Defined: Scale to the Nth Largest Target: 1

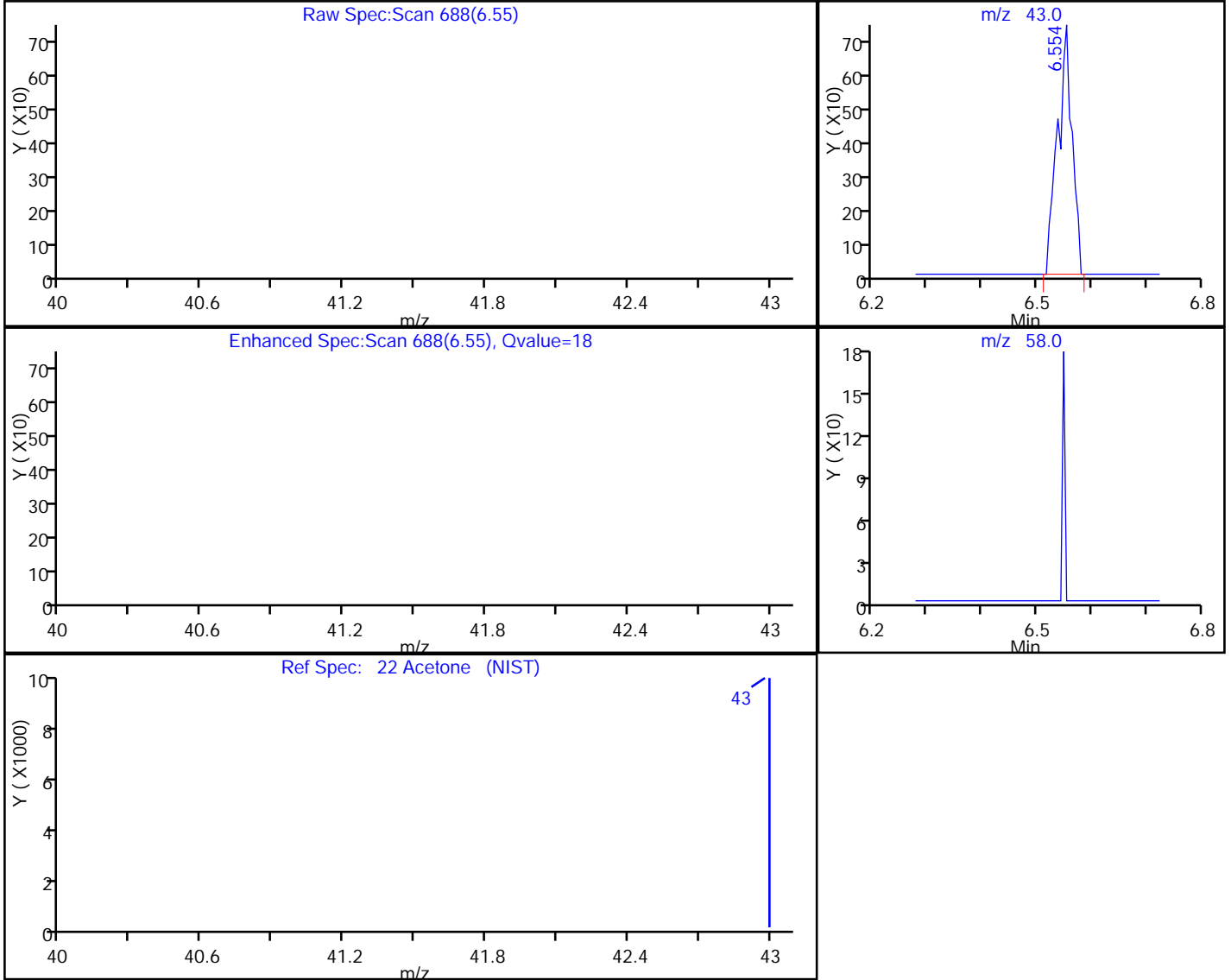


TestAmerica Burlington

Data File: \\ChromNA\Burlington\ChromData\CHC.i\20180308-29503.b\29503\_18.D  
 Injection Date: 09-Mar-2018 02:46:30 Instrument ID: CHC.i  
 Lims ID: 200-42508-A-11 Lab Sample ID: 200-42508-11  
 Client ID: 3087  
 Operator ID: pad ALS Bottle#: 18 Worklist Smp#: 18  
 Purge Vol: 200.000 mL Dil. Factor: 0.2000  
 Method: TO15\_MasterMethod\_(v1)\_CHC.i Limit Group: AI\_TO15\_ICAL  
 Column: RTX-624 (0.32 mm) Detector: MS SCAN

22 Acetone, CAS: 67-64-1

Processing Results



RT	Mass	Response	Amount
6.55	43.00	1375	0.045085
6.56	58.00	0	

Reviewer: bunmaa, 09-Mar-2018 19:57:16  
 Audit Action: Marked Compound Undetected

Audit Reason: Invalid Compound ID

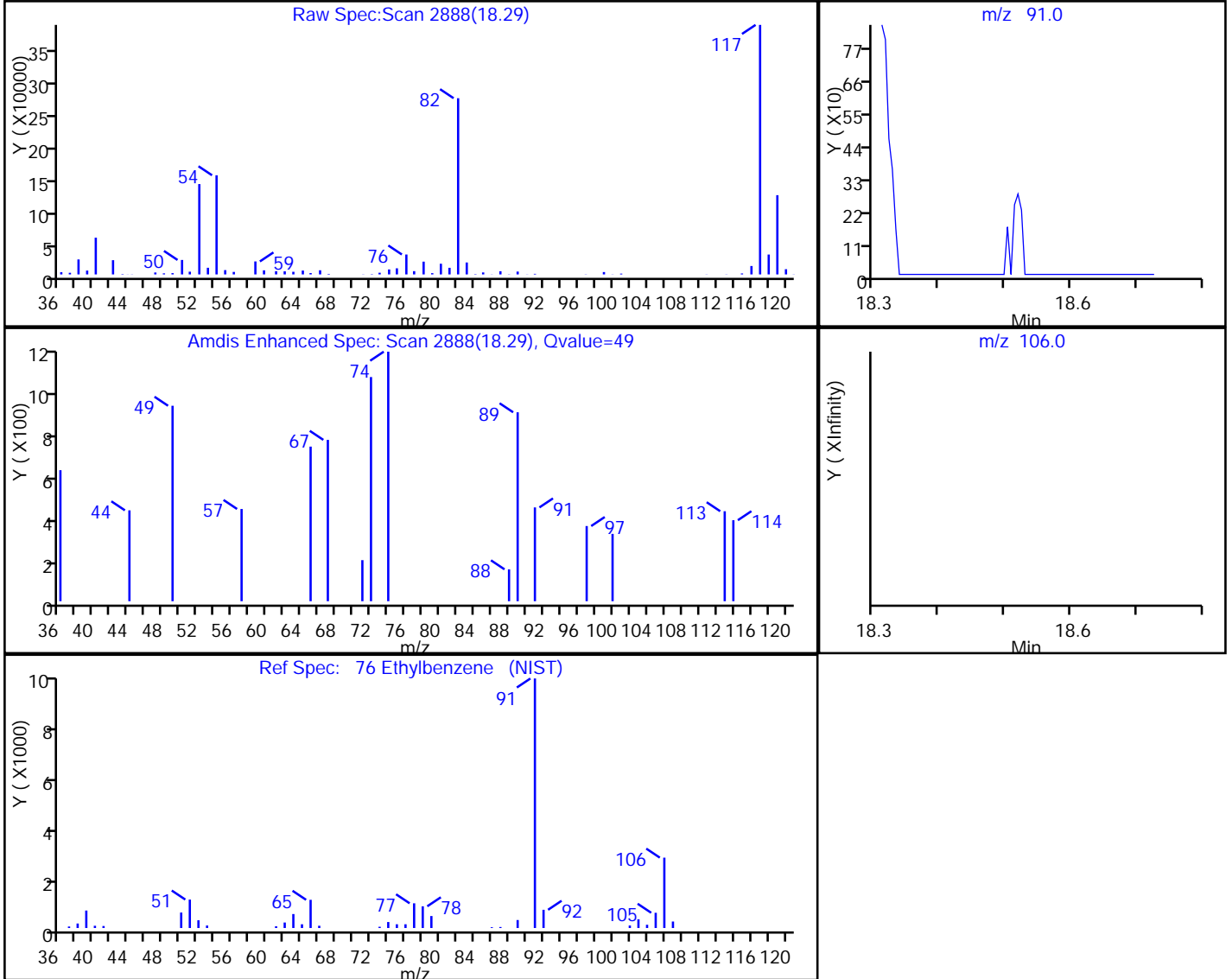


TestAmerica Burlington

Data File: \\ChromNA\Burlington\ChromData\CHC.i\20180308-29503.b\29503\_18.D  
 Injection Date: 09-Mar-2018 02:46:30 Instrument ID: CHC.i  
 Lims ID: 200-42508-A-11 Lab Sample ID: 200-42508-11  
 Client ID: 3087  
 Operator ID: pad ALS Bottle#: 18 Worklist Smp#: 18  
 Purge Vol: 200.000 mL Dil. Factor: 0.2000  
 Method: TO15\_MasterMethod\_(v1)\_CHC.i Limit Group: AI\_TO15\_ICAL  
 Column: RTX-624 (0.32 mm) Detector: MS SCAN

76 Ethylbenzene, CAS: 100-41-4

Processing Results



RT	Mass	Response	Amount
18.29	91.00	2306	0.027709
18.52	106.00	0	

Reviewer: bunmaa, 09-Mar-2018 19:57:16

Audit Action: Marked Compound Undetected

Audit Reason: Invalid Compound ID



FORM I  
AIR - GC/MS VOA ORGANICS ANALYSIS DATA SHEET

Lab Name: TestAmerica Burlington Job No.: 200-42508-1  
 SDG No.: \_\_\_\_\_  
 Client Sample ID: 4066 Lab Sample ID: 200-42508-12  
 Matrix: Air Lab File ID: 29503\_19.D  
 Analysis Method: TO-15 Date Collected: 03/07/2018 00:00  
 Sample wt/vol: 1000 (mL) Date Analyzed: 03/09/2018 03:44  
 Soil Aliquot Vol: \_\_\_\_\_ Dilution Factor: 0.2  
 Soil Extract Vol.: \_\_\_\_\_ GC Column: RTX-624 ID: 0.32 (mm)  
 % Moisture: \_\_\_\_\_ Level: (low/med) Low  
 Analysis Batch No.: 127174 Units: ppb v/v

CAS NO.	COMPOUND NAME	RESULT	Q	RL	RL
115-07-1	Propylene	1.0	U	1.0	1.0
75-71-8	Dichlorodifluoromethane	0.10	U *	0.10	0.10
75-45-6	Freon 22	0.10	U	0.10	0.10
76-14-2	1,2-Dichlorotetrafluoroethane	0.040	U	0.040	0.040
74-87-3	Chloromethane	0.10	U	0.10	0.10
106-97-8	n-Butane	0.10	U	0.10	0.10
75-01-4	Vinyl chloride	0.040	U	0.040	0.040
106-99-0	1,3-Butadiene	0.040	U	0.040	0.040
74-83-9	Bromomethane	0.040	U	0.040	0.040
75-00-3	Chloroethane	0.10	U	0.10	0.10
593-60-2	Bromoethene (Vinyl Bromide)	0.040	U	0.040	0.040
75-69-4	Trichlorofluoromethane	0.040	U	0.040	0.040
64-17-5	Ethanol	1.0	U	1.0	1.0
76-13-1	Freon TF	0.040	U	0.040	0.040
75-35-4	1,1-Dichloroethene	0.040	U	0.040	0.040
67-64-1	Acetone	1.0	U *	1.0	1.0
67-63-0	Isopropyl alcohol	1.0	U	1.0	1.0
75-15-0	Carbon disulfide	0.10	U	0.10	0.10
107-05-1	3-Chloropropene	0.10	U	0.10	0.10
75-09-2	Methylene Chloride	0.10	U *	0.10	0.10
75-65-0	tert-Butyl alcohol	1.0	U *	1.0	1.0
1634-04-4	Methyl tert-butyl ether	0.040	U	0.040	0.040
156-60-5	trans-1,2-Dichloroethene	0.040	U	0.040	0.040
110-54-3	n-Hexane	0.040	U	0.040	0.040
75-34-3	1,1-Dichloroethane	0.040	U	0.040	0.040
108-05-4	Vinyl acetate	1.0	U *	1.0	1.0
141-78-6	Ethyl acetate	1.0	U	1.0	1.0
78-93-3	Methyl Ethyl Ketone	0.10	U	0.10	0.10
156-59-2	cis-1,2-Dichloroethene	0.040	U	0.040	0.040
540-59-0	1,2-Dichloroethene, Total	0.080	U	0.080	0.080
67-66-3	Chloroform	0.040	U	0.040	0.040
109-99-9	Tetrahydrofuran	1.0	U	1.0	1.0
71-55-6	1,1,1-Trichloroethane	0.040	U	0.040	0.040
110-82-7	Cyclohexane	0.040	U	0.040	0.040
56-23-5	Carbon tetrachloride	0.040	U	0.040	0.040
540-84-1	2,2,4-Trimethylpentane	0.040	U	0.040	0.040

FORM I  
AIR - GC/MS VOA ORGANICS ANALYSIS DATA SHEET

Lab Name: TestAmerica Burlington Job No.: 200-42508-1  
 SDG No.: \_\_\_\_\_  
 Client Sample ID: 4066 Lab Sample ID: 200-42508-12  
 Matrix: Air Lab File ID: 29503\_19.D  
 Analysis Method: TO-15 Date Collected: 03/07/2018 00:00  
 Sample wt/vol: 1000 (mL) Date Analyzed: 03/09/2018 03:44  
 Soil Aliquot Vol: \_\_\_\_\_ Dilution Factor: 0.2  
 Soil Extract Vol.: \_\_\_\_\_ GC Column: RTX-624 ID: 0.32 (mm)  
 % Moisture: \_\_\_\_\_ Level: (low/med) Low  
 Analysis Batch No.: 127174 Units: ppb v/v

CAS NO.	COMPOUND NAME	RESULT	Q	RL	RL
71-43-2	Benzene	0.040	U	0.040	0.040
107-06-2	1,2-Dichloroethane	0.040	U *	0.040	0.040
142-82-5	n-Heptane	0.040	U	0.040	0.040
79-01-6	Trichloroethene	0.040	U	0.040	0.040
80-62-6	Methyl methacrylate	0.10	U	0.10	0.10
78-87-5	1,2-Dichloropropane	0.040	U	0.040	0.040
123-91-1	1,4-Dioxane	1.0	U	1.0	1.0
75-27-4	Bromodichloromethane	0.040	U	0.040	0.040
10061-01-5	cis-1,3-Dichloropropene	0.040	U	0.040	0.040
108-10-1	methyl isobutyl ketone	0.10	U *	0.10	0.10
108-88-3	Toluene	0.040	U	0.040	0.040
10061-02-6	trans-1,3-Dichloropropene	0.040	U	0.040	0.040
79-00-5	1,1,2-Trichloroethane	0.040	U	0.040	0.040
127-18-4	Tetrachloroethene	0.040	U	0.040	0.040
591-78-6	Methyl Butyl Ketone (2-Hexanone)	0.10	U *	0.10	0.10
124-48-1	Dibromochloromethane	0.040	U	0.040	0.040
106-93-4	1,2-Dibromoethane	0.040	U	0.040	0.040
108-90-7	Chlorobenzene	0.040	U	0.040	0.040
100-41-4	Ethylbenzene	0.040	U	0.040	0.040
179601-23-1	m,p-Xylene	0.10	U	0.10	0.10
95-47-6	Xylene, o-	0.040	U	0.040	0.040
1330-20-7	Xylene (total)	0.14	U	0.14	0.14
100-42-5	Styrene	0.040	U	0.040	0.040
75-25-2	Bromoform	0.040	U	0.040	0.040
98-82-8	Cumene	0.040	U	0.040	0.040
79-34-5	1,1,2,2-Tetrachloroethane	0.040	U	0.040	0.040
103-65-1	n-Propylbenzene	0.040	U	0.040	0.040
622-96-8	4-Ethyltoluene	0.040	U	0.040	0.040
108-67-8	1,3,5-Trimethylbenzene	0.040	U	0.040	0.040
95-49-8	2-Chlorotoluene	0.040	U	0.040	0.040
98-06-6	tert-Butylbenzene	0.040	U	0.040	0.040
95-63-6	1,2,4-Trimethylbenzene	0.040	U	0.040	0.040
135-98-8	sec-Butylbenzene	0.040	U	0.040	0.040
99-87-6	4-Isopropyltoluene	0.040	U	0.040	0.040
541-73-1	1,3-Dichlorobenzene	0.040	U	0.040	0.040
106-46-7	1,4-Dichlorobenzene	0.040	U	0.040	0.040

FORM I  
AIR - GC/MS VOA ORGANICS ANALYSIS DATA SHEET

Lab Name: TestAmerica Burlington Job No.: 200-42508-1  
 SDG No.: \_\_\_\_\_  
 Client Sample ID: 4066 Lab Sample ID: 200-42508-12  
 Matrix: Air Lab File ID: 29503\_19.D  
 Analysis Method: TO-15 Date Collected: 03/07/2018 00:00  
 Sample wt/vol: 1000 (mL) Date Analyzed: 03/09/2018 03:44  
 Soil Aliquot Vol: \_\_\_\_\_ Dilution Factor: 0.2  
 Soil Extract Vol.: \_\_\_\_\_ GC Column: RTX-624 ID: 0.32 (mm)  
 % Moisture: \_\_\_\_\_ Level: (low/med) Low  
 Analysis Batch No.: 127174 Units: ppb v/v

CAS NO.	COMPOUND NAME	RESULT	Q	RL	RL
100-44-7	Benzyl chloride	0.040	U	0.040	0.040
104-51-8	n-Butylbenzene	0.040	U	0.040	0.040
95-50-1	1,2-Dichlorobenzene	0.040	U	0.040	0.040
120-82-1	1,2,4-Trichlorobenzene	0.10	U	0.10	0.10
87-68-3	Hexachlorobutadiene	0.040	U	0.040	0.040
91-20-3	Naphthalene	0.10	U	0.10	0.10

TestAmerica Burlington  
Target Compound Quantitation Report

Data File: \\ChromNA\Burlington\ChromData\CHC.i\20180308-29503.b\29503\_19.D  
 Lims ID: 200-42508-A-12  
 Client ID: 4066  
 Sample Type: Client  
 Inject. Date: 09-Mar-2018 03:44:30 ALS Bottle#: 19 Worklist Smp#: 19  
 Purge Vol: 200.000 mL Dil. Factor: 0.2000  
 Sample Info: 200-0029503-019  
 Operator ID: pad Instrument ID: CHC.i  
 Method: \\ChromNA\Burlington\ChromData\CHC.i\20180308-29503.b\TO15\_MasterMethod\_(v1)\_CHC.i.m  
 Limit Group: AI\_TO15\_ICAL  
 Last Update: 09-Mar-2018 19:58:54 Calib Date: 26-Jan-2018 01:35:30  
 Integrator: RTE ID Type: Deconvolution ID  
 Quant Method: Internal Standard Quant By: Initial Calibration  
 Last ICal File: \\ChromNA\Burlington\ChromData\CHC.i\20180125-28916.b\28916\_12.D  
 Column 1 : RTX-624 ( 0.32 mm) Det: MS SCAN  
 Process Host: XAWRK022

First Level Reviewer: bunmaa

Date:

09-Mar-2018 19:58:54

Compound	Sig	RT (min.)	Adj RT (min.)	Dlt RT (min.)	Q	Response	OnCol Amt ppb v/v	Flags
1 Propene	41		2.962				ND	
2 Dichlorodifluoromethane	85		3.031				ND	
3 Chlorodifluoromethane	51		3.079				ND	
4 1,2-Dichloro-1,1,2,2-tetra	85		3.293				ND	
5 Chloromethane	50		3.421				ND	
6 Butane	43		3.624				ND	
7 Vinyl chloride	62		3.666				ND	
8 Butadiene	54		3.741				ND	
10 Bromomethane	94		4.414				ND	
11 Chloroethane	64		4.654				ND	
13 Vinyl bromide	106		5.043				ND	
14 Trichlorofluoromethane	101		5.150				ND	
17 Ethanol	45		5.732				ND	
20 1,1,2-Trichloro-1,2,2-trif	101		6.244				ND	
21 1,1-Dichloroethene	96		6.276				ND	
22 Acetone	43		6.500				ND	Ua
23 Carbon disulfide	76		6.655				ND	
24 Isopropyl alcohol	45		6.821				ND	
25 3-Chloro-1-propene	41		7.071				ND	
27 Methylene Chloride	49		7.370				ND	
28 2-Methyl-2-propanol	59		7.600				ND	
29 Methyl tert-butyl ether	73		7.776				ND	
31 trans-1,2-Dichloroethene	61		7.819				ND	
33 Hexane	57		8.219				ND	
34 1,1-Dichloroethane	63		8.688				ND	
35 Vinyl acetate	43		8.774				ND	
37 cis-1,2-Dichloroethene	96		9.809				ND	
38 2-Butanone (MEK)	72		9.847				ND	
39 Ethyl acetate	88		9.911				ND	
S 30 1,2-Dichloroethene, Total	61		10.200				ND	
41 Tetrahydrofuran	42		10.273				ND	
* 40 Chlorobromomethane	128	10.268	10.273	-0.005	90	204580	10.0	

Compound	Sig	RT (min.)	Adj RT (min.)	Dlt RT (min.)	Q	Response	OnCol Amt ppb v/v	Flags
42 Chloroform	83		10.418				ND	
43 Cyclohexane	84		10.663				ND	
44 1,1,1-Trichloroethane	97		10.684				ND	
45 Carbon tetrachloride	117		10.941				ND	
46 Isooctane	57		11.394				ND	
47 Benzene	78		11.400				ND	
48 1,2-Dichloroethane	62		11.581				ND	
49 n-Heptane	43		11.795				ND	
* 50 1,4-Difluorobenzene	114	12.259	12.259	0.000	98	1080418	10.0	
53 Trichloroethene	95		12.734				ND	
54 1,2-Dichloropropane	63		13.278				ND	
55 Methyl methacrylate	69		13.470				ND	
56 1,4-Dioxane	88		13.513				ND	
57 Dibromomethane	174		13.540				ND	
58 Dichlorobromomethane	83		13.855				ND	
60 cis-1,3-Dichloropropene	75		14.805				ND	
61 4-Methyl-2-pentanone (MIBK)	43		15.082				ND	
65 Toluene	92		15.397				ND	
66 trans-1,3-Dichloropropene	75		16.005				ND	
67 1,1,2-Trichloroethane	83		16.374				ND	
68 Tetrachloroethene	166		16.491				ND	
69 2-Hexanone	43		16.817				ND	
71 Chlorodibromomethane	129		17.137				ND	
72 Ethylene Dibromide	107		17.393				ND	
* 74 Chlorobenzene-d5	117	18.300	18.300	0.000	96	1091973	10.0	
75 Chlorobenzene	112		18.359				ND	
76 Ethylbenzene	91		18.519				ND	U
78 m-Xylene & p-Xylene	106		18.770				ND	
79 o-Xylene	106		19.608				ND	
80 Styrene	104		19.656				ND	
81 Bromoform	173		20.088				ND	
S 73 Xylenes, Total	106		20.100				ND	
82 Isopropylbenzene	105		20.312				ND	
84 1,1,2,2-Tetrachloroethane	83		20.979				ND	
85 N-Propylbenzene	91		21.054				ND	
88 4-Ethyltoluene	105		21.246				ND	
89 2-Chlorotoluene	91		21.252				ND	
90 1,3,5-Trimethylbenzene	105		21.353				ND	
92 tert-Butylbenzene	119		21.849				ND	
93 1,2,4-Trimethylbenzene	105		21.945				ND	
94 sec-Butylbenzene	105		22.180				ND	
95 4-Isopropyltoluene	119		22.383				ND	
96 1,3-Dichlorobenzene	146		22.410				ND	
97 1,4-Dichlorobenzene	146		22.548				ND	
98 Benzyl chloride	91		22.741				ND	
100 n-Butylbenzene	91		22.954				ND	
101 1,2-Dichlorobenzene	146		23.071				ND	
103 1,2,4-Trichlorobenzene	180		25.494				ND	
104 Hexachlorobutadiene	225		25.681				ND	
105 Naphthalene	128		25.948				ND	



### QC Flag Legend

#### Review Flags

U - Marked Undetected

a - User Assigned ID

### Reagents:

ATTO15CISs\_00010

Amount Added: 20.00

Units: mL

Run Reagent

- 1
- 2
- 3
- 4
- 5
- 6
- 7
- 8
- 9
- 10
- 11
- 12
- 13
- 14
- 15

TestAmerica Burlington

Data File: \\ChromNA\Burlington\ChromData\CHC.i\20180308-29503.b\29503\_19.D

Injection Date: 09-Mar-2018 03:44:30

Instrument ID: CHC.i

Operator ID: pad

Lims ID: 200-42508-A-12

Lab Sample ID: 200-42508-12

Worklist Smp#: 19

Client ID: 4066

Purge Vol: 200.000 mL

Dil. Factor: 0.2000

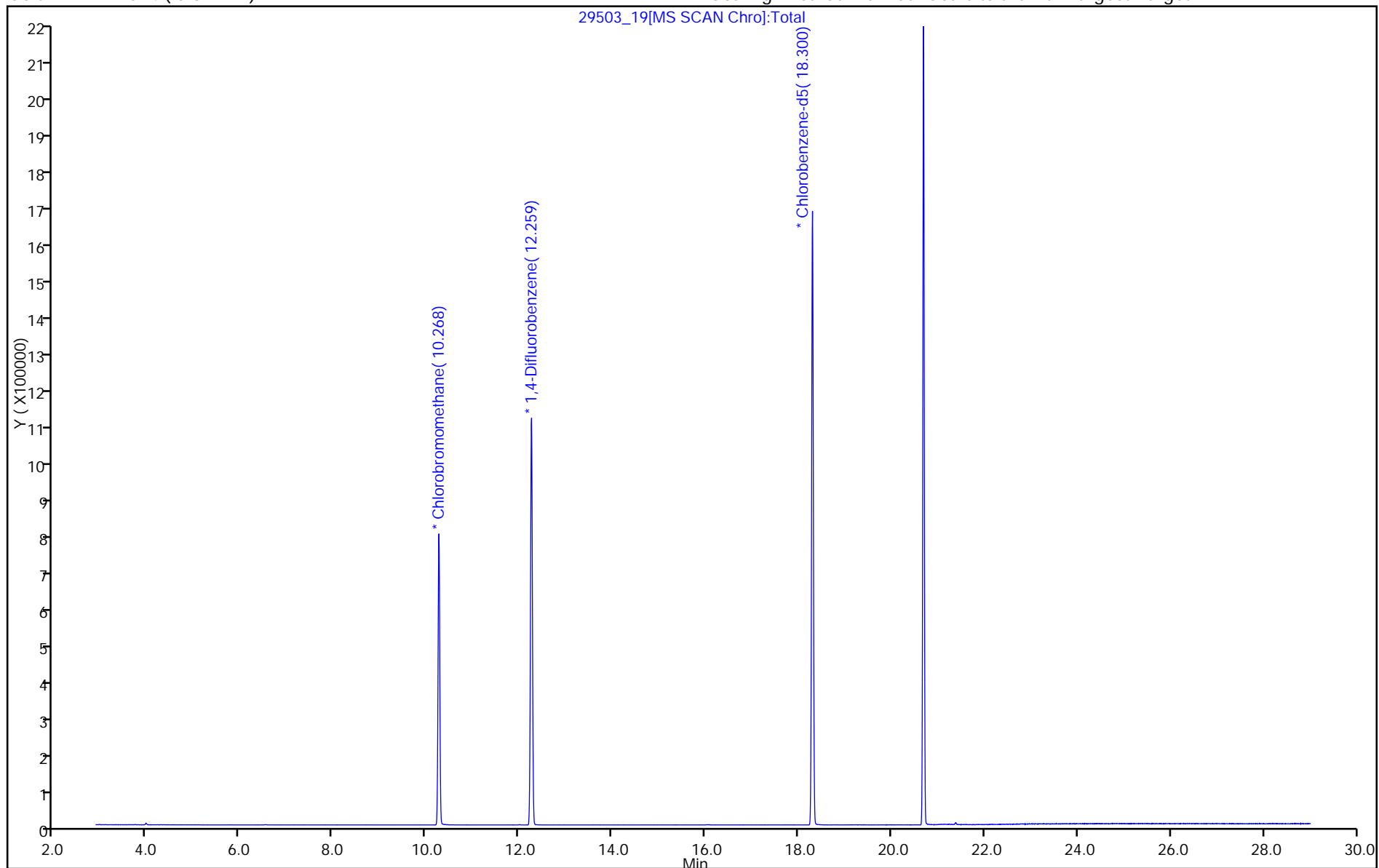
ALS Bottle#: 19

Method: TO15\_MasterMethod\_(v1)\_CHC.i

Limit Group: AI\_TO15\_ICAL

Column: RTX-624 ( 0.32 mm)

Y Scaling: Method Defined: Scale to the Nth Largest Target: 1

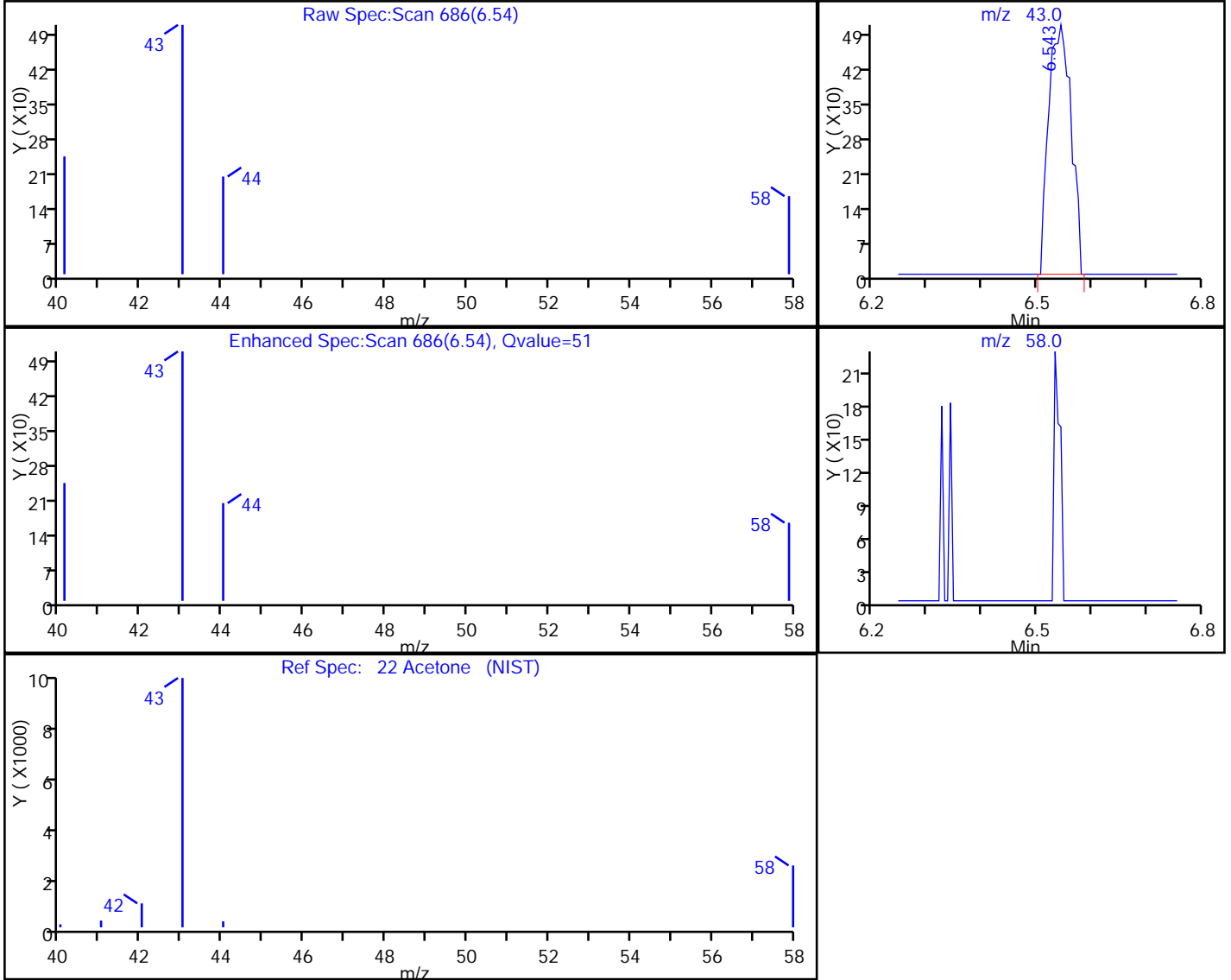


TestAmerica Burlington

Data File: \\ChromNA\Burlington\ChromData\CHC.i\20180308-29503.b\29503\_19.D  
Injection Date: 09-Mar-2018 03:44:30 Instrument ID: CHC.i  
Lims ID: 200-42508-A-12 Lab Sample ID: 200-42508-12  
Client ID: 4066  
Operator ID: pad ALS Bottle#: 19 Worklist Smp#: 19  
Purge Vol: 200.000 mL Dil. Factor: 0.2000  
Method: TO15\_MasterMethod\_(v1)\_CHC.i Limit Group: AI\_TO15\_ICAL  
Column: RTX-624 (0.32 mm) Detector: MS SCAN

22 Acetone, CAS: 67-64-1

Processing Results



RT	Mass	Response	Amount
6.54	43.00	1454	0.047212
6.55	58.00	0	

Reviewer: bunmaa, 09-Mar-2018 19:58:54

Audit Action: Marked Compound Undetected

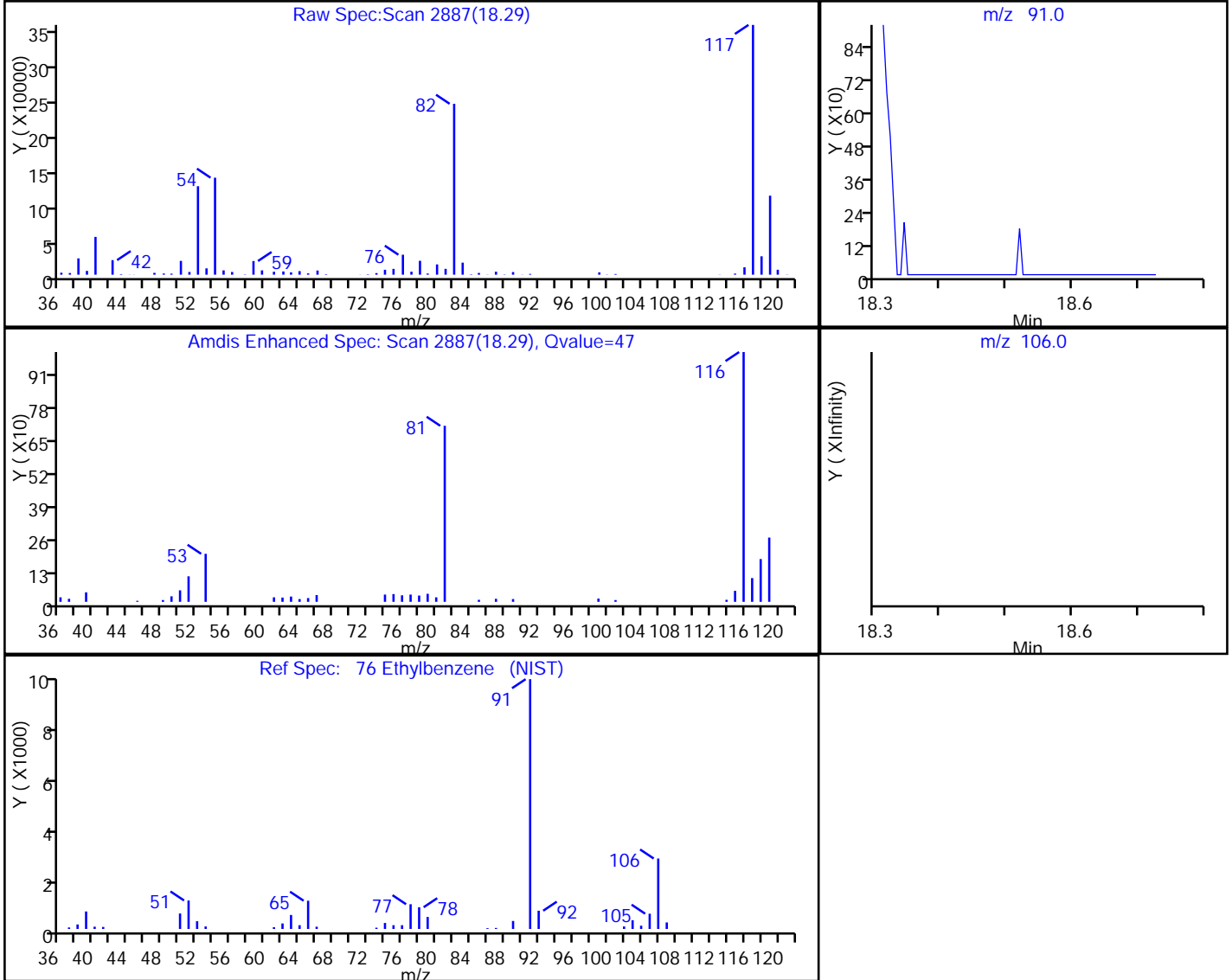
Audit Reason: Invalid Compound ID

TestAmerica Burlington

Data File: \\ChromNA\Burlington\ChromData\CHC.i\20180308-29503.b\29503\_19.D  
 Injection Date: 09-Mar-2018 03:44:30 Instrument ID: CHC.i  
 Lims ID: 200-42508-A-12 Lab Sample ID: 200-42508-12  
 Client ID: 4066  
 Operator ID: pad ALS Bottle#: 19 Worklist Smp#: 19  
 Purge Vol: 200.000 mL Dil. Factor: 0.2000  
 Method: TO15\_MasterMethod\_(v1)\_CHC.i Limit Group: AI\_TO15\_ICAL  
 Column: RTX-624 (0.32 mm) Detector: MS SCAN

76 Ethylbenzene, CAS: 100-41-4

Processing Results



RT	Mass	Response	Amount
18.29	91.00	2525	0.029999
18.52	106.00	0	

Reviewer: bunmaa, 09-Mar-2018 19:58:54

Audit Action: Marked Compound Undetected

Audit Reason: Invalid Compound ID

FORM I  
AIR - GC/MS VOA ORGANICS ANALYSIS DATA SHEET

Lab Name: TestAmerica Burlington Job No.: 200-42512-1  
 SDG No.: \_\_\_\_\_  
 Client Sample ID: 4952 Lab Sample ID: 200-42512-12  
 Matrix: Air Lab File ID: 29503\_05.D  
 Analysis Method: TO-15 Date Collected: 03/07/2018 00:00  
 Sample wt/vol: 200 (mL) Date Analyzed: 03/08/2018 14:07  
 Soil Aliquot Vol: \_\_\_\_\_ Dilution Factor: 1  
 Soil Extract Vol.: \_\_\_\_\_ GC Column: RTX-624 ID: 0.32 (mm)  
 % Moisture: \_\_\_\_\_ Level: (low/med) Low  
 Analysis Batch No.: 127174 Units: ppb v/v

CAS NO.	COMPOUND NAME	RESULT	Q	RL	RL
115-07-1	Propylene	5.0	U	5.0	5.0
75-71-8	Dichlorodifluoromethane	0.50	U *	0.50	0.50
75-45-6	Freon 22	0.50	U	0.50	0.50
76-14-2	1,2-Dichlorotetrafluoroethane	0.20	U	0.20	0.20
74-87-3	Chloromethane	0.50	U	0.50	0.50
106-97-8	n-Butane	0.50	U	0.50	0.50
75-01-4	Vinyl chloride	0.20	U	0.20	0.20
106-99-0	1,3-Butadiene	0.20	U	0.20	0.20
74-83-9	Bromomethane	0.20	U	0.20	0.20
75-00-3	Chloroethane	0.50	U	0.50	0.50
593-60-2	Bromoethene (Vinyl Bromide)	0.20	U	0.20	0.20
75-69-4	Trichlorofluoromethane	0.20	U	0.20	0.20
64-17-5	Ethanol	5.0	U	5.0	5.0
76-13-1	Freon TF	0.20	U	0.20	0.20
75-35-4	1,1-Dichloroethene	0.20	U	0.20	0.20
67-64-1	Acetone	5.0	U *	5.0	5.0
67-63-0	Isopropyl alcohol	5.0	U	5.0	5.0
75-15-0	Carbon disulfide	0.50	U	0.50	0.50
107-05-1	3-Chloropropene	0.50	U	0.50	0.50
75-09-2	Methylene Chloride	0.50	U *	0.50	0.50
75-65-0	tert-Butyl alcohol	5.0	U *	5.0	5.0
1634-04-4	Methyl tert-butyl ether	0.20	U	0.20	0.20
156-60-5	trans-1,2-Dichloroethene	0.20	U	0.20	0.20
110-54-3	n-Hexane	0.20	U	0.20	0.20
75-34-3	1,1-Dichloroethane	0.20	U	0.20	0.20
108-05-4	Vinyl acetate	5.0	U *	5.0	5.0
141-78-6	Ethyl acetate	5.0	U	5.0	5.0
78-93-3	Methyl Ethyl Ketone	0.50	U	0.50	0.50
156-59-2	cis-1,2-Dichloroethene	0.20	U	0.20	0.20
540-59-0	1,2-Dichloroethene, Total	0.40	U	0.40	0.40
67-66-3	Chloroform	0.20	U	0.20	0.20
109-99-9	Tetrahydrofuran	5.0	U	5.0	5.0
71-55-6	1,1,1-Trichloroethane	0.20	U	0.20	0.20
110-82-7	Cyclohexane	0.20	U	0.20	0.20
56-23-5	Carbon tetrachloride	0.20	U	0.20	0.20
540-84-1	2,2,4-Trimethylpentane	0.20	U	0.20	0.20

FORM I  
AIR - GC/MS VOA ORGANICS ANALYSIS DATA SHEET

Lab Name: TestAmerica Burlington Job No.: 200-42512-1  
 SDG No.: \_\_\_\_\_  
 Client Sample ID: 4952 Lab Sample ID: 200-42512-12  
 Matrix: Air Lab File ID: 29503\_05.D  
 Analysis Method: TO-15 Date Collected: 03/07/2018 00:00  
 Sample wt/vol: 200 (mL) Date Analyzed: 03/08/2018 14:07  
 Soil Aliquot Vol: \_\_\_\_\_ Dilution Factor: 1  
 Soil Extract Vol.: \_\_\_\_\_ GC Column: RTX-624 ID: 0.32 (mm)  
 % Moisture: \_\_\_\_\_ Level: (low/med) Low  
 Analysis Batch No.: 127174 Units: ppb v/v

CAS NO.	COMPOUND NAME	RESULT	Q	RL	RL
71-43-2	Benzene	0.20	U	0.20	0.20
107-06-2	1,2-Dichloroethane	0.20	U *	0.20	0.20
142-82-5	n-Heptane	0.20	U	0.20	0.20
79-01-6	Trichloroethene	0.20	U	0.20	0.20
80-62-6	Methyl methacrylate	0.50	U	0.50	0.50
78-87-5	1,2-Dichloropropane	0.20	U	0.20	0.20
123-91-1	1,4-Dioxane	5.0	U	5.0	5.0
75-27-4	Bromodichloromethane	0.20	U	0.20	0.20
10061-01-5	cis-1,3-Dichloropropene	0.20	U	0.20	0.20
108-10-1	methyl isobutyl ketone	0.50	U *	0.50	0.50
108-88-3	Toluene	0.20	U	0.20	0.20
10061-02-6	trans-1,3-Dichloropropene	0.20	U	0.20	0.20
79-00-5	1,1,2-Trichloroethane	0.20	U	0.20	0.20
127-18-4	Tetrachloroethene	0.20	U	0.20	0.20
591-78-6	Methyl Butyl Ketone (2-Hexanone)	0.50	U *	0.50	0.50
124-48-1	Dibromochloromethane	0.20	U	0.20	0.20
106-93-4	1,2-Dibromoethane	0.20	U	0.20	0.20
108-90-7	Chlorobenzene	0.20	U	0.20	0.20
100-41-4	Ethylbenzene	0.20	U	0.20	0.20
179601-23-1	m,p-Xylene	0.50	U	0.50	0.50
95-47-6	Xylene, o-	0.20	U	0.20	0.20
1330-20-7	Xylene (total)	0.70	U	0.70	0.70
100-42-5	Styrene	0.20	U	0.20	0.20
75-25-2	Bromoform	0.20	U	0.20	0.20
98-82-8	Cumene	0.20	U	0.20	0.20
79-34-5	1,1,2,2-Tetrachloroethane	0.20	U	0.20	0.20
103-65-1	n-Propylbenzene	0.20	U	0.20	0.20
622-96-8	4-Ethyltoluene	0.20	U	0.20	0.20
108-67-8	1,3,5-Trimethylbenzene	0.20	U	0.20	0.20
95-49-8	2-Chlorotoluene	0.20	U	0.20	0.20
98-06-6	tert-Butylbenzene	0.20	U	0.20	0.20
95-63-6	1,2,4-Trimethylbenzene	0.20	U	0.20	0.20
135-98-8	sec-Butylbenzene	0.20	U	0.20	0.20
99-87-6	4-Isopropyltoluene	0.20	U	0.20	0.20
541-73-1	1,3-Dichlorobenzene	0.20	U	0.20	0.20
106-46-7	1,4-Dichlorobenzene	0.20	U	0.20	0.20

FORM I  
AIR - GC/MS VOA ORGANICS ANALYSIS DATA SHEET

Lab Name: TestAmerica Burlington Job No.: 200-42512-1  
 SDG No.: \_\_\_\_\_  
 Client Sample ID: 4952 Lab Sample ID: 200-42512-12  
 Matrix: Air Lab File ID: 29503\_05.D  
 Analysis Method: TO-15 Date Collected: 03/07/2018 00:00  
 Sample wt/vol: 200 (mL) Date Analyzed: 03/08/2018 14:07  
 Soil Aliquot Vol: \_\_\_\_\_ Dilution Factor: 1  
 Soil Extract Vol.: \_\_\_\_\_ GC Column: RTX-624 ID: 0.32 (mm)  
 % Moisture: \_\_\_\_\_ Level: (low/med) Low  
 Analysis Batch No.: 127174 Units: ppb v/v

CAS NO.	COMPOUND NAME	RESULT	Q	RL	RL
100-44-7	Benzyl chloride	0.20	U	0.20	0.20
104-51-8	n-Butylbenzene	0.20	U	0.20	0.20
95-50-1	1,2-Dichlorobenzene	0.20	U	0.20	0.20
120-82-1	1,2,4-Trichlorobenzene	0.50	U	0.50	0.50
87-68-3	Hexachlorobutadiene	0.20	U	0.20	0.20
91-20-3	Naphthalene	0.50	U	0.50	0.50

TestAmerica Burlington  
Target Compound Quantitation Report

Data File: \\ChromNA\Burlington\ChromData\CHC.i\20180308-29503.b\29503\_05.D  
 Lims ID: 200-42512-A-12  
 Client ID: 4952  
 Sample Type: Client  
 Inject. Date: 08-Mar-2018 14:07:30 ALS Bottle#: 5 Worklist Smp#: 5  
 Purge Vol: 200.000 mL Dil. Factor: 1.0000  
 Sample Info: 200-0029503-005  
 Operator ID: pad Instrument ID: CHC.i  
 Method: \\ChromNA\Burlington\ChromData\CHC.i\20180308-29503.b\TO15\_MasterMethod\_(v1)\_CHC.i.m  
 Limit Group: AI\_TO15\_ICAL  
 Last Update: 09-Mar-2018 13:39:58 Calib Date: 26-Jan-2018 01:35:30  
 Integrator: RTE ID Type: Deconvolution ID  
 Quant Method: Internal Standard Quant By: Initial Calibration  
 Last ICal File: \\ChromNA\Burlington\ChromData\CHC.i\20180125-28916.b\28916\_12.D  
 Column 1 : RTX-624 (0.32 mm) Det: MS SCAN  
 Process Host: XAWRK012

First Level Reviewer: puangmaleek

Date: 09-Mar-2018 13:41:01

Compound	Sig	RT (min.)	Adj RT (min.)	Dlt RT (min.)	Q	Response	OnCol Amt ppb v/v	Flags
1 Propene	41		2.962				ND	
2 Dichlorodifluoromethane	85		3.031				ND	
3 Chlorodifluoromethane	51		3.079				ND	
4 1,2-Dichloro-1,1,2,2-tetra	85		3.293				ND	
5 Chloromethane	50		3.421				ND	
6 Butane	43		3.624				ND	
7 Vinyl chloride	62		3.666				ND	
8 Butadiene	54		3.741				ND	
10 Bromomethane	94		4.414				ND	
11 Chloroethane	64		4.654				ND	
13 Vinyl bromide	106		5.043				ND	
14 Trichlorofluoromethane	101		5.150				ND	
17 Ethanol	45		5.732				ND	
20 1,1,2-Trichloro-1,2,2-trif	101		6.244				ND	
21 1,1-Dichloroethene	96		6.276				ND	
22 Acetone	43		6.500				ND	
23 Carbon disulfide	76		6.655				ND	
24 Isopropyl alcohol	45		6.821				ND	
25 3-Chloro-1-propene	41		7.071				ND	
27 Methylene Chloride	49		7.370				ND	
28 2-Methyl-2-propanol	59		7.600				ND	
29 Methyl tert-butyl ether	73		7.776				ND	
31 trans-1,2-Dichloroethene	61		7.819				ND	
33 Hexane	57		8.219				ND	
34 1,1-Dichloroethane	63		8.688				ND	
35 Vinyl acetate	43		8.774				ND	
37 cis-1,2-Dichloroethene	96		9.809				ND	
38 2-Butanone (MEK)	72		9.847				ND	
39 Ethyl acetate	88		9.911				ND	
S 30 1,2-Dichloroethene, Total	61		10.200				ND	
41 Tetrahydrofuran	42		10.273				ND	
* 40 Chlorobromomethane	128	10.274	10.273	0.001	90	218355	10.0	



Compound	Sig	RT (min.)	Adj RT (min.)	Dlt RT (min.)	Q	Response	OnCol Amt ppb v/v	Flags
42 Chloroform	83		10.418				ND	
43 Cyclohexane	84		10.663				ND	
44 1,1,1-Trichloroethane	97		10.684				ND	
45 Carbon tetrachloride	117		10.941				ND	
46 Isooctane	57		11.394				ND	
47 Benzene	78		11.400				ND	
48 1,2-Dichloroethane	62		11.581				ND	
49 n-Heptane	43		11.795				ND	
* 50 1,4-Difluorobenzene	114	12.259	12.259	0.000	98	1176933	10.0	
53 Trichloroethene	95		12.734				ND	
54 1,2-Dichloropropane	63		13.278				ND	
55 Methyl methacrylate	69		13.470				ND	
56 1,4-Dioxane	88		13.513				ND	
57 Dibromomethane	174		13.540				ND	
58 Dichlorobromomethane	83		13.855				ND	
60 cis-1,3-Dichloropropene	75		14.805				ND	
61 4-Methyl-2-pentanone (MIBK)	43		15.082				ND	
65 Toluene	92		15.397				ND	
66 trans-1,3-Dichloropropene	75		16.005				ND	
67 1,1,2-Trichloroethane	83		16.374				ND	
68 Tetrachloroethene	166		16.491				ND	
69 2-Hexanone	43		16.817				ND	
71 Chlorodibromomethane	129		17.137				ND	
72 Ethylene Dibromide	107		17.393				ND	
* 74 Chlorobenzene-d5	117	18.300	18.300	0.000	96	1176070	10.0	
75 Chlorobenzene	112		18.359				ND	
76 Ethylbenzene	91		18.519				ND	U
78 m-Xylene & p-Xylene	106		18.770				ND	
79 o-Xylene	106		19.608				ND	
80 Styrene	104		19.656				ND	
81 Bromoform	173		20.088				ND	
S 73 Xylenes, Total	106		20.100				ND	
82 Isopropylbenzene	105		20.312				ND	
84 1,1,2,2-Tetrachloroethane	83		20.979				ND	
85 N-Propylbenzene	91		21.054				ND	
88 4-Ethyltoluene	105		21.246				ND	
89 2-Chlorotoluene	91		21.252				ND	
90 1,3,5-Trimethylbenzene	105		21.353				ND	
92 tert-Butylbenzene	119		21.849				ND	
93 1,2,4-Trimethylbenzene	105		21.945				ND	
94 sec-Butylbenzene	105		22.180				ND	
95 4-Isopropyltoluene	119		22.383				ND	
96 1,3-Dichlorobenzene	146		22.410				ND	
97 1,4-Dichlorobenzene	146		22.548				ND	
98 Benzyl chloride	91		22.741				ND	
100 n-Butylbenzene	91		22.954				ND	
101 1,2-Dichlorobenzene	146		23.071				ND	
103 1,2,4-Trichlorobenzene	180		25.494				ND	
104 Hexachlorobutadiene	225		25.681				ND	
105 Naphthalene	128		25.948				ND	

[QC Flag Legend](#)

Review Flags

U - Marked Undetected

[Reagents:](#)

ATTO15CISs\_00010

Amount Added: 20.00

Units: mL

Run Reagent

- 1
- 2
- 3
- 4
- 5
- 6
- 7
- 8
- 9
- 10
- 11
- 12
- 13
- 14
- 15

TestAmerica Burlington

Data File: \\ChromNA\Burlington\ChromData\CHC.i\20180308-29503.b\29503\_05.D

Injection Date: 08-Mar-2018 14:07:30

Instrument ID: CHC.i

Operator ID: pad

Lims ID: 200-42512-A-12

Lab Sample ID: 200-42512-12

Worklist Smp#: 5

Client ID: 4952

Purge Vol: 200.000 mL

Dil. Factor: 1.0000

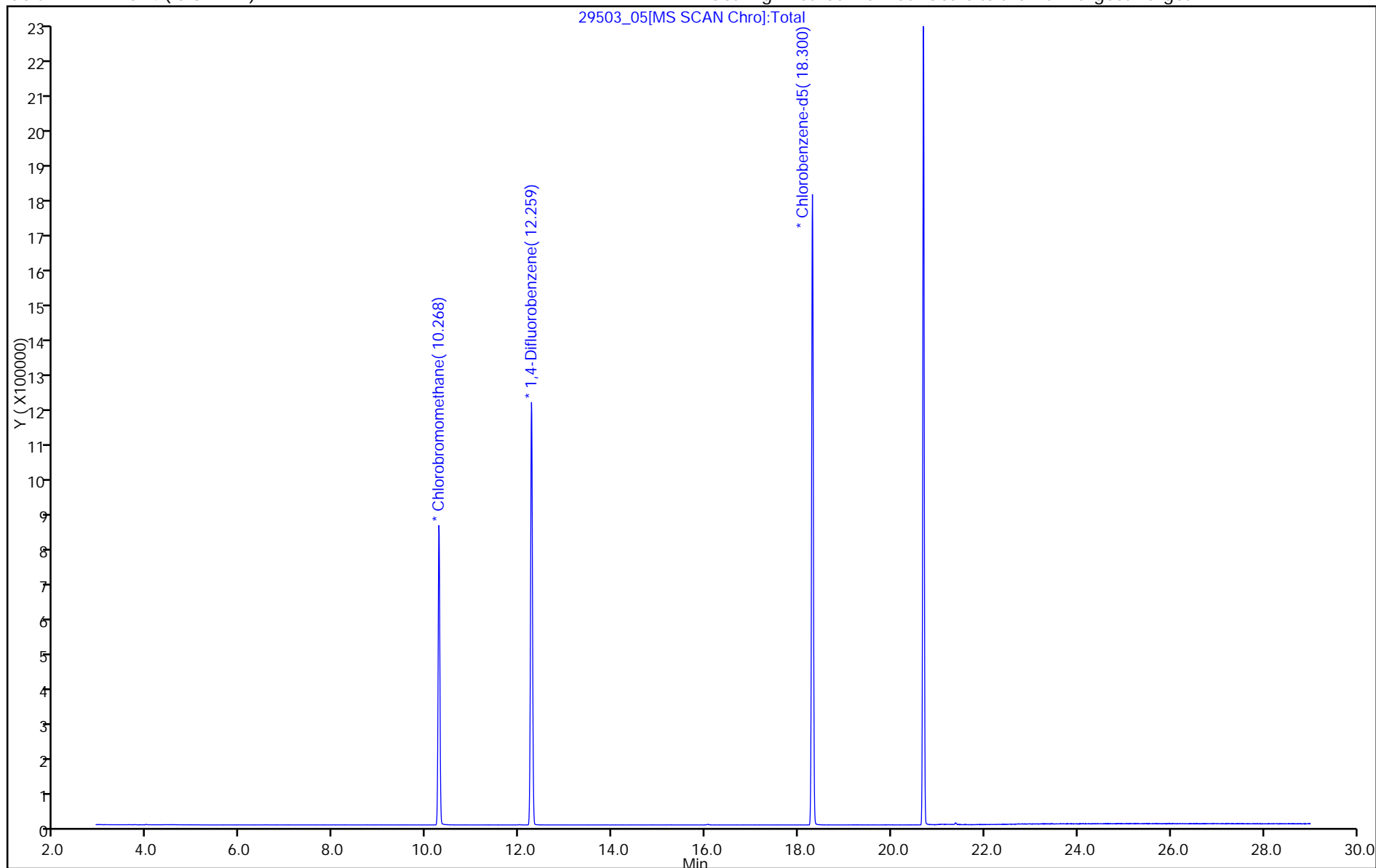
ALS Bottle#: 5

Method: TO15\_MasterMethod\_(v1)\_CHC.i

Limit Group: AI\_TO15\_ICAL

Column: RTX-624 (0.32 mm)

Y Scaling: Method Defined: Scale to the Nth Largest Target: 1

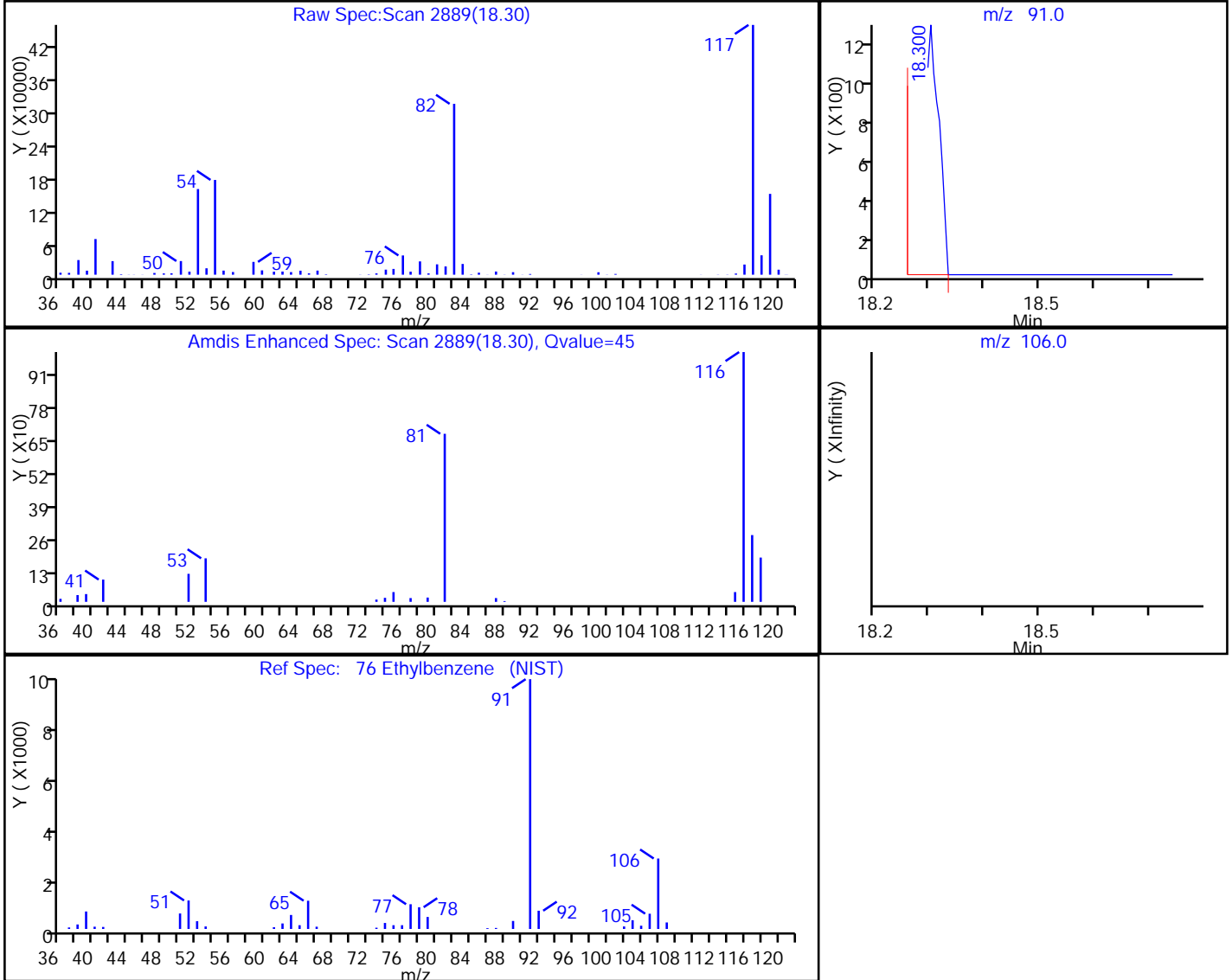


TestAmerica Burlington

Data File: \\ChromNA\Burlington\ChromData\CHC.i\20180308-29503.b\29503\_05.D  
 Injection Date: 08-Mar-2018 14:07:30 Instrument ID: CHC.i  
 Lims ID: 200-42512-A-12 Lab Sample ID: 200-42512-12  
 Client ID: 4952  
 Operator ID: pad ALS Bottle#: 5 Worklist Smp#: 5  
 Purge Vol: 200.000 mL Dil. Factor: 1.0000  
 Method: TO15\_MasterMethod\_(v1)\_CHC.i Limit Group: AI\_TO15\_ICAL  
 Column: RTX-624 (0.32 mm) Detector: MS SCAN

76 Ethylbenzene, CAS: 100-41-4

Processing Results



RT	Mass	Response	Amount
18.30	91.00	2755	0.030391
18.52	106.00	0	

Reviewer: puangmaleek, 09-Mar-2018 13:41:01

Audit Action: Marked Compound Undetected

Audit Reason: Invalid Compound ID

FORM I  
AIR - GC/MS VOA ORGANICS ANALYSIS DATA SHEET

Lab Name: TestAmerica Burlington Job No.: 200-42552-1  
 SDG No.: \_\_\_\_\_  
 Client Sample ID: 5456 Lab Sample ID: 200-42552-1  
 Matrix: Air Lab File ID: 29530-06.D  
 Analysis Method: TO-15 Date Collected: 03/09/2018 00:00  
 Sample wt/vol: 1000 (mL) Date Analyzed: 03/11/2018 17:55  
 Soil Aliquot Vol: \_\_\_\_\_ Dilution Factor: 0.2  
 Soil Extract Vol.: \_\_\_\_\_ GC Column: RTX-624 ID: 0.32 (mm)  
 % Moisture: \_\_\_\_\_ Level: (low/med) Low  
 Analysis Batch No.: 127258 Units: ppb v/v

CAS NO.	COMPOUND NAME	RESULT	Q	RL	RL
115-07-1	Propylene	1.0	U	1.0	1.0
75-71-8	Dichlorodifluoromethane	0.10	U	0.10	0.10
75-45-6	Freon 22	0.10	U	0.10	0.10
76-14-2	1,2-Dichlorotetrafluoroethane	0.040	U	0.040	0.040
74-87-3	Chloromethane	0.10	U	0.10	0.10
106-97-8	n-Butane	0.10	U	0.10	0.10
75-01-4	Vinyl chloride	0.040	U	0.040	0.040
106-99-0	1,3-Butadiene	0.040	U	0.040	0.040
74-83-9	Bromomethane	0.040	U	0.040	0.040
75-00-3	Chloroethane	0.10	U	0.10	0.10
593-60-2	Bromoethene (Vinyl Bromide)	0.040	U	0.040	0.040
75-69-4	Trichlorofluoromethane	0.040	U	0.040	0.040
64-17-5	Ethanol	1.0	U	1.0	1.0
76-13-1	Freon TF	0.040	U	0.040	0.040
75-35-4	1,1-Dichloroethene	0.040	U	0.040	0.040
67-64-1	Acetone	1.0	U	1.0	1.0
67-63-0	Isopropyl alcohol	1.0	U	1.0	1.0
75-15-0	Carbon disulfide	0.10	U	0.10	0.10
107-05-1	3-Chloropropene	0.10	U	0.10	0.10
75-09-2	Methylene Chloride	0.10	U	0.10	0.10
75-65-0	tert-Butyl alcohol	1.0	U	1.0	1.0
1634-04-4	Methyl tert-butyl ether	0.040	U	0.040	0.040
156-60-5	trans-1,2-Dichloroethene	0.040	U	0.040	0.040
110-54-3	n-Hexane	0.040	U	0.040	0.040
75-34-3	1,1-Dichloroethane	0.040	U	0.040	0.040
108-05-4	Vinyl acetate	1.0	U	1.0	1.0
141-78-6	Ethyl acetate	1.0	U	1.0	1.0
78-93-3	Methyl Ethyl Ketone	0.10	U	0.10	0.10
156-59-2	cis-1,2-Dichloroethene	0.040	U	0.040	0.040
540-59-0	1,2-Dichloroethene, Total	0.080	U	0.080	0.080
67-66-3	Chloroform	0.040	U	0.040	0.040
109-99-9	Tetrahydrofuran	1.0	U	1.0	1.0
71-55-6	1,1,1-Trichloroethane	0.040	U	0.040	0.040
110-82-7	Cyclohexane	0.040	U	0.040	0.040
56-23-5	Carbon tetrachloride	0.040	U	0.040	0.040
540-84-1	2,2,4-Trimethylpentane	0.040	U	0.040	0.040

FORM I  
AIR - GC/MS VOA ORGANICS ANALYSIS DATA SHEET

Lab Name: TestAmerica Burlington Job No.: 200-42552-1  
 SDG No.: \_\_\_\_\_  
 Client Sample ID: 5456 Lab Sample ID: 200-42552-1  
 Matrix: Air Lab File ID: 29530-06.D  
 Analysis Method: TO-15 Date Collected: 03/09/2018 00:00  
 Sample wt/vol: 1000 (mL) Date Analyzed: 03/11/2018 17:55  
 Soil Aliquot Vol: \_\_\_\_\_ Dilution Factor: 0.2  
 Soil Extract Vol.: \_\_\_\_\_ GC Column: RTX-624 ID: 0.32 (mm)  
 % Moisture: \_\_\_\_\_ Level: (low/med) Low  
 Analysis Batch No.: 127258 Units: ppb v/v

CAS NO.	COMPOUND NAME	RESULT	Q	RL	RL
71-43-2	Benzene	0.040	U	0.040	0.040
107-06-2	1,2-Dichloroethane	0.040	U	0.040	0.040
142-82-5	n-Heptane	0.040	U	0.040	0.040
79-01-6	Trichloroethene	0.040	U	0.040	0.040
80-62-6	Methyl methacrylate	0.10	U	0.10	0.10
78-87-5	1,2-Dichloropropane	0.040	U	0.040	0.040
123-91-1	1,4-Dioxane	1.0	U	1.0	1.0
75-27-4	Bromodichloromethane	0.040	U	0.040	0.040
10061-01-5	cis-1,3-Dichloropropene	0.040	U	0.040	0.040
108-10-1	methyl isobutyl ketone	0.10	U	0.10	0.10
108-88-3	Toluene	0.040	U	0.040	0.040
10061-02-6	trans-1,3-Dichloropropene	0.040	U	0.040	0.040
79-00-5	1,1,2-Trichloroethane	0.040	U	0.040	0.040
127-18-4	Tetrachloroethene	0.040	U	0.040	0.040
591-78-6	Methyl Butyl Ketone (2-Hexanone)	0.10	U	0.10	0.10
124-48-1	Dibromochloromethane	0.040	U	0.040	0.040
106-93-4	1,2-Dibromoethane	0.040	U	0.040	0.040
108-90-7	Chlorobenzene	0.040	U	0.040	0.040
100-41-4	Ethylbenzene	0.040	U	0.040	0.040
179601-23-1	m,p-Xylene	0.10	U	0.10	0.10
95-47-6	Xylene, o-	0.040	U	0.040	0.040
1330-20-7	Xylene (total)	0.14	U	0.14	0.14
100-42-5	Styrene	0.040	U	0.040	0.040
75-25-2	Bromoform	0.040	U	0.040	0.040
98-82-8	Cumene	0.040	U	0.040	0.040
79-34-5	1,1,2,2-Tetrachloroethane	0.040	U	0.040	0.040
103-65-1	n-Propylbenzene	0.040	U	0.040	0.040
622-96-8	4-Ethyltoluene	0.040	U	0.040	0.040
108-67-8	1,3,5-Trimethylbenzene	0.040	U	0.040	0.040
95-49-8	2-Chlorotoluene	0.040	U	0.040	0.040
98-06-6	tert-Butylbenzene	0.040	U	0.040	0.040
95-63-6	1,2,4-Trimethylbenzene	0.040	U	0.040	0.040
135-98-8	sec-Butylbenzene	0.040	U	0.040	0.040
99-87-6	4-Isopropyltoluene	0.040	U	0.040	0.040
541-73-1	1,3-Dichlorobenzene	0.040	U	0.040	0.040
106-46-7	1,4-Dichlorobenzene	0.040	U	0.040	0.040

FORM I  
AIR - GC/MS VOA ORGANICS ANALYSIS DATA SHEET

Lab Name: TestAmerica Burlington Job No.: 200-42552-1  
 SDG No.: \_\_\_\_\_  
 Client Sample ID: 5456 Lab Sample ID: 200-42552-1  
 Matrix: Air Lab File ID: 29530-06.D  
 Analysis Method: TO-15 Date Collected: 03/09/2018 00:00  
 Sample wt/vol: 1000 (mL) Date Analyzed: 03/11/2018 17:55  
 Soil Aliquot Vol: \_\_\_\_\_ Dilution Factor: 0.2  
 Soil Extract Vol.: \_\_\_\_\_ GC Column: RTX-624 ID: 0.32 (mm)  
 % Moisture: \_\_\_\_\_ Level: (low/med) Low  
 Analysis Batch No.: 127258 Units: ppb v/v

CAS NO.	COMPOUND NAME	RESULT	Q	RL	RL
100-44-7	Benzyl chloride	0.040	U	0.040	0.040
104-51-8	n-Butylbenzene	0.040	U	0.040	0.040
95-50-1	1,2-Dichlorobenzene	0.040	U	0.040	0.040
120-82-1	1,2,4-Trichlorobenzene	0.10	U	0.10	0.10
87-68-3	Hexachlorobutadiene	0.040	U	0.040	0.040
91-20-3	Naphthalene	0.10	U	0.10	0.10

TestAmerica Burlington  
Target Compound Quantitation Report

Data File: \\ChromNA\Burlington\ChromData\CHB.i\20180311-29530.b\29530-06.D  
 Lims ID: 200-42552-A-1  
 Client ID: 5456  
 Sample Type: Client  
 Inject. Date: 11-Mar-2018 17:55:30 ALS Bottle#: 6 Worklist Smp#: 6  
 Purge Vol: 200.000 mL Dil. Factor: 0.2000  
 Sample Info: 200-0029530-006  
 Operator ID: ert Instrument ID: CHB.i  
 Method: \\ChromNA\Burlington\ChromData\CHB.i\20180311-29530.b\TO15\_LLNJ\_TO3.m  
 Limit Group: AI\_TO15\_ICAL  
 Last Update: 21-Mar-2018 16:04:29 Calib Date: 13-Feb-2018 10:27:30  
 Integrator: RTE ID Type: Deconvolution ID  
 Quant Method: Internal/External Standard Quant By: Initial Calibration  
 Last ICal File: \\ChromNA\Burlington\ChromData\CHB.i\20180212-29154.b\29154-20.D  
 Column 1 : RTX-624 ( 0.32 mm) Det: MS SCAN  
 Process Host: XAWRK055

First Level Reviewer: bunmaa

Date: 12-Mar-2018 12:44:39

Compound	Sig	RT (min.)	Adj RT (min.)	Dlt RT (min.)	Q	Response	OnCol Amt ppb v/v	Flags
1 Propene	41		3.134				ND	
2 Dichlorodifluoromethane	85		3.193				ND	
3 Chlorodifluoromethane	51		3.225				ND	
4 1,2-Dichloro-1,1,2,2-tetra	85		3.412				ND	
5 Chloromethane	50		3.535				ND	
6 Butane	43		3.711				ND	Ua
7 Vinyl chloride	62		3.743				ND	
8 Butadiene	54		3.812				ND	
10 Bromomethane	94		4.474				ND	
11 Chloroethane	64		4.704				ND	
12 2-Methylbutane	43		4.784				ND	
13 Vinyl bromide	106		5.109				ND	
14 Trichlorofluoromethane	101		5.211				ND	
15 Pentane	43		5.349				ND	Ua
16 Ethanol	45		5.664				ND	
17 Ethyl ether	59		5.819				ND	
18 Acrolein	56		6.182				ND	
19 1,1,2-Trichloro-1,2,2-trif	101		6.241				ND	
20 1,1-Dichloroethene	96		6.310				ND	
21 Acetone	43		6.454				ND	Ua
22 Isopropyl alcohol	45		6.673				ND	
23 Carbon disulfide	76		6.737				ND	MU
24 3-Chloro-1-propene	41		7.004				ND	
26 Acetonitrile	41		7.062				ND	
T 25 Methyl Acetate TIC	43		7.200				ND	
27 Methylene Chloride	49		7.265				ND	Ua
28 2-Methyl-2-propanol	59		7.372				ND	
29 Methyl tert-butyl ether	73		7.612				ND	
30 trans-1,2-Dichloroethene	61		7.676				ND	
31 Acrylonitrile	53		7.740				ND	
32 Hexane	57	8.002	8.007	-0.005	77	5704	0.0792	7a
33 1,1-Dichloroethane	63		8.413				ND	



Compound	Sig	RT (min.)	Adj RT (min.)	Dlt RT (min.)	Q	Response	OnCol Amt ppb v/v	Flags
34 Vinyl acetate	43		8.418				ND	
36 2-Butanone (MEK)	72		9.304				ND	
35 Ethyl acetate	88		9.315				ND	
37 cis-1,2-Dichloroethene	96		9.320				ND	
* 39 Chlorobromomethane	128	9.683	9.683	0.000	81	465786	10.0	
38 Tetrahydrofuran	42		9.699				ND	
40 Chloroform	83		9.758				ND	
S 41 1,2-Dichloroethene, Total	61		10.000				ND	
42 1,1,1-Trichloroethane	97		10.019				ND	
43 Cyclohexane	84		10.035				ND	
44 Carbon tetrachloride	117		10.227				ND	
45 Isooctane	57		10.510				ND	
46 Benzene	78	10.553	10.542	0.006	1	3977	0.0261	7a
47 1,2-Dichloroethane	62		10.649				ND	
48 n-Heptane	43		10.761				ND	
A 49 GRO	1	10.857	(4.774-16.940)		0	6397285	0	
* 50 1,4-Difluorobenzene	114	11.087	11.092	-0.005	93	2083695	10.0	
51 n-Butanol	56		11.273				ND	
53 Trichloroethene	95		11.460				ND	
T 52 Methyl cyclohexane TIC	55		11.500				ND	
54 1,2-Dichloropropane	63		11.828				ND	
55 Methyl methacrylate	69		11.866				ND	
56 1,4-Dioxane	88		11.956				ND	
57 Dibromomethane	174		12.015				ND	MUa
58 Dichlorobromomethane	83		12.186				ND	
A 59 TVOC as Toluene	1	12.474	(3.124-21.824)		0	6714575	0	
60 cis-1,3-Dichloropropene	75		12.816				ND	
61 4-Methyl-2-pentanone (MIBK)	43		12.960				ND	
63 n-Octane	43		13.232				ND	
64 Toluene	92	13.253	13.243	0.005	30	2450	0.0215	7M
66 trans-1,3-Dichloropropene	75		13.606				ND	
67 1,1,2-Trichloroethane	83		13.878				ND	
68 Tetrachloroethene	166		14.022				ND	
69 2-Hexanone	43		14.139				ND	
70 Chlorodibromomethane	129		14.433				ND	
71 Ethylene Dibromide	107		14.636				ND	
* 72 Chlorobenzene-d5	117	15.196	15.201	-0.005	83	1822221	10.0	
73 Chlorobenzene	112		15.239				ND	
74 Ethylbenzene	91	15.313	15.303	0.005	19	5867	0.0239	7a
75 n-Nonane	57		15.329				ND	
76 m-Xylene & p-Xylene	106		15.452				ND	
78 o-Xylene	106		15.964				ND	Ua
79 Styrene	104		15.991				ND	
S 77 Xylenes, Total	106		16.000				ND	
80 Bromoform	173		16.279				ND	
81 Isopropylbenzene	105		16.375				ND	
83 1,1,2,2-Tetrachloroethane	83		16.786				ND	
84 N-Propylbenzene	91		16.856				ND	
85 1,2,3-Trichloropropane	75		16.866				ND	U
86 n-Decane	57		16.930				ND	
87 4-Ethyltoluene	105		16.984				ND	
88 2-Chlorotoluene	91		17.026				ND	

Compound	Sig	RT (min.)	Adj RT (min.)	Dlt RT (min.)	Q	Response	OnCol Amt ppb v/v	Flags
89 1,3,5-Trimethylbenzene	105		17.048				ND	
90 Alpha Methyl Styrene	118		17.320				ND	
91 tert-Butylbenzene	119		17.427				ND	
92 1,2,4-Trimethylbenzene	105		17.496				ND	
93 sec-Butylbenzene	105		17.683				ND	
94 4-Isopropyltoluene	119		17.832				ND	
95 1,3-Dichlorobenzene	146		17.912				ND	MUa
96 1,4-Dichlorobenzene	146		18.024				ND	
97 Benzyl chloride	91		18.174				ND	
98 Undecane	57		18.307				ND	
99 n-Butylbenzene	91		18.339				ND	
100 1,2-Dichlorobenzene	146		18.505				ND	
T 101 1,2-Dibromo-3-Chloropropan	75		19.300				ND	
102 Dodecane	57		19.759				ND	
103 1,2,4-Trichlorobenzene	180		20.864				ND	
104 Hexachlorobutadiene	225		21.029				ND	
105 Naphthalene	128		21.344				ND	MU
106 1,2,3-Trichlorobenzene	180		21.814				ND	
T 107 Methyl acetylene TIC	1		0.000				ND	
T 108 1,1,1,2-Tetrachloroethane	1		0.000				ND	
T 117 Chlorotrifluoroethene TIC	1		0.000				ND	
T 118 Difluoroethane TIC	1		0.000				ND	
T 119 Freon 115 TIC	1		0.000				ND	
T 120 1,1,1-Trifluoro-2,2-dichlo	1		0.000				ND	
T 121 1,3-Dichloropropane TIC	1		0.000				ND	

**QC Flag Legend**

## Processing Flags

7 - Failed Limit of Detection

## Review Flags

M - Manually Integrated

U - Marked Undetected

a - User Assigned ID

**Reagents:**

ATTO15BISs\_00006

Amount Added: 20.00

Units: mL

Run Reagent

TestAmerica Burlington

Data File: \\ChromNA\Burlington\ChromData\CHB.i\20180311-29530.b\29530-06.D

Injection Date: 11-Mar-2018 17:55:30

Instrument ID: CHB.i

Operator ID: ert

Lims ID: 200-42552-A-1

Lab Sample ID: 200-42552-1

Worklist Smp#: 6

Client ID: 5456

Purge Vol: 200.000 mL

Dil. Factor: 0.2000

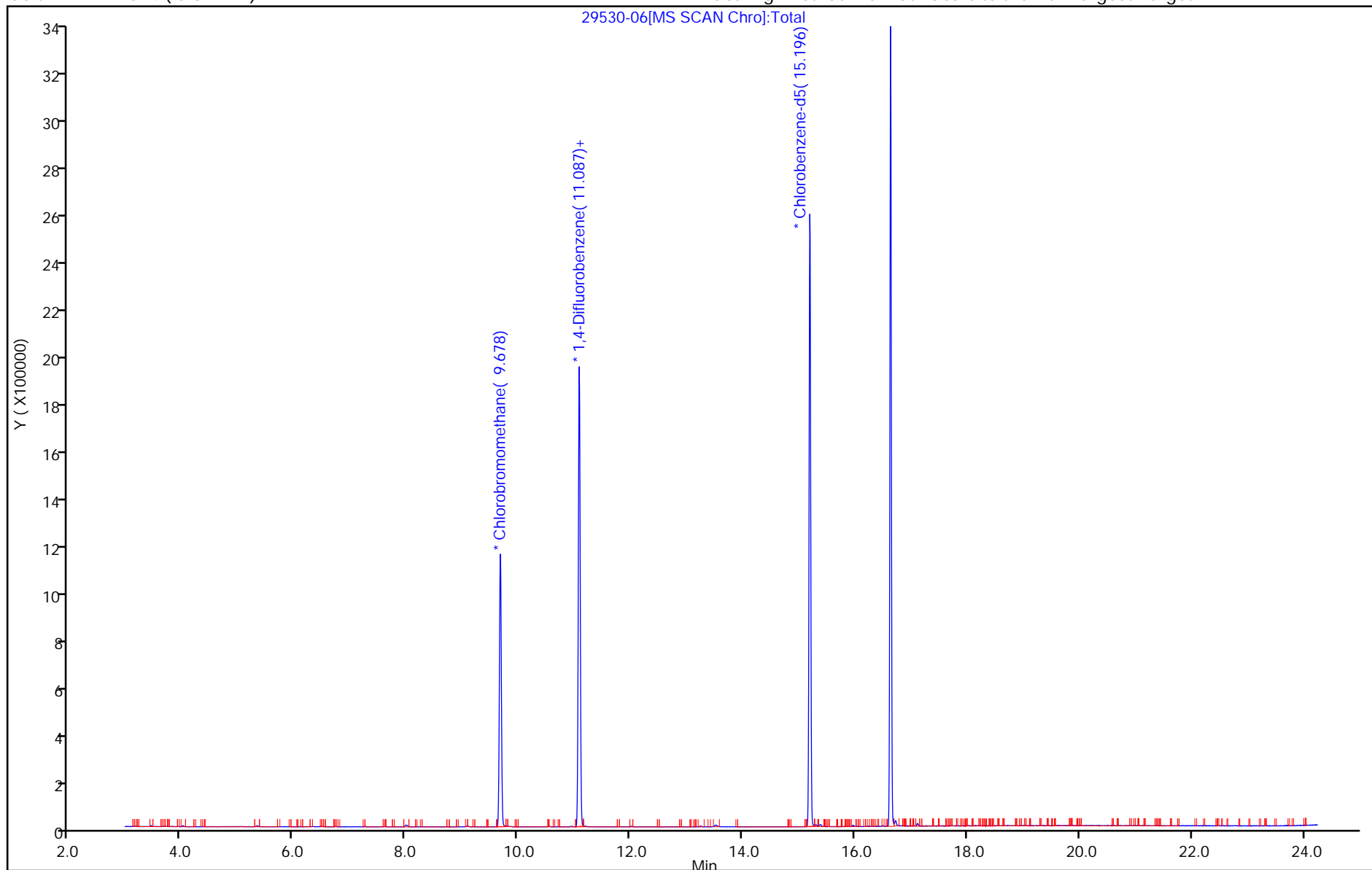
ALS Bottle#: 6

Method: TO15\_LLNJ\_TO3

Limit Group: AI\_TO15\_ICAL

Column: RTX-624 (0.32 mm)

Y Scaling: Method Defined: Scale to the Nth Largest Target: 1

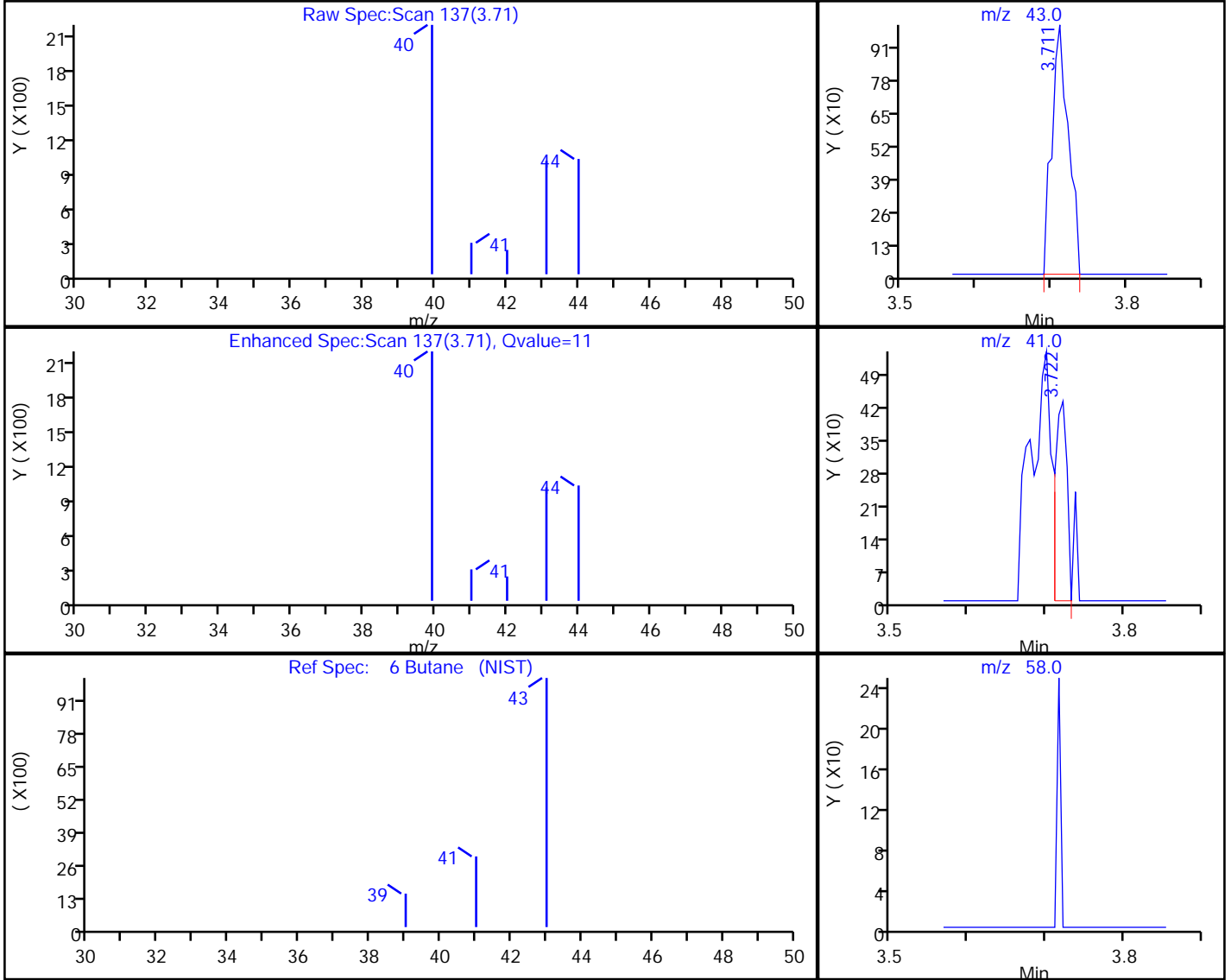


TestAmerica Burlington

Data File: \\ChromNA\Burlington\ChromData\CHB.i\20180311-29530.b\29530-06.D  
 Injection Date: 11-Mar-2018 17:55:30 Instrument ID: CHB.i  
 Lims ID: 200-42552-A-1 Lab Sample ID: 200-42552-1  
 Client ID: 5456  
 Operator ID: ert ALS Bottle#: 6 Worklist Smp#: 6  
 Purge Vol: 200.000 mL Dil. Factor: 0.2000  
 Method: TO15\_LLNJ\_TO3 Limit Group: AI\_TO15\_ICAL  
 Column: RTX-624 (0.32 mm) Detector: MS SCAN

6 Butane, CAS: 106-97-8

Processing Results



RT	Mass	Response	Amount
3.71	43.00	1529	0.037841
3.72	41.00	448	
3.72	58.00	0	

Reviewer: bunmaa, 12-Mar-2018 12:44:39  
 Audit Action: Marked Compound Undetected

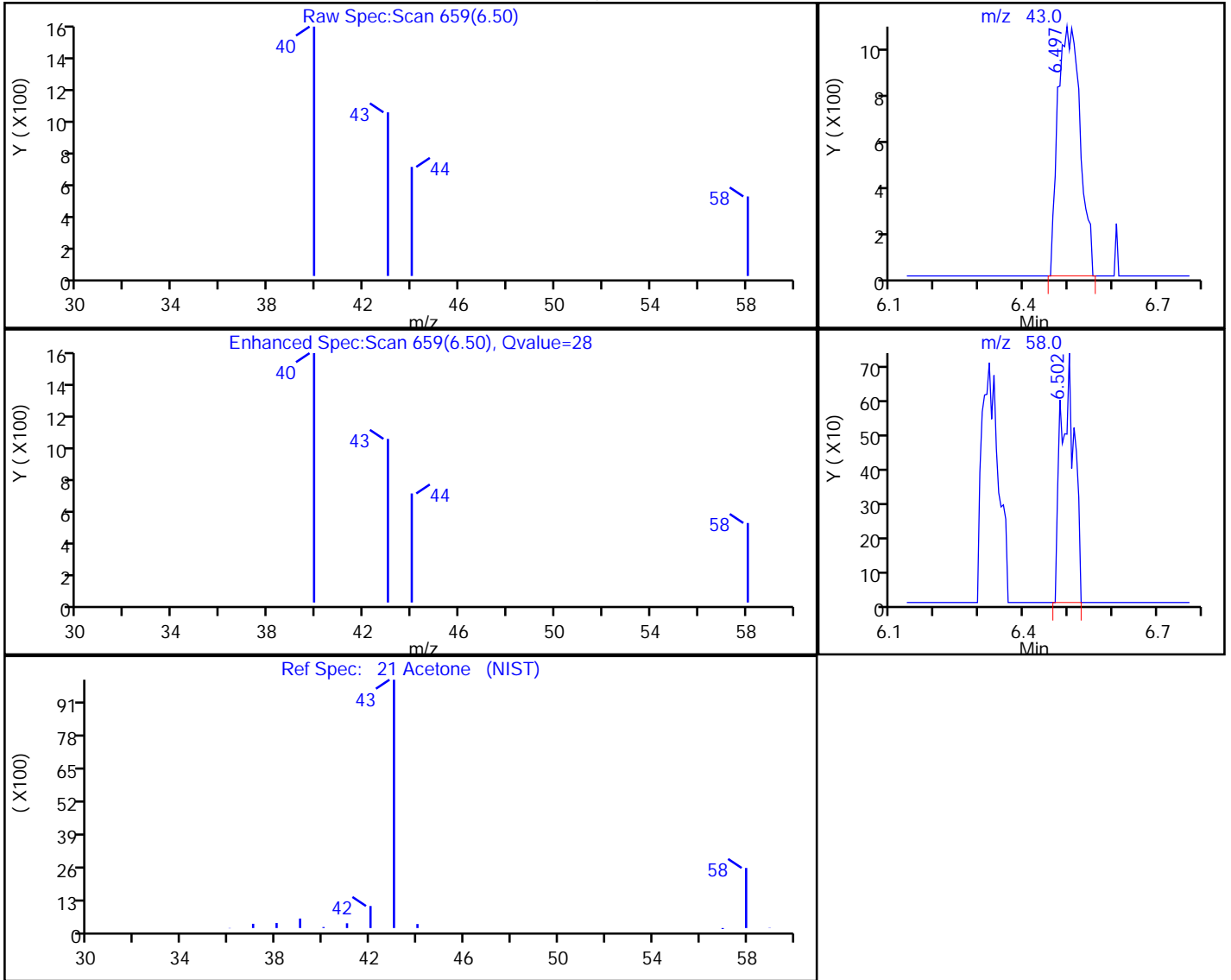
Audit Reason: Invalid Compound ID

TestAmerica Burlington

Data File: \\ChromNA\Burlington\ChromData\CHB.i\20180311-29530.b\29530-06.D  
Injection Date: 11-Mar-2018 17:55:30 Instrument ID: CHB.i  
Lims ID: 200-42552-A-1 Lab Sample ID: 200-42552-1  
Client ID: 5456  
Operator ID: ert ALS Bottle#: 6 Worklist Smp#: 6  
Purge Vol: 200.000 mL Dil. Factor: 0.2000  
Method: TO15\_LLNJ\_TO3 Limit Group: AI\_TO15\_ICAL  
Column: RTX-624 (0.32 mm) Detector: MS SCAN

21 Acetone, CAS: 67-64-1

Processing Results



RT	Mass	Response	Amount
6.50	43.00	3568	0.073992
6.50	58.00	1529	

Reviewer: bunmaa, 12-Mar-2018 12:44:39  
Audit Action: Marked Compound Undetected

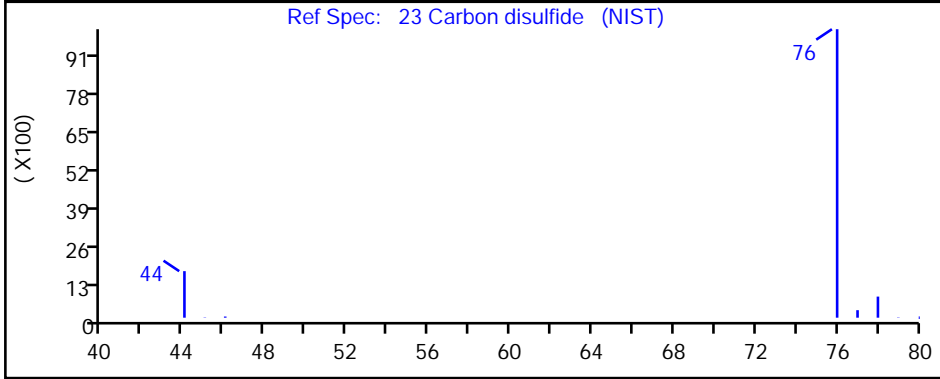
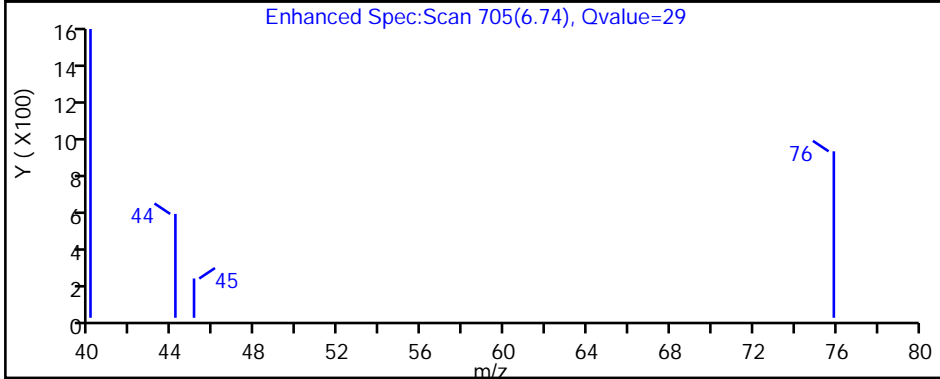
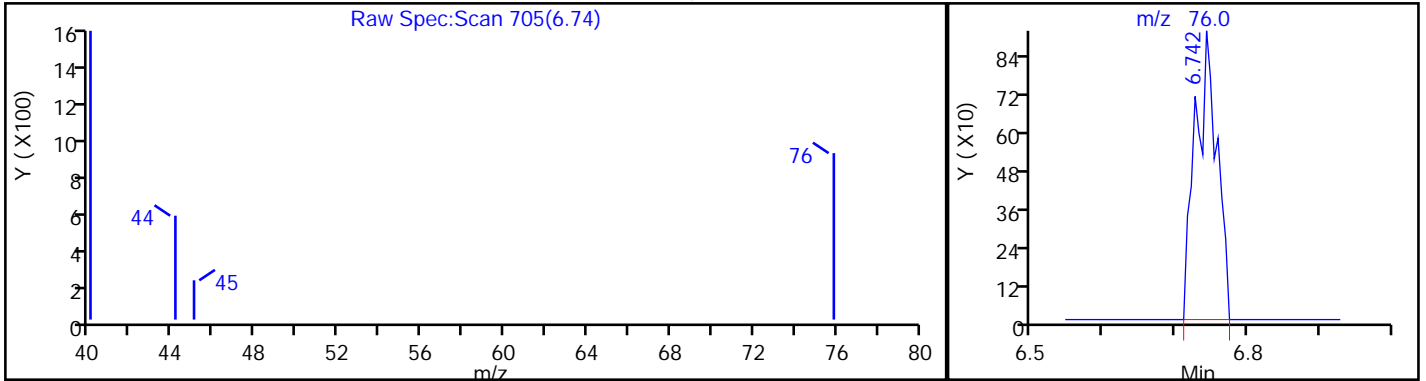
Audit Reason: Invalid Compound ID

TestAmerica Burlington

Data File: \\ChromNA\Burlington\ChromData\CHB.i\20180311-29530.b\29530-06.D  
Injection Date: 11-Mar-2018 17:55:30 Instrument ID: CHB.i  
Lims ID: 200-42552-A-1 Lab Sample ID: 200-42552-1  
Client ID: 5456  
Operator ID: ert ALS Bottle#: 6 Worklist Smp#: 6  
Purge Vol: 200.000 mL Dil. Factor: 0.2000  
Method: TO15\_LLNJ\_TO3 Limit Group: AI\_TO15\_ICAL  
Column: RTX-624 (0.32 mm) Detector: MS SCAN

23 Carbon disulfide, CAS: 75-15-0

Processing Results



RT	Mass	Response	Amount
6.74	76.00	1926	0.015519

Reviewer: bunmaa, 12-Mar-2018 12:44:39

Audit Action: Marked Compound Undetected

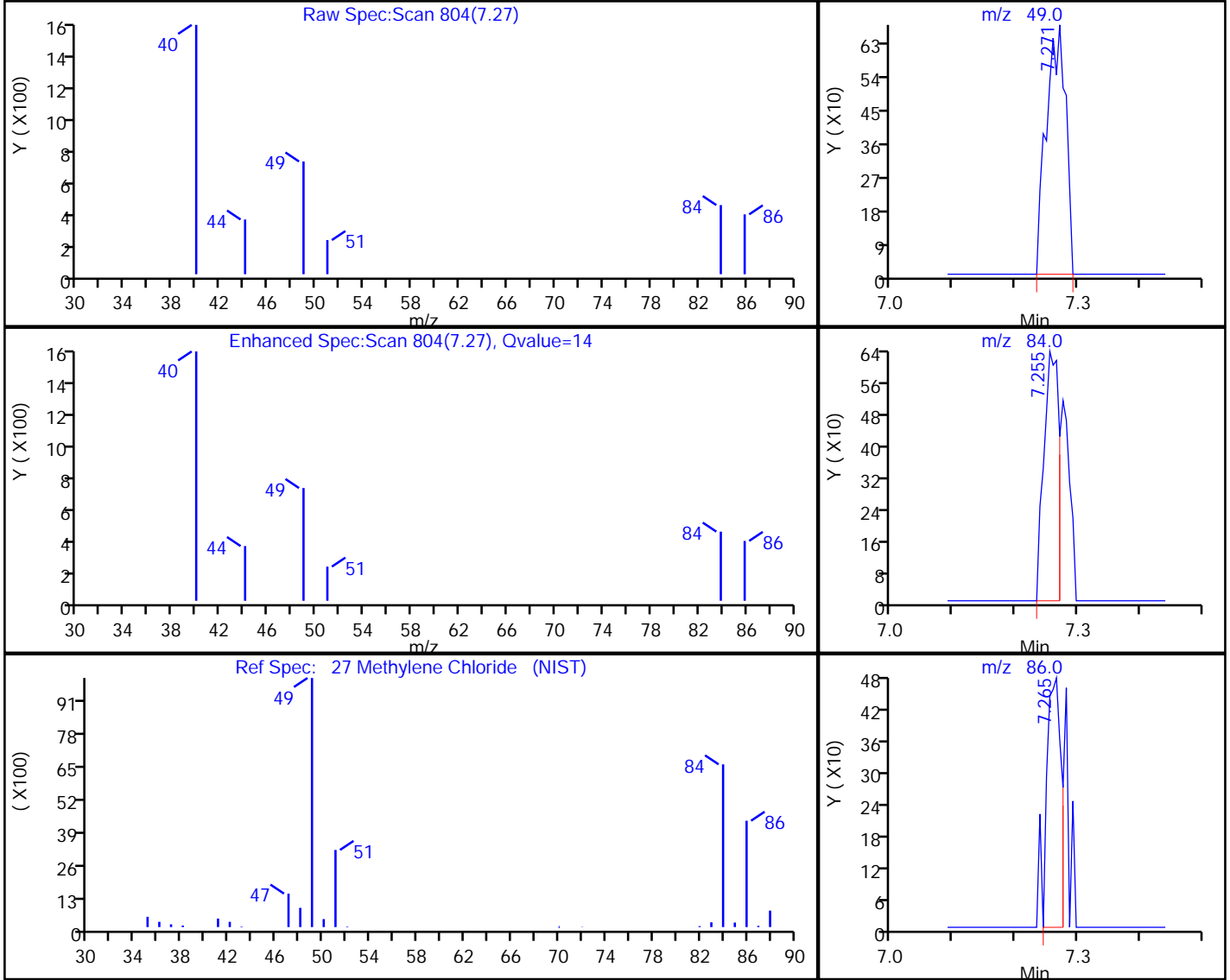
Audit Reason: Invalid Compound ID

TestAmerica Burlington

Data File: \\ChromNA\Burlington\ChromData\CHB.i\20180311-29530.b\29530-06.D  
 Injection Date: 11-Mar-2018 17:55:30 Instrument ID: CHB.i  
 Lims ID: 200-42552-A-1 Lab Sample ID: 200-42552-1  
 Client ID: 5456  
 Operator ID: ert ALS Bottle#: 6 Worklist Smp#: 6  
 Purge Vol: 200.000 mL Dil. Factor: 0.2000  
 Method: TO15\_LLNJ\_TO3 Limit Group: AI\_TO15\_ICAL  
 Column: RTX-624 (0.32 mm) Detector MS SCAN

27 Methylene Chloride, CAS: 75-09-2

Processing Results



RT	Mass	Response	Amount
7.27	49.00	1473	0.035781
7.25	84.00	1061	
7.27	86.00	738	

Reviewer: bunmaa, 12-Mar-2018 12:44:39

Audit Action: Marked Compound Undetected

Audit Reason: Invalid Compound ID

TestAmerica Burlington

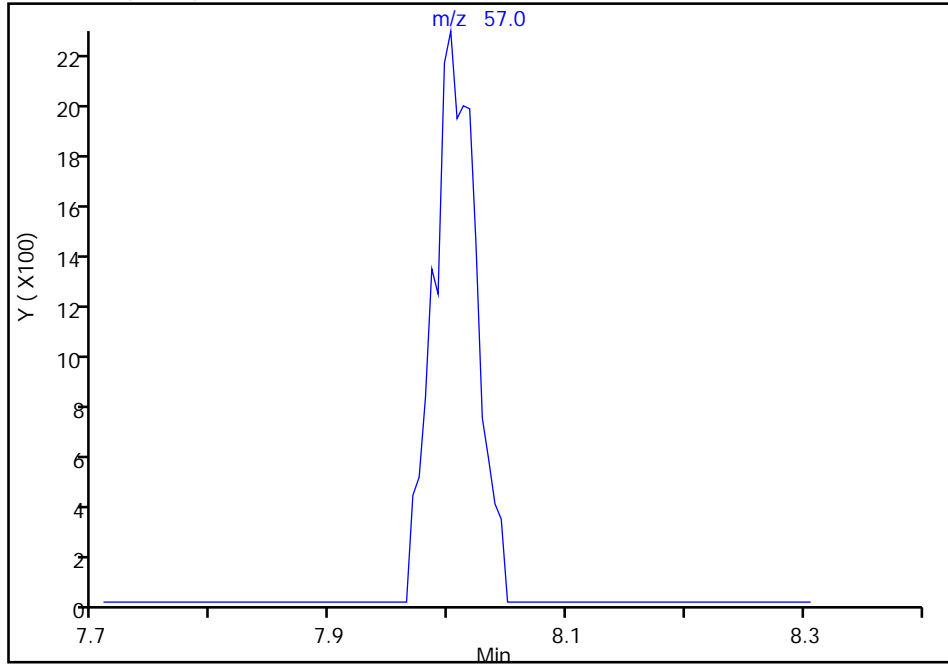
Data File:	\\ChromNA\Burlington\ChromData\CHB.i\20180311-29530.b\29530-06.D				
Injection Date:	11-Mar-2018 17:55:30	Instrument ID:	CHB.i		
Lims ID:	200-42552-A-1	Lab Sample ID:	200-42552-1		
Client ID:	5456				
Operator ID:	ert	ALS Bottle#:	6	Worklist Smp#:	6
Purge Vol:	200.000 mL	Dil. Factor:	0.2000		
Method:	TO15_LLNJ_TO3	Limit Group:	AI_TO15_ICAL		
Column:	RTX-624 (0.32 mm)	Detector:	MS SCAN		

32 Hexane, CAS: 110-54-3

Signal: 1

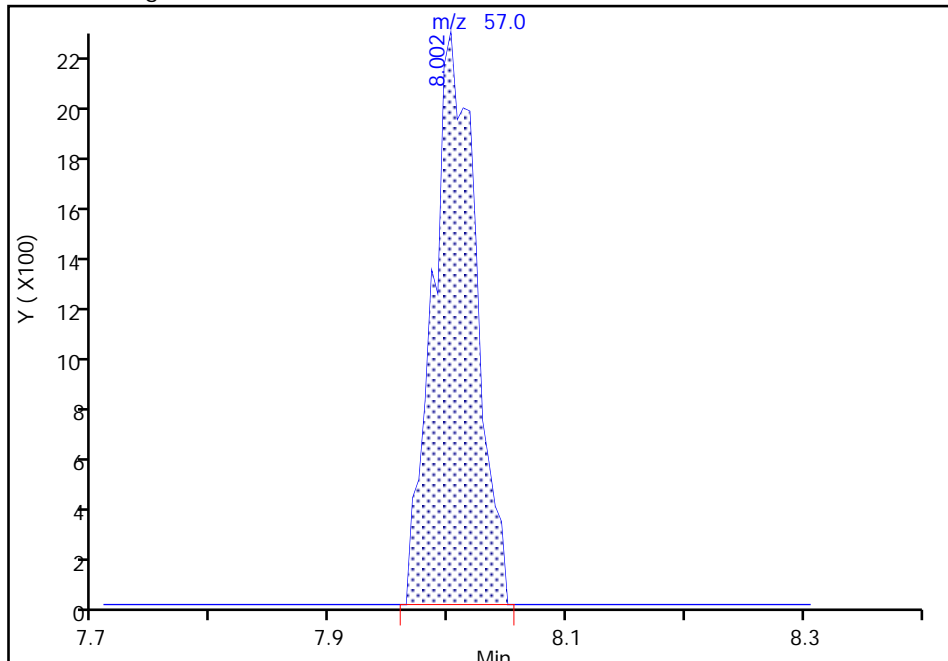
Not Detected  
Expected RT: 8.01

Processing Integration Results



Manual Integration Results

RT: 8.00  
Area: 5704  
Amount: 0.079196  
Amount Units: ppb v/v



Reviewer: bunmaa, 12-Mar-2018 12:42:03

Audit Action: Assigned Compound ID

Audit Reason: Assign Peak





TestAmerica Burlington

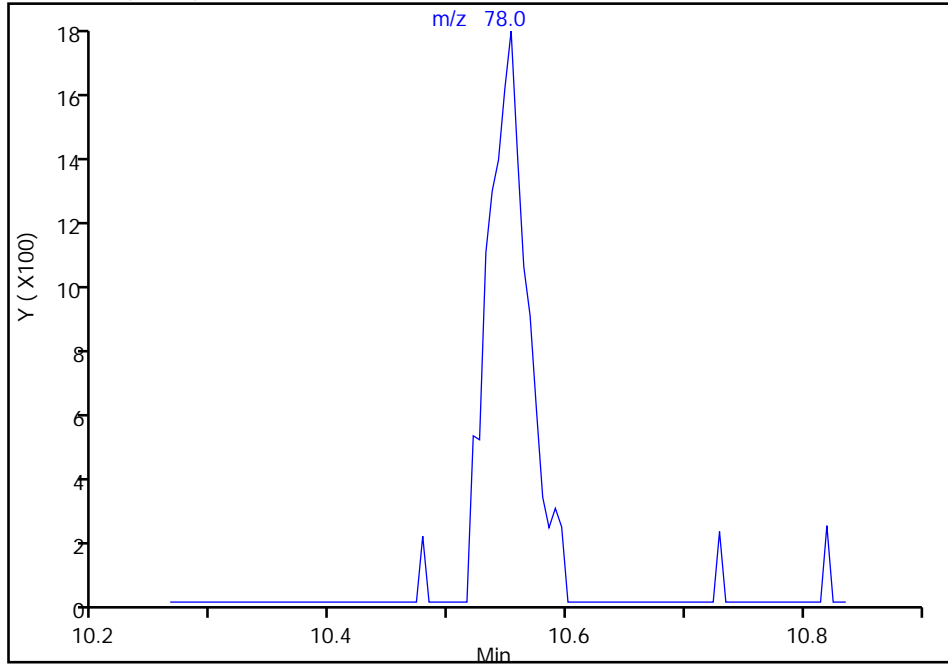
Data File: \\ChromNA\Burlington\ChromData\CHB.i\20180311-29530.b\29530-06.D  
Injection Date: 11-Mar-2018 17:55:30 Instrument ID: CHB.i  
Lims ID: 200-42552-A-1 Lab Sample ID: 200-42552-1  
Client ID: 5456  
Operator ID: ert ALS Bottle#: 6 Worklist Smp#: 6  
Purge Vol: 200.000 mL Dil. Factor: 0.2000  
Method: TO15\_LLNJ\_TO3 Limit Group: AI\_TO15\_ICAL  
Column: RTX-624 (0.32 mm) Detector: MS SCAN

46 Benzene, CAS: 71-43-2

Signal: 1

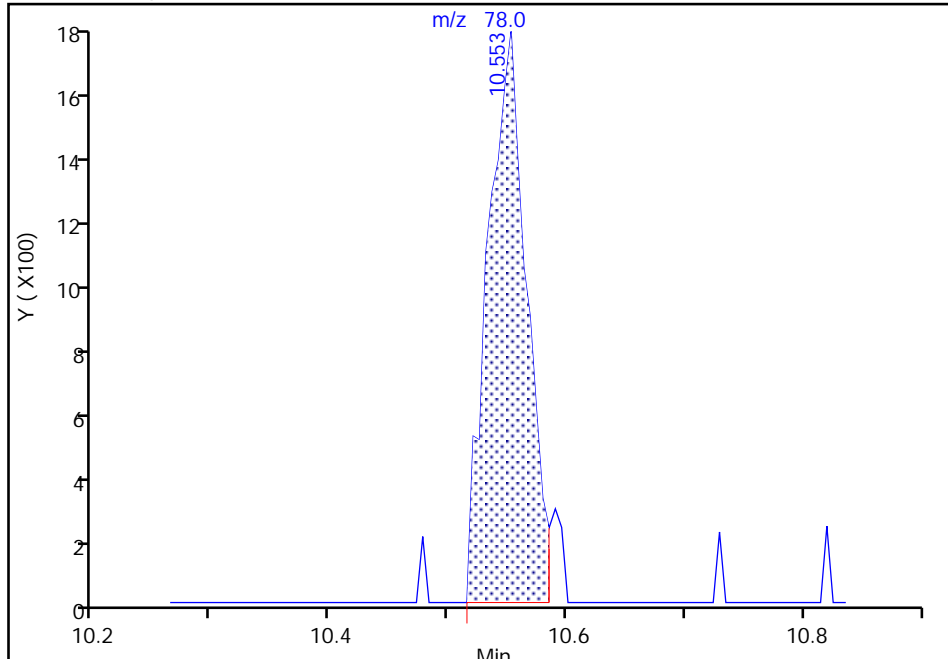
Not Detected  
Expected RT: 10.55

Processing Integration Results



RT: 10.55  
Area: 3977  
Amount: 0.026095  
Amount Units: ppb v/v

Manual Integration Results



Reviewer: bunmaa, 12-Mar-2018 12:42:20  
Audit Action: Assigned Compound ID

Audit Reason: Assign Peak



TestAmerica Burlington

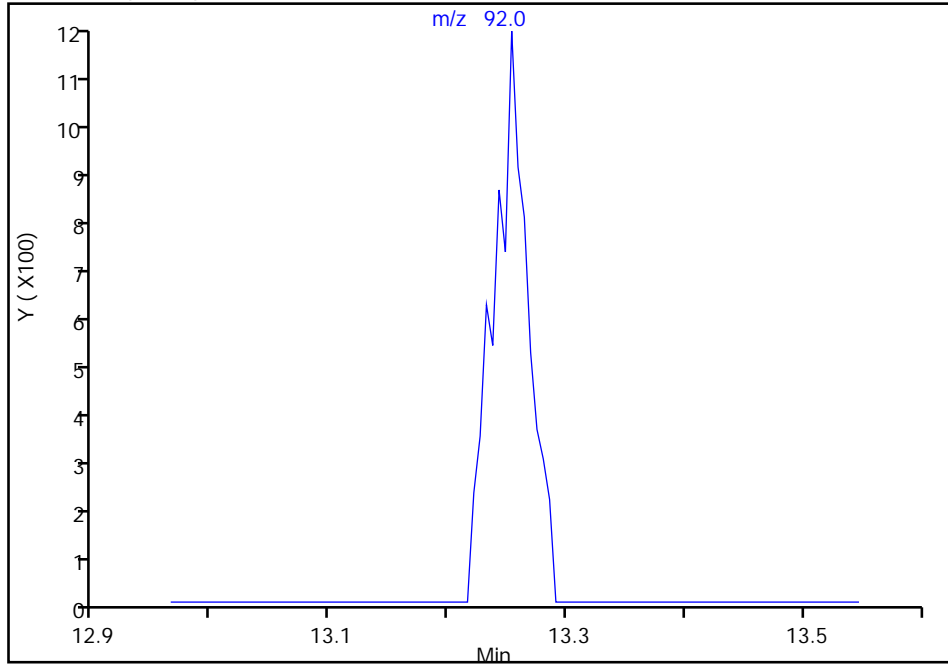
Data File:	\\ChromNA\Burlington\ChromData\CHB.i\20180311-29530.b\29530-06.D	Instrument ID:	CHB.i	Worklist Smp#:	6
Injection Date:	11-Mar-2018 17:55:30	Lab Sample ID:	200-42552-1		
Lims ID:	200-42552-A-1				
Client ID:	5456				
Operator ID:	ert	ALS Bottle#:	6		
Purge Vol:	200.000 mL	Dil. Factor:	0.2000		
Method:	TO15_LLNJ_TO3	Limit Group:	AI_TO15_ICAL		
Column:	RTX-624 (0.32 mm)	Detector:	MS SCAN		

64 Toluene, CAS: 108-88-3

Signal: 1

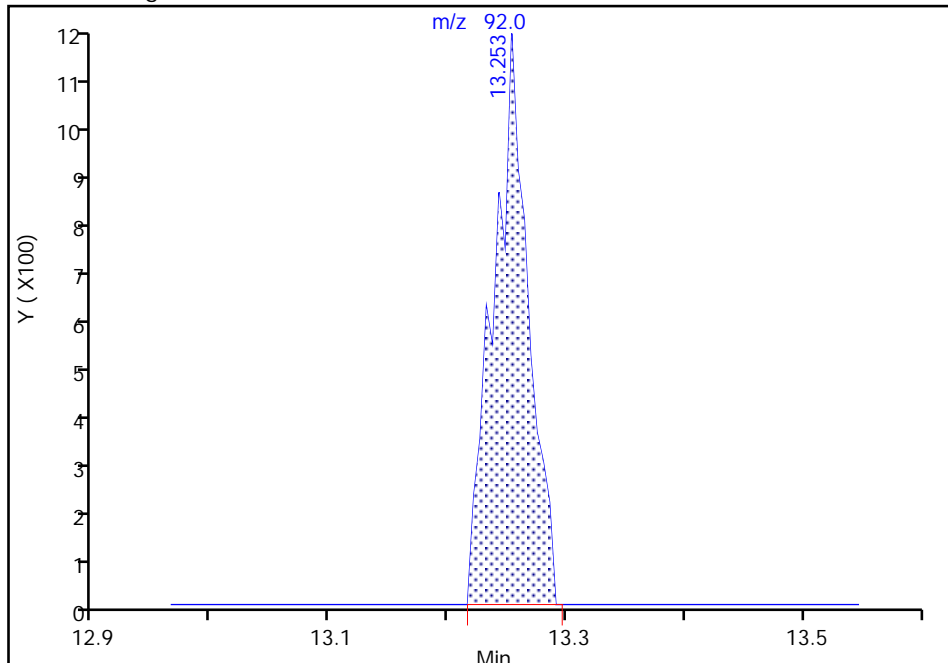
Not Detected  
Expected RT: 13.25

Processing Integration Results



RT: 13.25  
Area: 2450  
Amount: 0.021493  
Amount Units: ppb v/v

Manual Integration Results



Reviewer: bunmaa, 12-Mar-2018 12:42:55

Audit Action: Manually Integrated

Audit Reason: Assign Peak



TestAmerica Burlington

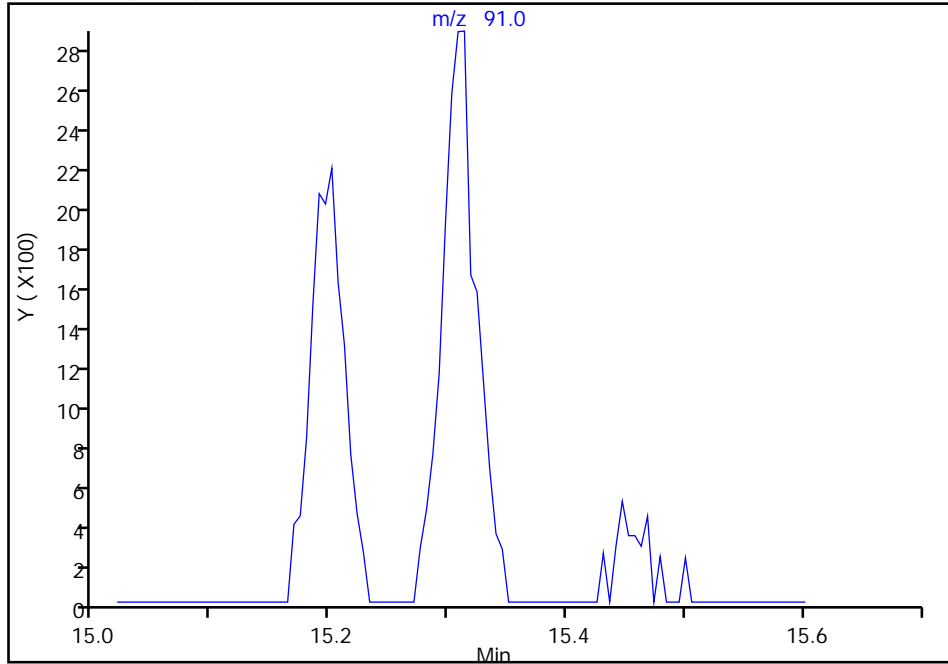
Data File: \\ChromNA\Burlington\ChromData\CHB.i\20180311-29530.b\29530-06.D  
Injection Date: 11-Mar-2018 17:55:30 Instrument ID: CHB.i  
Lims ID: 200-42552-A-1 Lab Sample ID: 200-42552-1  
Client ID: 5456  
Operator ID: ert ALS Bottle#: 6 Worklist Smp#: 6  
Purge Vol: 200.000 mL Dil. Factor: 0.2000  
Method: TO15\_LLNJ\_TO3 Limit Group: AI\_TO15\_ICAL  
Column: RTX-624 (0.32 mm) Detector: MS SCAN

74 Ethylbenzene, CAS: 100-41-4

Signal: 1

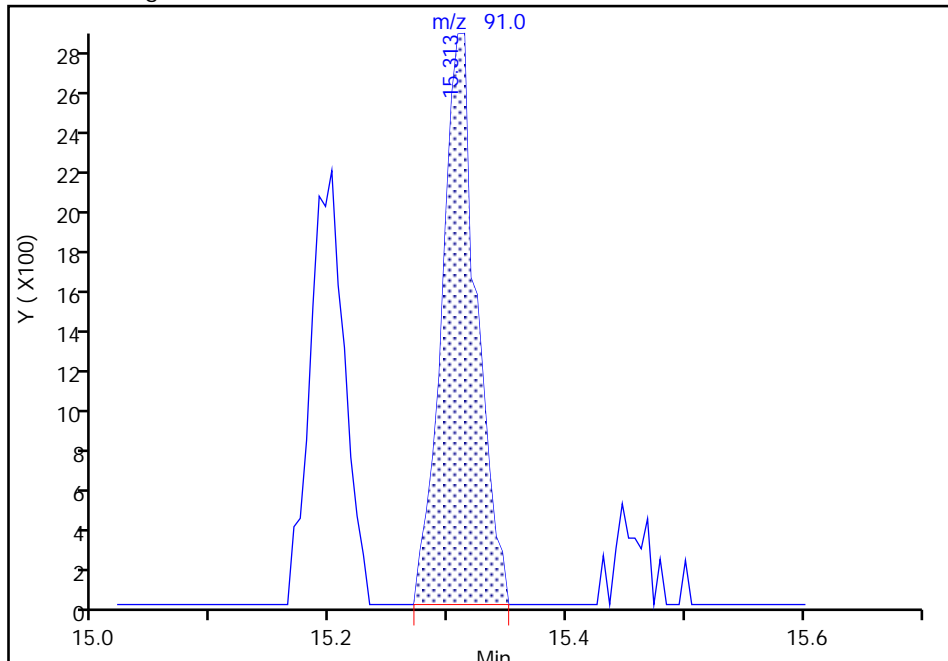
Not Detected  
Expected RT: 15.31

Processing Integration Results



RT: 15.31  
Area: 5867  
Amount: 0.023921  
Amount Units: ppb v/v

Manual Integration Results



Reviewer: bunmaa, 12-Mar-2018 12:43:17

Audit Action: Assigned Compound ID

Audit Reason: Assign Peak

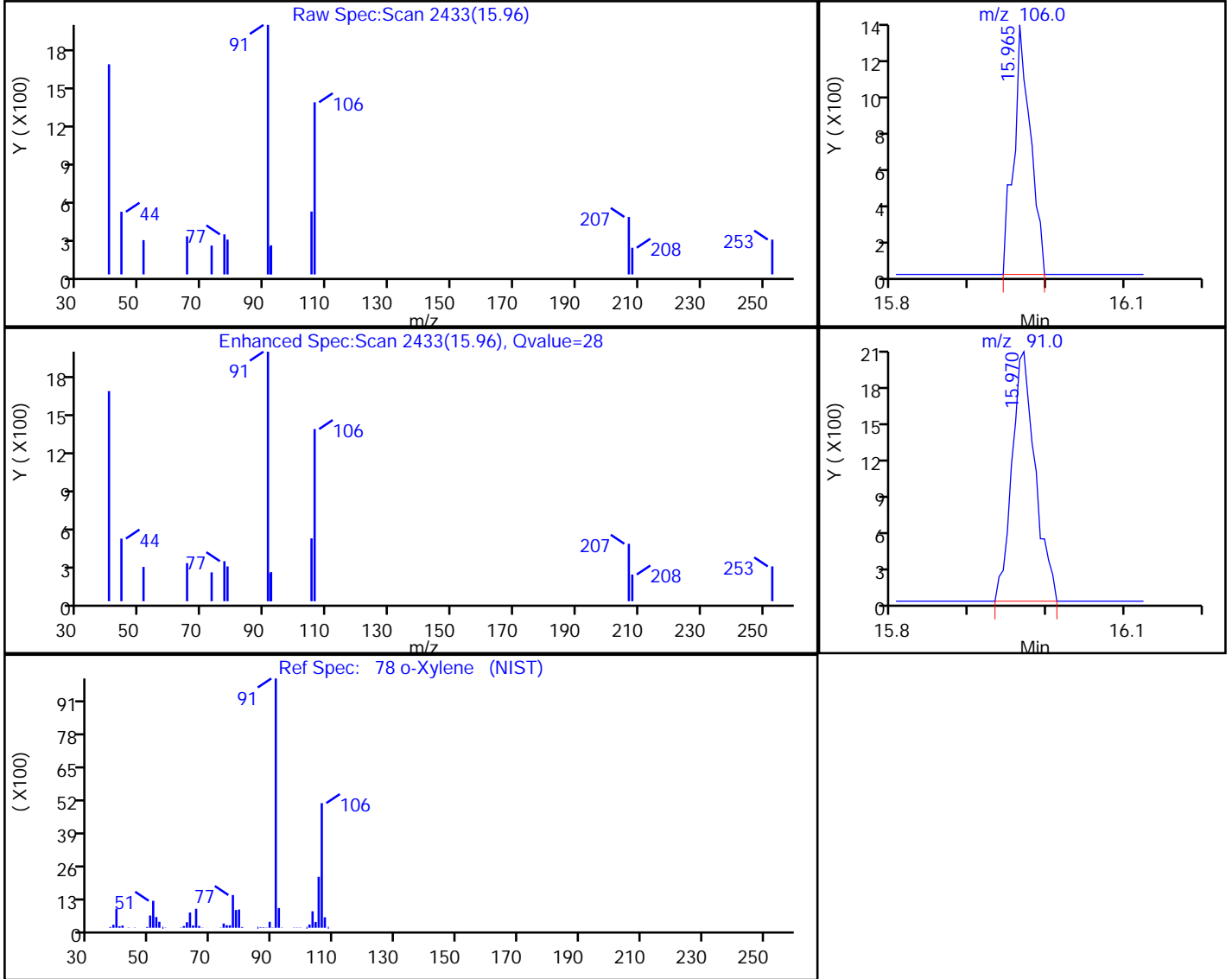


TestAmerica Burlington

Data File: \\ChromNA\Burlington\ChromData\CHB.i\20180311-29530.b\29530-06.D  
Injection Date: 11-Mar-2018 17:55:30 Instrument ID: CHB.i  
Lims ID: 200-42552-A-1 Lab Sample ID: 200-42552-1  
Client ID: 5456  
Operator ID: ert ALS Bottle#: 6 Worklist Smp#: 6  
Purge Vol: 200.000 mL Dil. Factor: 0.2000  
Method: TO15\_LLNJ\_TO3 Limit Group: AI\_TO15\_ICAL  
Column: RTX-624 (0.32 mm) Detector: MS SCAN

78 o-Xylene, CAS: 95-47-6

Processing Results



RT	Mass	Response	Amount
15.96	106.00	2020	0.019935
15.97	91.00	4203	

Reviewer: bunmaa, 12-Mar-2018 12:44:39  
Audit Action: Marked Compound Undetected

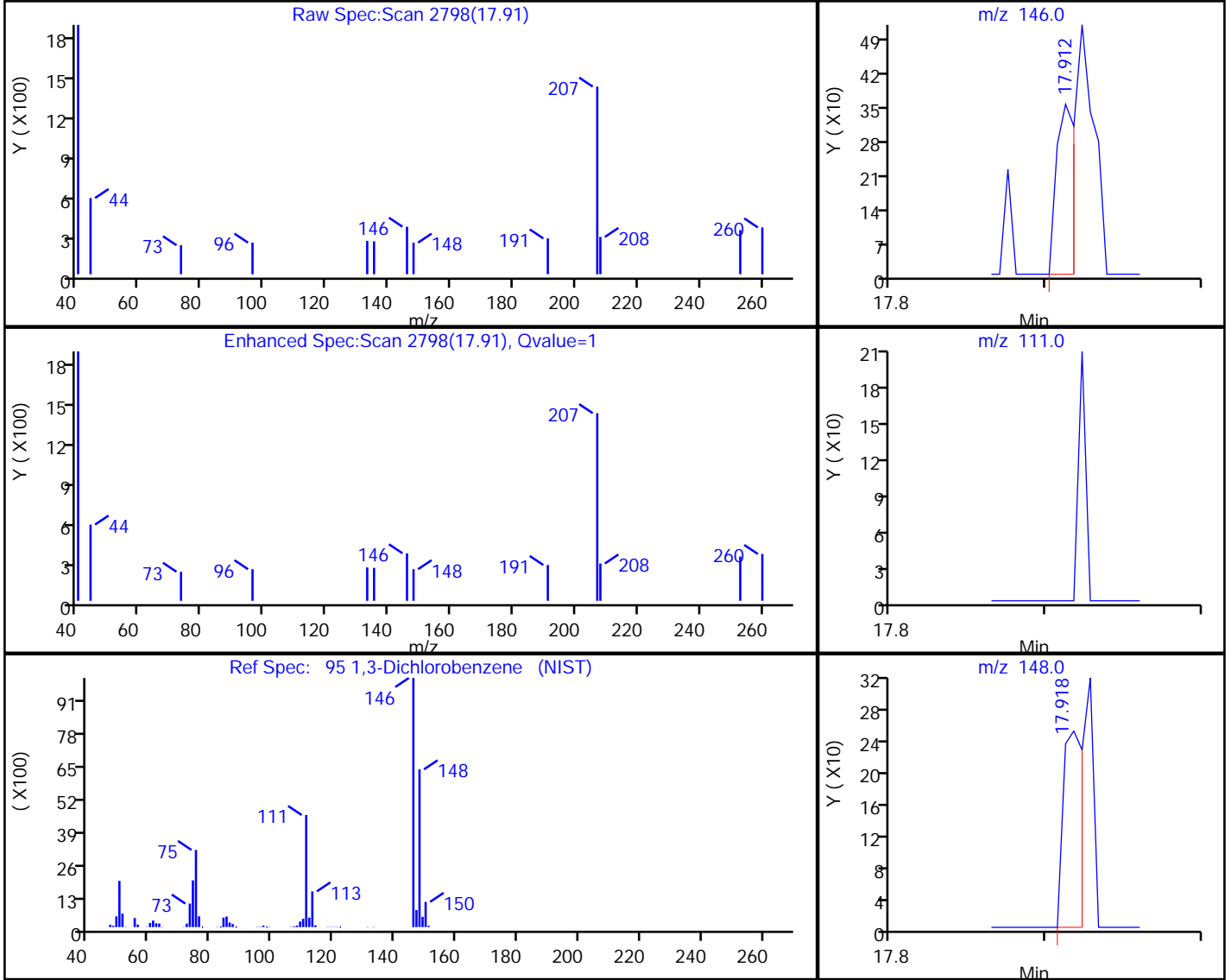
Audit Reason: Invalid Compound ID

TestAmerica Burlington

Data File: \\ChromNA\Burlington\ChromData\CHB.i\20180311-29530.b\29530-06.D  
Injection Date: 11-Mar-2018 17:55:30 Instrument ID: CHB.i  
Lims ID: 200-42552-A-1 Lab Sample ID: 200-42552-1  
Client ID: 5456  
Operator ID: ert ALS Bottle#: 6 Worklist Smp#: 6  
Purge Vol: 200.000 mL Dil. Factor: 0.2000  
Method: TO15\_LLNJ\_TO3 Limit Group: AI\_TO15\_ICAL  
Column: RTX-624 (0.32 mm) Detector: MS SCAN

95 1,3-Dichlorobenzene, CAS: 541-73-1

Processing Results



RT	Mass	Response	Amount
17.91	146.00	294	0.001677
17.92	111.00	0	
17.92	148.00	226	

Reviewer: bunmaa, 12-Mar-2018 12:44:39  
Audit Action: Marked Compound Undetected

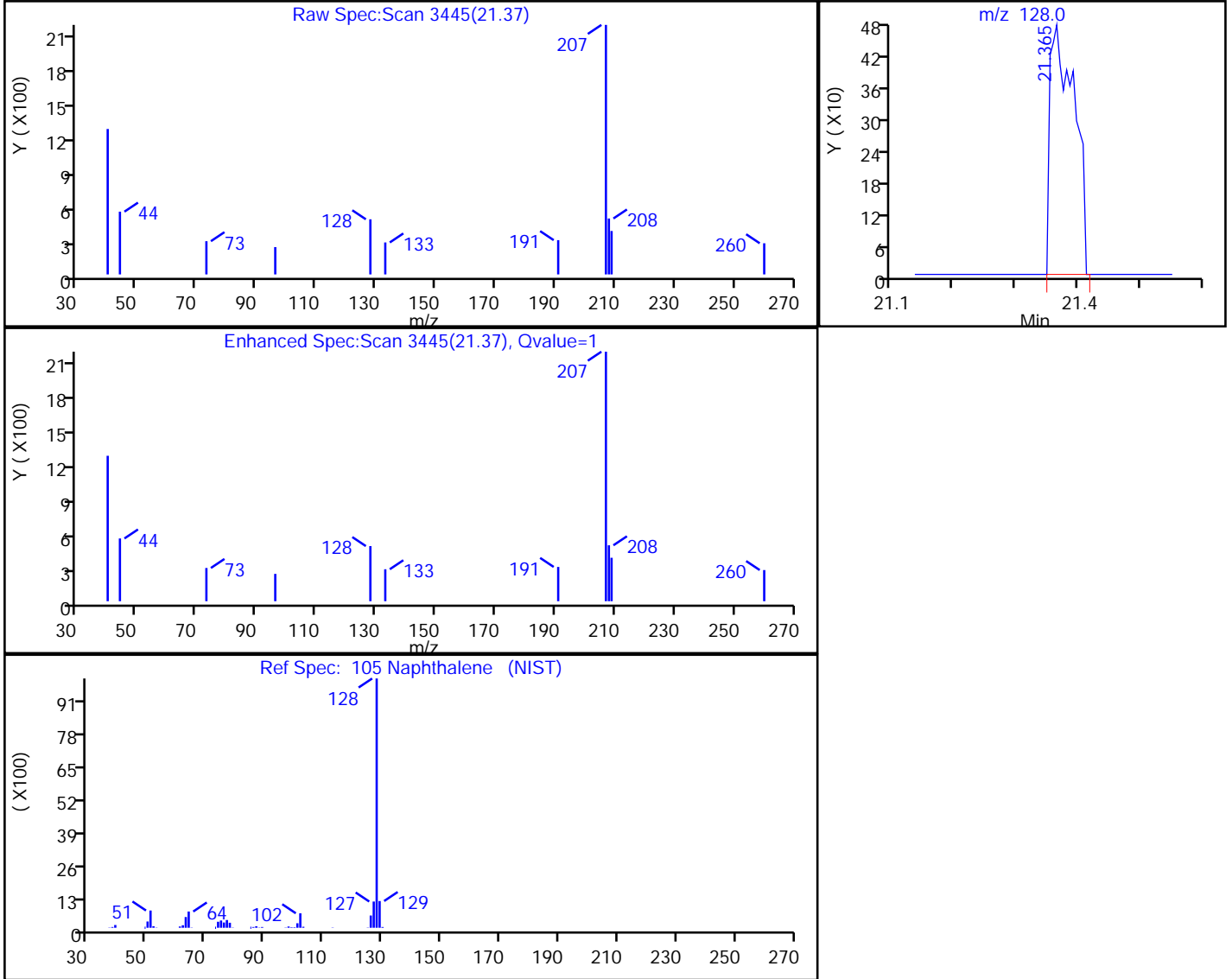
Audit Reason: Invalid Compound ID

TestAmerica Burlington

Data File: \\ChromNA\Burlington\ChromData\CHB.i\20180311-29530.b\29530-06.D  
Injection Date: 11-Mar-2018 17:55:30 Instrument ID: CHB.i  
Lims ID: 200-42552-A-1 Lab Sample ID: 200-42552-1  
Client ID: 5456  
Operator ID: ert ALS Bottle#: 6 Worklist Smp#: 6  
Purge Vol: 200.000 mL Dil. Factor: 0.2000  
Method: TO15\_LLNJ\_TO3 Limit Group: AI\_TO15\_ICAL  
Column: RTX-624 (0.32 mm) Detector: MS SCAN

105 Naphthalene, CAS: 91-20-3

Processing Results



RT	Mass	Response	Amount
21.37	128.00	1294	0.004918

Reviewer: bunmaa, 12-Mar-2018 12:44:39

Audit Action: Marked Compound Undetected

Audit Reason: Invalid Compound ID

FORM I  
AIR - GC/MS VOA ORGANICS ANALYSIS DATA SHEET

Lab Name: TestAmerica Burlington Job No.: 200-42569-1  
 SDG No.: \_\_\_\_\_  
 Client Sample ID: 3205 Lab Sample ID: 200-42569-4  
 Matrix: Air Lab File ID: 29535\_10.D  
 Analysis Method: TO-15 Date Collected: 03/10/2018 00:00  
 Sample wt/vol: 1000 (mL) Date Analyzed: 03/12/2018 18:14  
 Soil Aliquot Vol: \_\_\_\_\_ Dilution Factor: 0.2  
 Soil Extract Vol.: \_\_\_\_\_ GC Column: RTX-624 ID: 0.32 (mm)  
 % Moisture: \_\_\_\_\_ Level: (low/med) Low  
 Analysis Batch No.: 127266 Units: ppb v/v

CAS NO.	COMPOUND NAME	RESULT	Q	RL	RL
115-07-1	Propylene	1.0	U	1.0	1.0
75-71-8	Dichlorodifluoromethane	0.10	U	0.10	0.10
75-45-6	Freon 22	0.10	U	0.10	0.10
76-14-2	1,2-Dichlorotetrafluoroethane	0.040	U	0.040	0.040
74-87-3	Chloromethane	0.10	U	0.10	0.10
106-97-8	n-Butane	0.10	U	0.10	0.10
75-01-4	Vinyl chloride	0.040	U	0.040	0.040
106-99-0	1,3-Butadiene	0.040	U	0.040	0.040
74-83-9	Bromomethane	0.040	U	0.040	0.040
75-00-3	Chloroethane	0.10	U	0.10	0.10
593-60-2	Bromoethene (Vinyl Bromide)	0.040	U	0.040	0.040
75-69-4	Trichlorofluoromethane	0.040	U	0.040	0.040
64-17-5	Ethanol	1.0	U	1.0	1.0
76-13-1	Freon TF	0.040	U	0.040	0.040
75-35-4	1,1-Dichloroethene	0.040	U	0.040	0.040
67-64-1	Acetone	1.0	U *	1.0	1.0
67-63-0	Isopropyl alcohol	1.0	U	1.0	1.0
75-15-0	Carbon disulfide	0.10	U	0.10	0.10
107-05-1	3-Chloropropene	0.10	U	0.10	0.10
75-09-2	Methylene Chloride	0.10	U	0.10	0.10
75-65-0	tert-Butyl alcohol	1.0	U	1.0	1.0
1634-04-4	Methyl tert-butyl ether	0.040	U	0.040	0.040
156-60-5	trans-1,2-Dichloroethene	0.040	U	0.040	0.040
110-54-3	n-Hexane	0.040	U	0.040	0.040
75-34-3	1,1-Dichloroethane	0.040	U	0.040	0.040
108-05-4	Vinyl acetate	1.0	U	1.0	1.0
141-78-6	Ethyl acetate	1.0	U	1.0	1.0
78-93-3	Methyl Ethyl Ketone	0.10	U	0.10	0.10
156-59-2	cis-1,2-Dichloroethene	0.040	U	0.040	0.040
540-59-0	1,2-Dichloroethene, Total	0.080	U	0.080	0.080
67-66-3	Chloroform	0.040	U	0.040	0.040
109-99-9	Tetrahydrofuran	1.0	U	1.0	1.0
71-55-6	1,1,1-Trichloroethane	0.040	U	0.040	0.040
110-82-7	Cyclohexane	0.040	U	0.040	0.040
56-23-5	Carbon tetrachloride	0.040	U	0.040	0.040
540-84-1	2,2,4-Trimethylpentane	0.040	U	0.040	0.040

FORM I  
AIR - GC/MS VOA ORGANICS ANALYSIS DATA SHEET

Lab Name: TestAmerica Burlington Job No.: 200-42569-1  
 SDG No.: \_\_\_\_\_  
 Client Sample ID: 3205 Lab Sample ID: 200-42569-4  
 Matrix: Air Lab File ID: 29535\_10.D  
 Analysis Method: TO-15 Date Collected: 03/10/2018 00:00  
 Sample wt/vol: 1000 (mL) Date Analyzed: 03/12/2018 18:14  
 Soil Aliquot Vol: \_\_\_\_\_ Dilution Factor: 0.2  
 Soil Extract Vol.: \_\_\_\_\_ GC Column: RTX-624 ID: 0.32 (mm)  
 % Moisture: \_\_\_\_\_ Level: (low/med) Low  
 Analysis Batch No.: 127266 Units: ppb v/v

CAS NO.	COMPOUND NAME	RESULT	Q	RL	RL
71-43-2	Benzene	0.040	U	0.040	0.040
107-06-2	1,2-Dichloroethane	0.040	U	0.040	0.040
142-82-5	n-Heptane	0.040	U	0.040	0.040
79-01-6	Trichloroethene	0.040	U	0.040	0.040
80-62-6	Methyl methacrylate	0.10	U	0.10	0.10
78-87-5	1,2-Dichloropropane	0.040	U	0.040	0.040
123-91-1	1,4-Dioxane	1.0	U	1.0	1.0
75-27-4	Bromodichloromethane	0.040	U	0.040	0.040
10061-01-5	cis-1,3-Dichloropropene	0.040	U	0.040	0.040
108-10-1	methyl isobutyl ketone	0.10	U	0.10	0.10
108-88-3	Toluene	0.040	U	0.040	0.040
10061-02-6	trans-1,3-Dichloropropene	0.040	U	0.040	0.040
79-00-5	1,1,2-Trichloroethane	0.040	U	0.040	0.040
127-18-4	Tetrachloroethene	0.040	U	0.040	0.040
591-78-6	Methyl Butyl Ketone (2-Hexanone)	0.10	U	0.10	0.10
124-48-1	Dibromochloromethane	0.040	U	0.040	0.040
106-93-4	1,2-Dibromoethane	0.040	U	0.040	0.040
108-90-7	Chlorobenzene	0.040	U	0.040	0.040
100-41-4	Ethylbenzene	0.040	U	0.040	0.040
179601-23-1	m,p-Xylene	0.10	U	0.10	0.10
95-47-6	Xylene, o-	0.040	U	0.040	0.040
1330-20-7	Xylene (total)	0.14	U	0.14	0.14
100-42-5	Styrene	0.040	U	0.040	0.040
75-25-2	Bromoform	0.040	U	0.040	0.040
98-82-8	Cumene	0.040	U	0.040	0.040
79-34-5	1,1,2,2-Tetrachloroethane	0.040	U	0.040	0.040
103-65-1	n-Propylbenzene	0.040	U	0.040	0.040
622-96-8	4-Ethyltoluene	0.040	U	0.040	0.040
108-67-8	1,3,5-Trimethylbenzene	0.040	U	0.040	0.040
95-49-8	2-Chlorotoluene	0.040	U	0.040	0.040
98-06-6	tert-Butylbenzene	0.040	U	0.040	0.040
95-63-6	1,2,4-Trimethylbenzene	0.040	U	0.040	0.040
135-98-8	sec-Butylbenzene	0.040	U	0.040	0.040
99-87-6	4-Isopropyltoluene	0.040	U	0.040	0.040
541-73-1	1,3-Dichlorobenzene	0.040	U	0.040	0.040
106-46-7	1,4-Dichlorobenzene	0.040	U	0.040	0.040



FORM I  
AIR - GC/MS VOA ORGANICS ANALYSIS DATA SHEET

Lab Name: TestAmerica Burlington Job No.: 200-42569-1  
 SDG No.: \_\_\_\_\_  
 Client Sample ID: 3205 Lab Sample ID: 200-42569-4  
 Matrix: Air Lab File ID: 29535\_10.D  
 Analysis Method: TO-15 Date Collected: 03/10/2018 00:00  
 Sample wt/vol: 1000 (mL) Date Analyzed: 03/12/2018 18:14  
 Soil Aliquot Vol: \_\_\_\_\_ Dilution Factor: 0.2  
 Soil Extract Vol.: \_\_\_\_\_ GC Column: RTX-624 ID: 0.32 (mm)  
 % Moisture: \_\_\_\_\_ Level: (low/med) Low  
 Analysis Batch No.: 127266 Units: ppb v/v

CAS NO.	COMPOUND NAME	RESULT	Q	RL	RL
100-44-7	Benzyl chloride	0.040	U	0.040	0.040
104-51-8	n-Butylbenzene	0.040	U	0.040	0.040
95-50-1	1,2-Dichlorobenzene	0.040	U	0.040	0.040
120-82-1	1,2,4-Trichlorobenzene	0.10	U	0.10	0.10
87-68-3	Hexachlorobutadiene	0.040	U	0.040	0.040
91-20-3	Naphthalene	0.10	U	0.10	0.10

TestAmerica Burlington  
Target Compound Quantitation Report

Data File: \\ChromNA\Burlington\ChromData\CHC.i\20180312-29535.b\29535\_10.D  
 Lims ID: 200-42569-A-4  
 Client ID: 3205  
 Sample Type: Client  
 Inject. Date: 12-Mar-2018 18:14:30 ALS Bottle#: 10 Worklist Smp#: 10  
 Purge Vol: 200.000 mL Dil. Factor: 0.2000  
 Sample Info: 200-0029535-010  
 Operator ID: pad Instrument ID: CHC.i  
 Method: \\ChromNA\Burlington\ChromData\CHC.i\20180312-29535.b\TO15\_MasterMethod\_(v1)\_CHC.i.m  
 Limit Group: AI\_TO15\_ICAL  
 Last Update: 13-Mar-2018 12:27:41 Calib Date: 26-Jan-2018 01:35:30  
 Integrator: RTE ID Type: Deconvolution ID  
 Quant Method: Internal Standard Quant By: Initial Calibration  
 Last ICal File: \\ChromNA\Burlington\ChromData\CHC.i\20180125-28916.b\28916\_12.D  
 Column 1 : RTX-624 ( 0.32 mm) Det: MS SCAN  
 Process Host: XAWRK018

First Level Reviewer: puangmaleek

Date: 13-Mar-2018 12:29:15

Compound	Sig	RT (min.)	Adj RT (min.)	Dlt RT (min.)	Q	Response	OnCol Amt ppb v/v	Flags
1 Propene	41		2.967				ND	
2 Dichlorodifluoromethane	85		3.037				ND	
3 Chlorodifluoromethane	51		3.085				ND	
4 1,2-Dichloro-1,1,2,2-tetra	85		3.298				ND	
5 Chloromethane	50		3.426				ND	
6 Butane	43		3.629				ND	
7 Vinyl chloride	62		3.666				ND	
8 Butadiene	54		3.747				ND	
10 Bromomethane	94		4.414				ND	
11 Chloroethane	64		4.659				ND	
13 Vinyl bromide	106		5.043				ND	
14 Trichlorofluoromethane	101		5.155				ND	
17 Ethanol	45		5.737				ND	
20 1,1,2-Trichloro-1,2,2-trif	101		6.250				ND	
21 1,1-Dichloroethene	96		6.282				ND	
22 Acetone	43		6.506				ND	
23 Carbon disulfide	76		6.655				ND	
24 Isopropyl alcohol	45		6.826				ND	
25 3-Chloro-1-propene	41		7.071				ND	
27 Methylene Chloride	49		7.370				ND	
28 2-Methyl-2-propanol	59		7.600				ND	
29 Methyl tert-butyl ether	73		7.781				ND	
31 trans-1,2-Dichloroethene	61		7.819				ND	
33 Hexane	57		8.224				ND	
34 1,1-Dichloroethane	63		8.689				ND	
35 Vinyl acetate	43		8.774				ND	
37 cis-1,2-Dichloroethene	96		9.809				ND	
38 2-Butanone (MEK)	72		9.847				ND	
39 Ethyl acetate	88		9.916				ND	
S 30 1,2-Dichloroethene, Total	61		10.200				ND	
41 Tetrahydrofuran	42		10.274				ND	
* 40 Chlorobromomethane	128	10.268	10.274	-0.006	90	177834	10.0	

Compound	Sig	RT (min.)	Adj RT (min.)	Dlt RT (min.)	Q	Response	OnCol Amt ppb v/v	Flags
42 Chloroform	83		10.418				ND	
43 Cyclohexane	84		10.663				ND	
44 1,1,1-Trichloroethane	97		10.679				ND	
45 Carbon tetrachloride	117		10.941				ND	
46 Isooctane	57		11.394				ND	
47 Benzene	78		11.400				ND	
48 1,2-Dichloroethane	62		11.581				ND	
49 n-Heptane	43		11.800				ND	
* 50 1,4-Difluorobenzene	114	12.259	12.259	0.000	98	939329	10.0	
53 Trichloroethene	95		12.729				ND	
54 1,2-Dichloropropane	63		13.278				ND	
55 Methyl methacrylate	69		13.465				ND	
56 1,4-Dioxane	88		13.508				ND	
57 Dibromomethane	174		13.540				ND	
58 Dichlorobromomethane	83		13.855				ND	
60 cis-1,3-Dichloropropene	75		14.799				ND	
61 4-Methyl-2-pentanone (MIBK)	43		15.082				ND	
65 Toluene	92		15.397				ND	
66 trans-1,3-Dichloropropene	75		16.000				ND	
67 1,1,2-Trichloroethane	83		16.368				ND	
68 Tetrachloroethene	166		16.491				ND	
69 2-Hexanone	43		16.817				ND	
71 Chlorodibromomethane	129		17.137				ND	
72 Ethylene Dibromide	107		17.393				ND	
* 74 Chlorobenzene-d5	117	18.300	18.300	0.000	96	955821	10.0	
75 Chlorobenzene	112		18.359				ND	
76 Ethylbenzene	91		18.514				ND	U
78 m-Xylene & p-Xylene	106		18.770				ND	
79 o-Xylene	106		19.602				ND	
80 Styrene	104		19.656				ND	
81 Bromoform	173		20.088				ND	
S 73 Xylenes, Total	106		20.100				ND	
82 Isopropylbenzene	105		20.312				ND	
84 1,1,2,2-Tetrachloroethane	83		20.979				ND	
85 N-Propylbenzene	91		21.049				ND	
88 4-Ethyltoluene	105		21.246				ND	
89 2-Chlorotoluene	91		21.246				ND	
90 1,3,5-Trimethylbenzene	105		21.353				ND	
92 tert-Butylbenzene	119		21.849				ND	
93 1,2,4-Trimethylbenzene	105		21.945				ND	
94 sec-Butylbenzene	105		22.180				ND	
95 4-Isopropyltoluene	119		22.383				ND	
96 1,3-Dichlorobenzene	146		22.410				ND	
97 1,4-Dichlorobenzene	146		22.548				ND	
98 Benzyl chloride	91		22.735				ND	
100 n-Butylbenzene	91		22.949				ND	
101 1,2-Dichlorobenzene	146		23.066				ND	
103 1,2,4-Trichlorobenzene	180		25.489				ND	
104 Hexachlorobutadiene	225		25.676				ND	
105 Naphthalene	128		25.943				ND	

[QC Flag Legend](#)

Review Flags

U - Marked Undetected

[Reagents:](#)

ATTO15CISs\_00010

Amount Added: 20.00

Units: mL

Run Reagent

- 1
- 2
- 3
- 4
- 5
- 6
- 7
- 8
- 9
- 10
- 11
- 12
- 13
- 14
- 15

TestAmerica Burlington

Data File: \\ChromNA\Burlington\ChromData\CHC.i\20180312-29535.b\29535\_10.D

Injection Date: 12-Mar-2018 18:14:30

Instrument ID: CHC.i

Operator ID: pad

Lims ID: 200-42569-A-4

Lab Sample ID: 200-42569-4

Worklist Smp#: 10

Client ID: 3205

Purge Vol: 200.000 mL

Dil. Factor: 0.2000

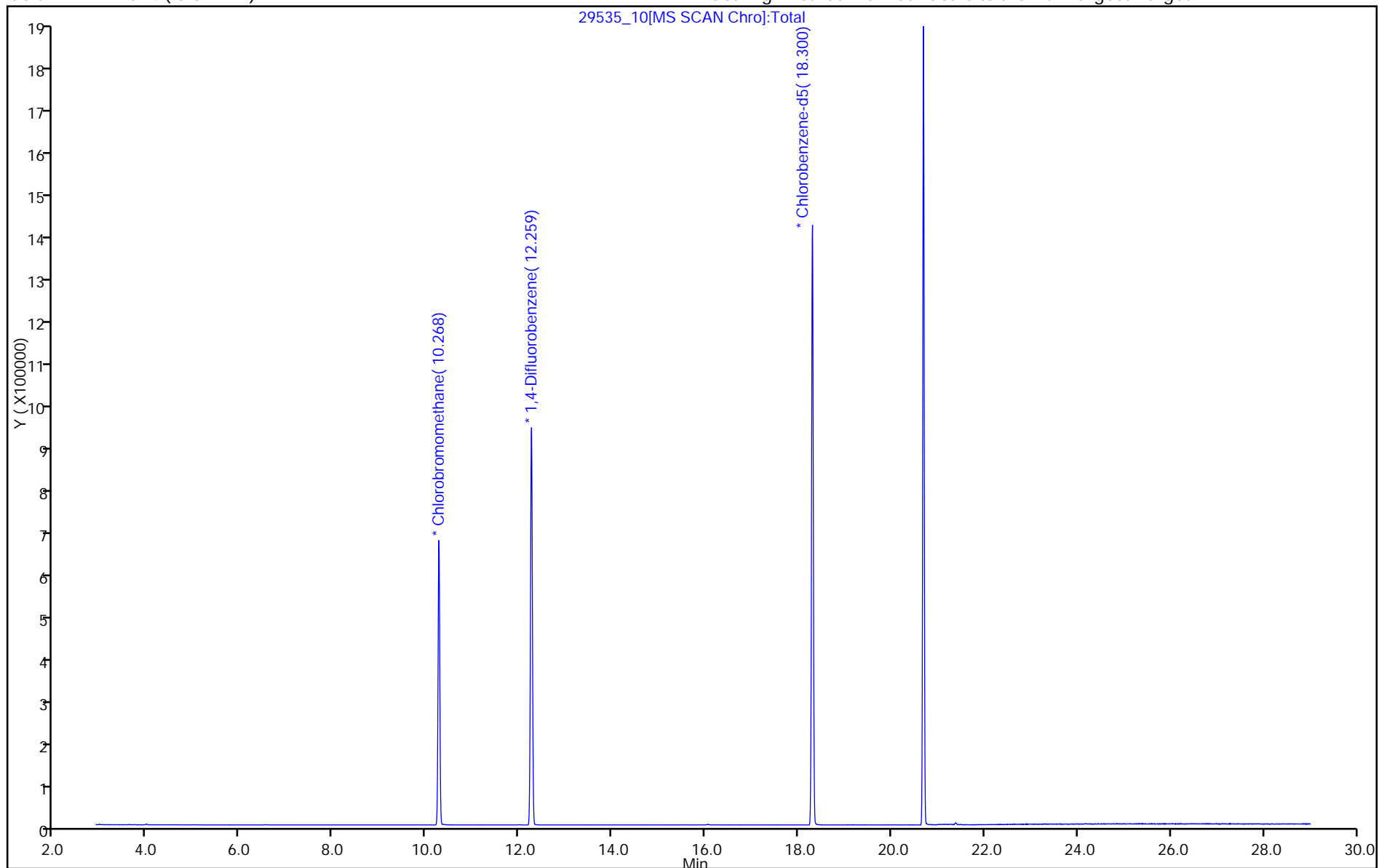
ALS Bottle#: 10

Method: TO15\_MasterMethod\_(v1)\_CHC.i

Limit Group: AI\_TO15\_ICAL

Column: RTX-624 (0.32 mm)

Y Scaling: Method Defined: Scale to the Nth Largest Target: 1

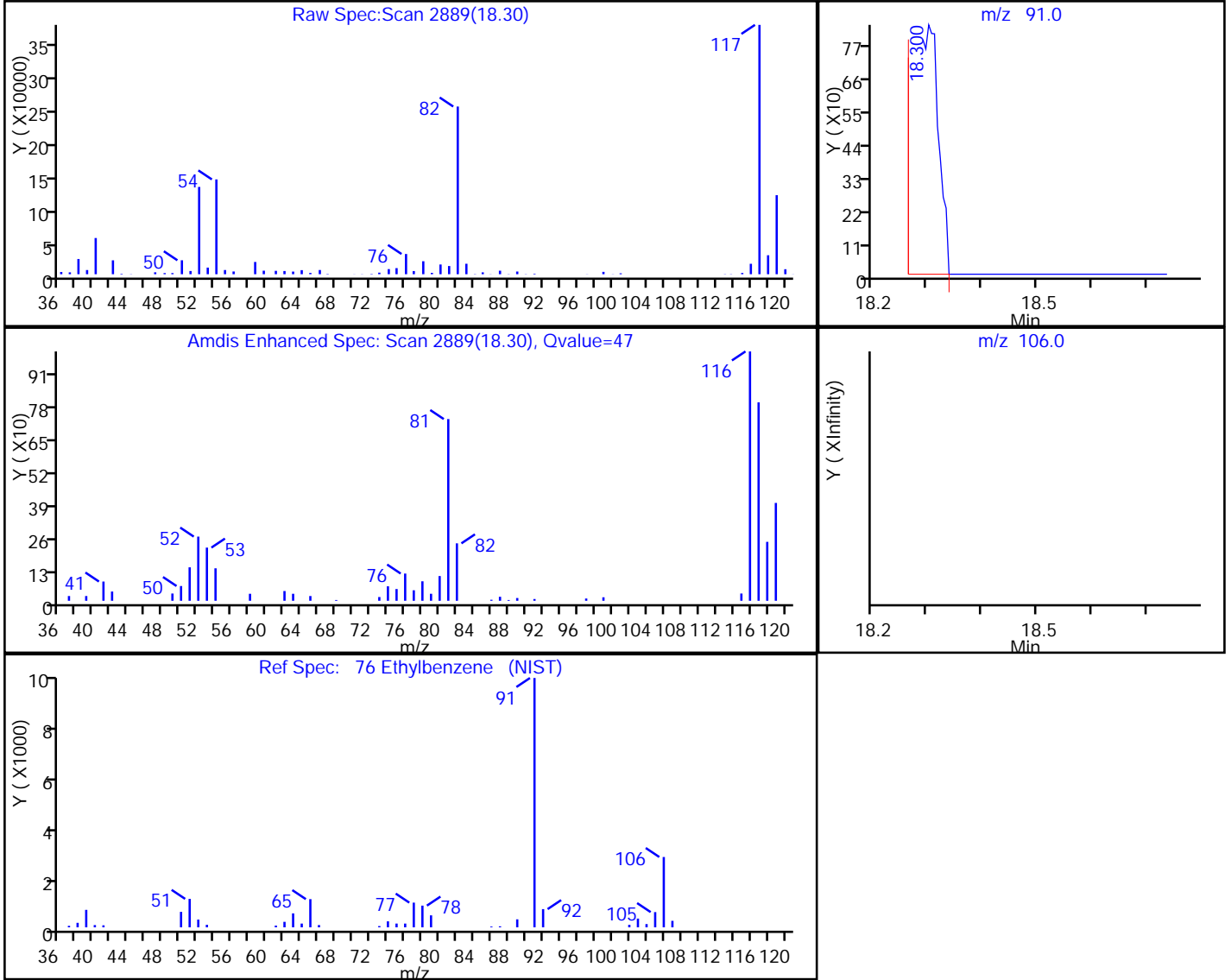


TestAmerica Burlington

Data File: \\ChromNA\Burlington\ChromData\CHC.i\20180312-29535.b\29535\_10.D  
 Injection Date: 12-Mar-2018 18:14:30 Instrument ID: CHC.i  
 Lims ID: 200-42569-A-4 Lab Sample ID: 200-42569-4  
 Client ID: 3205  
 Operator ID: pad ALS Bottle#: 10 Worklist Smp#: 10  
 Purge Vol: 200.000 mL Dil. Factor: 0.2000  
 Method: TO15\_MasterMethod\_(v1)\_CHC.i Limit Group: AI\_TO15\_ICAL  
 Column: RTX-624 (0.32 mm) Detector: MS SCAN

76 Ethylbenzene, CAS: 100-41-4

Processing Results



RT	Mass	Response	Amount
18.30	91.00	2258	0.030648
18.51	106.00	0	

Reviewer: puangmaleek, 13-Mar-2018 12:29:15

Audit Action: Marked Compound Undetected

Audit Reason: Invalid Compound ID

FORM I  
AIR - GC/MS VOA ORGANICS ANALYSIS DATA SHEET

Lab Name: TestAmerica Burlington Job No.: 200-42576-1  
 SDG No.: \_\_\_\_\_  
 Client Sample ID: 6492 Lab Sample ID: 200-42576-1  
 Matrix: Air Lab File ID: 29551\_05.D  
 Analysis Method: TO-15 Date Collected: 03/12/2018 00:00  
 Sample wt/vol: 200 (mL) Date Analyzed: 03/13/2018 13:08  
 Soil Aliquot Vol: \_\_\_\_\_ Dilution Factor: 1  
 Soil Extract Vol.: \_\_\_\_\_ GC Column: RTX-624 ID: 0.32 (mm)  
 % Moisture: \_\_\_\_\_ Level: (low/med) Low  
 Analysis Batch No.: 127298 Units: ppb v/v

CAS NO.	COMPOUND NAME	RESULT	Q	RL	RL
115-07-1	Propylene	5.0	U	5.0	5.0
75-71-8	Dichlorodifluoromethane	0.50	U	0.50	0.50
75-45-6	Freon 22	0.50	U	0.50	0.50
76-14-2	1,2-Dichlorotetrafluoroethane	0.20	U	0.20	0.20
74-87-3	Chloromethane	0.50	U	0.50	0.50
106-97-8	n-Butane	0.50	U	0.50	0.50
75-01-4	Vinyl chloride	0.20	U	0.20	0.20
106-99-0	1,3-Butadiene	0.20	U	0.20	0.20
74-83-9	Bromomethane	0.20	U	0.20	0.20
75-00-3	Chloroethane	0.50	U	0.50	0.50
593-60-2	Bromoethene (Vinyl Bromide)	0.20	U	0.20	0.20
75-69-4	Trichlorofluoromethane	0.20	U	0.20	0.20
64-17-5	Ethanol	5.0	U	5.0	5.0
76-13-1	Freon TF	0.20	U	0.20	0.20
75-35-4	1,1-Dichloroethene	0.20	U	0.20	0.20
67-64-1	Acetone	5.0	U *	5.0	5.0
67-63-0	Isopropyl alcohol	5.0	U	5.0	5.0
75-15-0	Carbon disulfide	0.50	U	0.50	0.50
107-05-1	3-Chloropropene	0.50	U	0.50	0.50
75-09-2	Methylene Chloride	0.50	U	0.50	0.50
75-65-0	tert-Butyl alcohol	5.0	U	5.0	5.0
1634-04-4	Methyl tert-butyl ether	0.20	U	0.20	0.20
156-60-5	trans-1,2-Dichloroethene	0.20	U	0.20	0.20
110-54-3	n-Hexane	0.20	U	0.20	0.20
75-34-3	1,1-Dichloroethane	0.20	U	0.20	0.20
108-05-4	Vinyl acetate	5.0	U	5.0	5.0
141-78-6	Ethyl acetate	5.0	U	5.0	5.0
78-93-3	Methyl Ethyl Ketone	0.50	U	0.50	0.50
156-59-2	cis-1,2-Dichloroethene	0.20	U	0.20	0.20
540-59-0	1,2-Dichloroethene, Total	0.40	U	0.40	0.40
67-66-3	Chloroform	0.20	U	0.20	0.20
109-99-9	Tetrahydrofuran	5.0	U	5.0	5.0
71-55-6	1,1,1-Trichloroethane	0.20	U	0.20	0.20
110-82-7	Cyclohexane	0.20	U	0.20	0.20
56-23-5	Carbon tetrachloride	0.20	U	0.20	0.20
540-84-1	2,2,4-Trimethylpentane	0.20	U	0.20	0.20

FORM I  
AIR - GC/MS VOA ORGANICS ANALYSIS DATA SHEET

Lab Name: TestAmerica Burlington Job No.: 200-42576-1  
 SDG No.: \_\_\_\_\_  
 Client Sample ID: 6492 Lab Sample ID: 200-42576-1  
 Matrix: Air Lab File ID: 29551\_05.D  
 Analysis Method: TO-15 Date Collected: 03/12/2018 00:00  
 Sample wt/vol: 200 (mL) Date Analyzed: 03/13/2018 13:08  
 Soil Aliquot Vol: \_\_\_\_\_ Dilution Factor: 1  
 Soil Extract Vol.: \_\_\_\_\_ GC Column: RTX-624 ID: 0.32 (mm)  
 % Moisture: \_\_\_\_\_ Level: (low/med) Low  
 Analysis Batch No.: 127298 Units: ppb v/v

CAS NO.	COMPOUND NAME	RESULT	Q	RL	RL
71-43-2	Benzene	0.20	U	0.20	0.20
107-06-2	1,2-Dichloroethane	0.20	U	0.20	0.20
142-82-5	n-Heptane	0.20	U	0.20	0.20
79-01-6	Trichloroethene	0.20	U	0.20	0.20
80-62-6	Methyl methacrylate	0.50	U	0.50	0.50
78-87-5	1,2-Dichloropropane	0.20	U	0.20	0.20
123-91-1	1,4-Dioxane	5.0	U	5.0	5.0
75-27-4	Bromodichloromethane	0.20	U	0.20	0.20
10061-01-5	cis-1,3-Dichloropropene	0.20	U	0.20	0.20
108-10-1	methyl isobutyl ketone	0.50	U	0.50	0.50
108-88-3	Toluene	0.20	U	0.20	0.20
10061-02-6	trans-1,3-Dichloropropene	0.20	U	0.20	0.20
79-00-5	1,1,2-Trichloroethane	0.20	U	0.20	0.20
127-18-4	Tetrachloroethene	0.20	U	0.20	0.20
591-78-6	Methyl Butyl Ketone (2-Hexanone)	0.50	U *	0.50	0.50
124-48-1	Dibromochloromethane	0.20	U	0.20	0.20
106-93-4	1,2-Dibromoethane	0.20	U	0.20	0.20
108-90-7	Chlorobenzene	0.20	U	0.20	0.20
100-41-4	Ethylbenzene	0.20	U	0.20	0.20
179601-23-1	m,p-Xylene	0.50	U	0.50	0.50
95-47-6	Xylene, o-	0.20	U	0.20	0.20
1330-20-7	Xylene (total)	0.70	U	0.70	0.70
100-42-5	Styrene	0.20	U	0.20	0.20
75-25-2	Bromoform	0.20	U	0.20	0.20
98-82-8	Cumene	0.20	U	0.20	0.20
79-34-5	1,1,2,2-Tetrachloroethane	0.20	U	0.20	0.20
103-65-1	n-Propylbenzene	0.20	U	0.20	0.20
622-96-8	4-Ethyltoluene	0.20	U	0.20	0.20
108-67-8	1,3,5-Trimethylbenzene	0.20	U	0.20	0.20
95-49-8	2-Chlorotoluene	0.20	U	0.20	0.20
98-06-6	tert-Butylbenzene	0.20	U	0.20	0.20
95-63-6	1,2,4-Trimethylbenzene	0.20	U	0.20	0.20
135-98-8	sec-Butylbenzene	0.20	U	0.20	0.20
99-87-6	4-Isopropyltoluene	0.20	U	0.20	0.20
541-73-1	1,3-Dichlorobenzene	0.20	U	0.20	0.20
106-46-7	1,4-Dichlorobenzene	0.20	U	0.20	0.20



FORM I  
AIR - GC/MS VOA ORGANICS ANALYSIS DATA SHEET

Lab Name: TestAmerica Burlington Job No.: 200-42576-1  
 SDG No.: \_\_\_\_\_  
 Client Sample ID: 6492 Lab Sample ID: 200-42576-1  
 Matrix: Air Lab File ID: 29551\_05.D  
 Analysis Method: TO-15 Date Collected: 03/12/2018 00:00  
 Sample wt/vol: 200 (mL) Date Analyzed: 03/13/2018 13:08  
 Soil Aliquot Vol: \_\_\_\_\_ Dilution Factor: 1  
 Soil Extract Vol.: \_\_\_\_\_ GC Column: RTX-624 ID: 0.32 (mm)  
 % Moisture: \_\_\_\_\_ Level: (low/med) Low  
 Analysis Batch No.: 127298 Units: ppb v/v

CAS NO.	COMPOUND NAME	RESULT	Q	RL	RL
100-44-7	Benzyl chloride	0.20	U	0.20	0.20
104-51-8	n-Butylbenzene	0.20	U	0.20	0.20
95-50-1	1,2-Dichlorobenzene	0.20	U	0.20	0.20
120-82-1	1,2,4-Trichlorobenzene	0.50	U	0.50	0.50
87-68-3	Hexachlorobutadiene	0.20	U	0.20	0.20
91-20-3	Naphthalene	0.50	U	0.50	0.50

TestAmerica Burlington  
Target Compound Quantitation Report

Data File: \\ChromNA\Burlington\ChromData\CHC.i\20180313-29551.b\29551\_05.D  
 Lims ID: 200-42576-A-1  
 Client ID: 6492  
 Sample Type: Client  
 Inject. Date: 13-Mar-2018 13:08:30 ALS Bottle#: 5 Worklist Smp#: 5  
 Purge Vol: 200.000 mL Dil. Factor: 1.0000  
 Sample Info: 200-0029551-006  
 Operator ID: pad Instrument ID: CHC.i  
 Method: \\ChromNA\Burlington\ChromData\CHC.i\20180313-29551.b\TO15\_MasterMethod\_(v1)\_CHC.i.m  
 Limit Group: AI\_TO15\_ICAL  
 Last Update: 14-Mar-2018 16:17:53 Calib Date: 26-Jan-2018 01:35:30  
 Integrator: RTE ID Type: Deconvolution ID  
 Quant Method: Internal Standard Quant By: Initial Calibration  
 Last ICal File: \\ChromNA\Burlington\ChromData\CHC.i\20180125-28916.b\28916\_12.D  
 Column 1 : RTX-624 (0.32 mm) Det: MS SCAN  
 Process Host: XAWRK007

First Level Reviewer: bunmaa

Date: 14-Mar-2018 16:17:53

Compound	Sig	RT (min.)	Adj RT (min.)	Dlt RT (min.)	Q	Response	OnCol Amt ppb v/v	Flags
1 Propene	41		2.967				ND	Ua
2 Dichlorodifluoromethane	85		3.031				ND	
3 Chlorodifluoromethane	51		3.085				ND	
4 1,2-Dichloro-1,1,2,2-tetra	85		3.293				ND	
5 Chloromethane	50		3.426				ND	Ua
6 Butane	43		3.629				ND	Ua
7 Vinyl chloride	62		3.666				ND	
8 Butadiene	54		3.741				ND	
10 Bromomethane	94		4.414				ND	
11 Chloroethane	64		4.654				ND	
13 Vinyl bromide	106		5.043				ND	
14 Trichlorofluoromethane	101		5.155				ND	
17 Ethanol	45		5.732				ND	
20 1,1,2-Trichloro-1,2,2-trif	101		6.249				ND	
21 1,1-Dichloroethene	96		6.276				ND	
22 Acetone	43		6.500				ND	Ua
23 Carbon disulfide	76		6.655				ND	
24 Isopropyl alcohol	45		6.826				ND	
25 3-Chloro-1-propene	41		7.071				ND	
27 Methylene Chloride	49		7.365				ND	
28 2-Methyl-2-propanol	59		7.600				ND	
29 Methyl tert-butyl ether	73		7.781				ND	
31 trans-1,2-Dichloroethene	61		7.818				ND	
33 Hexane	57		8.219				ND	
34 1,1-Dichloroethane	63		8.688				ND	
35 Vinyl acetate	43		8.774				ND	
37 cis-1,2-Dichloroethene	96		9.809				ND	
38 2-Butanone (MEK)	72		9.846				ND	
39 Ethyl acetate	88		9.911				ND	
S 30 1,2-Dichloroethene, Total	61		10.200				ND	
41 Tetrahydrofuran	42		10.273				ND	
* 40 Chlorobromomethane	128	10.268	10.273	-0.005	89	195284	10.0	

Compound	Sig	RT (min.)	Adj RT (min.)	Dlt RT (min.)	Q	Response	OnCol Amt ppb v/v	Flags
42 Chloroform	83	10.423	10.423	0.005	91	3803	0.1273	M
43 Cyclohexane	84		10.658				ND	
44 1,1,1-Trichloroethane	97		10.679				ND	
45 Carbon tetrachloride	117	10.941	10.941	0.000	90	2332	0.0876	
46 Isooctane	57		11.394				ND	
47 Benzene	78		11.400				ND	
48 1,2-Dichloroethane	62		11.581				ND	
49 n-Heptane	43		11.800				ND	
* 50 1,4-Difluorobenzene	114	12.259	12.259	0.000	98	1030842	10.0	
53 Trichloroethene	95		12.734				ND	
54 1,2-Dichloropropane	63		13.273				ND	
55 Methyl methacrylate	69		13.465				ND	
56 1,4-Dioxane	88		13.508				ND	
57 Dibromomethane	174		13.534				ND	
58 Dichlorobromomethane	83		13.849				ND	
60 cis-1,3-Dichloropropene	75		14.799				ND	
61 4-Methyl-2-pentanone (MIBK)	43		15.082				ND	
65 Toluene	92		15.397				ND	
66 trans-1,3-Dichloropropene	75		16.000				ND	
67 1,1,2-Trichloroethane	83		16.368				ND	
68 Tetrachloroethene	166		16.491				ND	
69 2-Hexanone	43		16.816				ND	
71 Chlorodibromomethane	129		17.137				ND	
72 Ethylene Dibromide	107		17.393				ND	
* 74 Chlorobenzene-d5	117	18.300	18.300	0.000	97	1019798	10.0	
75 Chlorobenzene	112		18.359				ND	
76 Ethylbenzene	91		18.519				ND	U
78 m-Xylene & p-Xylene	106		18.764				ND	
79 o-Xylene	106		19.602				ND	
80 Styrene	104		19.656				ND	
81 Bromoform	173		20.088				ND	
S 73 Xylenes, Total	106		20.100				ND	
82 Isopropylbenzene	105		20.312				ND	
84 1,1,2,2-Tetrachloroethane	83		20.979				ND	
85 N-Propylbenzene	91		21.049				ND	
88 4-Ethyltoluene	105		21.246				ND	
89 2-Chlorotoluene	91		21.246				ND	
90 1,3,5-Trimethylbenzene	105		21.353				ND	
92 tert-Butylbenzene	119		21.849				ND	
93 1,2,4-Trimethylbenzene	105		21.945				ND	
94 sec-Butylbenzene	105		22.180				ND	
95 4-Isopropyltoluene	119		22.383				ND	
96 1,3-Dichlorobenzene	146		22.410				ND	
97 1,4-Dichlorobenzene	146		22.548				ND	
98 Benzyl chloride	91		22.740				ND	
100 n-Butylbenzene	91		22.949				ND	
101 1,2-Dichlorobenzene	146		23.071				ND	
103 1,2,4-Trichlorobenzene	180		25.489				ND	
104 Hexachlorobutadiene	225		25.681				ND	
105 Naphthalene	128		25.943				ND	

### QC Flag Legend

#### Review Flags

M - Manually Integrated

U - Marked Undetected

a - User Assigned ID

### Reagents:

ATTO15CISs\_00010

Amount Added: 20.00

Units: mL

Run Reagent

- 1
- 2
- 3
- 4
- 5
- 6
- 7
- 8
- 9
- 10
- 11
- 12
- 13
- 14
- 15

TestAmerica Burlington

Data File: \\ChromNA\Burlington\ChromData\CHC.i\20180313-29551.b\29551\_05.D

Injection Date: 13-Mar-2018 13:08:30

Instrument ID: CHC.i

Operator ID: pad

Lims ID: 200-42576-A-1

Lab Sample ID: 200-42576-1

Worklist Smp#: 5

Client ID: 6492

Purge Vol: 200.000 mL

Dil. Factor: 1.0000

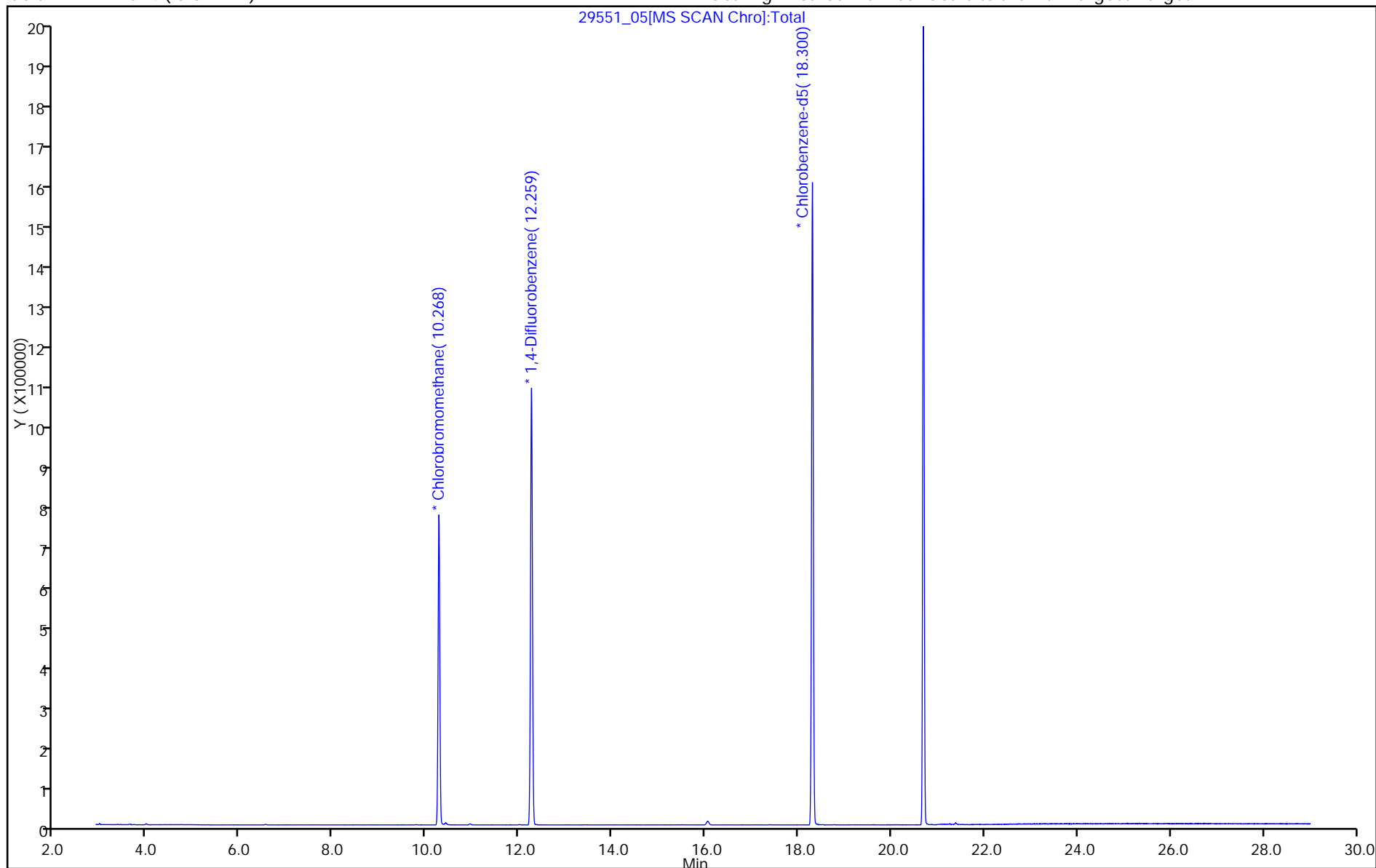
ALS Bottle#: 5

Method: TO15\_MasterMethod\_(v1)\_CHC.i

Limit Group: AI\_TO15\_ICAL

Column: RTX-624 (0.32 mm)

Y Scaling: Method Defined: Scale to the Nth Largest Target: 1

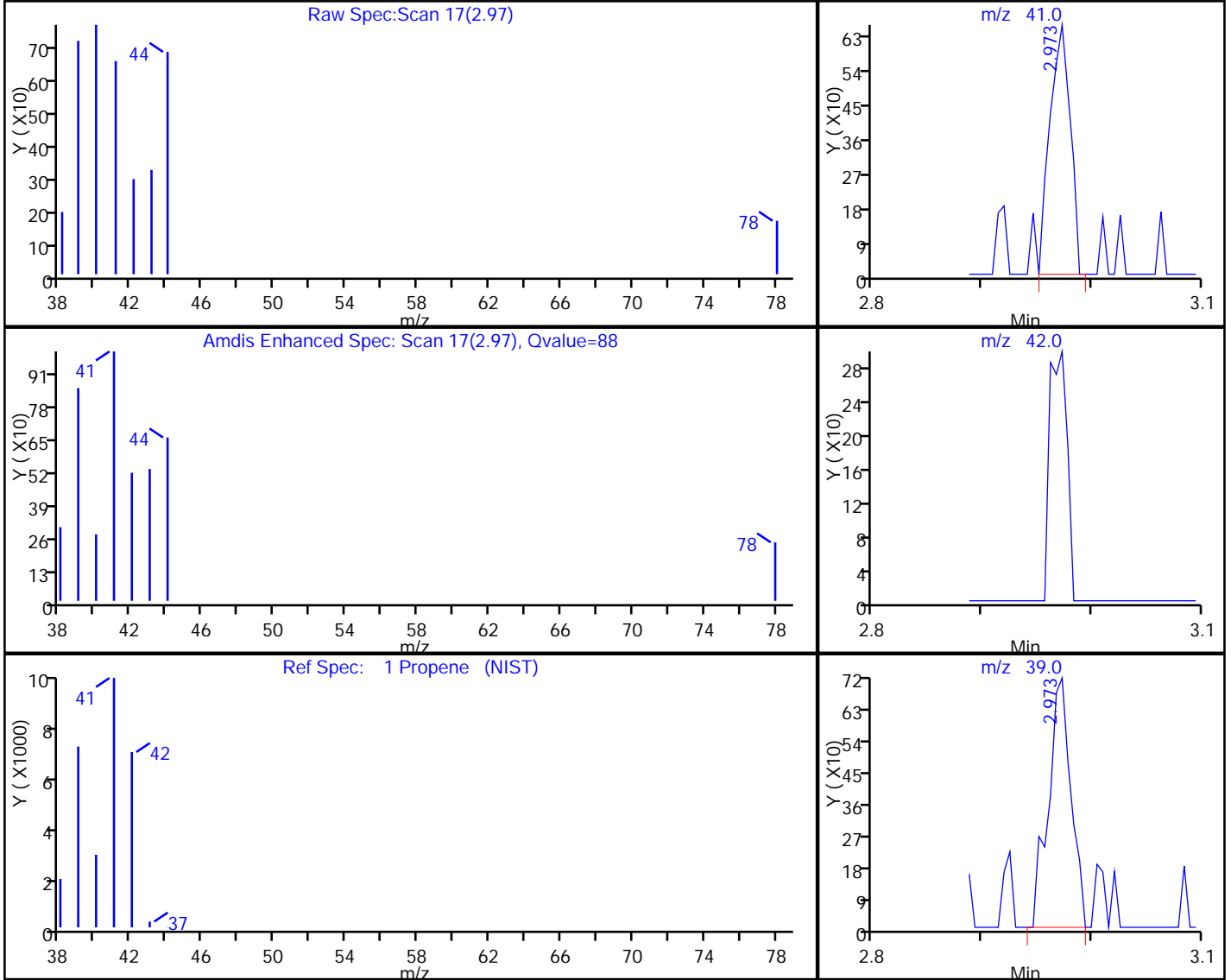


TestAmerica Burlington

Data File: \\ChromNA\Burlington\ChromData\CHC.i\20180313-29551.b\29551\_05.D  
 Injection Date: 13-Mar-2018 13:08:30 Instrument ID: CHC.i  
 Lims ID: 200-42576-A-1 Lab Sample ID: 200-42576-1  
 Client ID: 6492  
 Operator ID: pad ALS Bottle#: 5 Worklist Smp#: 5  
 Purge Vol: 200.000 mL Dil. Factor: 1.0000  
 Method: TO15\_MasterMethod\_(v1)\_CHC.i Limit Group: AI\_TO15\_ICAL  
 Column: RTX-624 (0.32 mm) Detector: MS SCAN

1 Propene, CAS: 115-07-1

Processing Results



RT	Mass	Response	Amount
2.97	41.00	849	0.050291
2.98	42.00	0	
2.97	39.00	1032	

Reviewer: bunmaa, 14-Mar-2018 16:17:53  
 Audit Action: Marked Compound Undetected

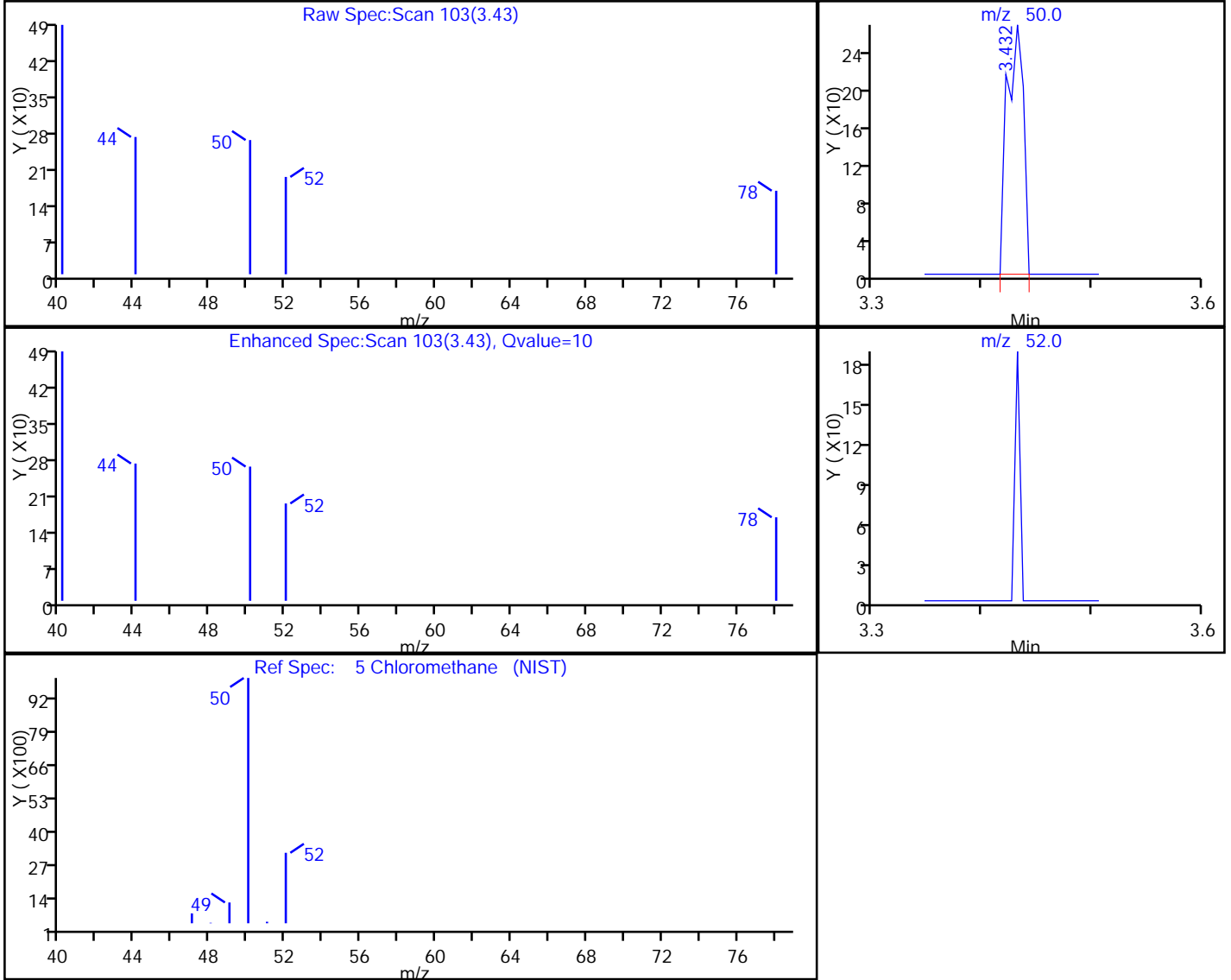
Audit Reason: Invalid Compound ID

TestAmerica Burlington

Data File: \\ChromNA\Burlington\ChromData\CHC.i\20180313-29551.b\29551\_05.D  
Injection Date: 13-Mar-2018 13:08:30 Instrument ID: CHC.i  
Lims ID: 200-42576-A-1 Lab Sample ID: 200-42576-1  
Client ID: 6492  
Operator ID: pad ALS Bottle#: 5 Worklist Smp#: 5  
Purge Vol: 200.000 mL Dil. Factor: 1.0000  
Method: TO15\_MasterMethod\_(v1)\_CHC.i Limit Group: AI\_TO15\_ICAL  
Column: RTX-624 (0.32 mm) Detector: MS SCAN

5 Chloromethane, CAS: 74-87-3

Processing Results



RT	Mass	Response	Amount
3.43	50.00	273	0.015788
3.43	52.00	0	

Reviewer: bunmaa, 14-Mar-2018 16:17:53  
Audit Action: Marked Compound Undetected

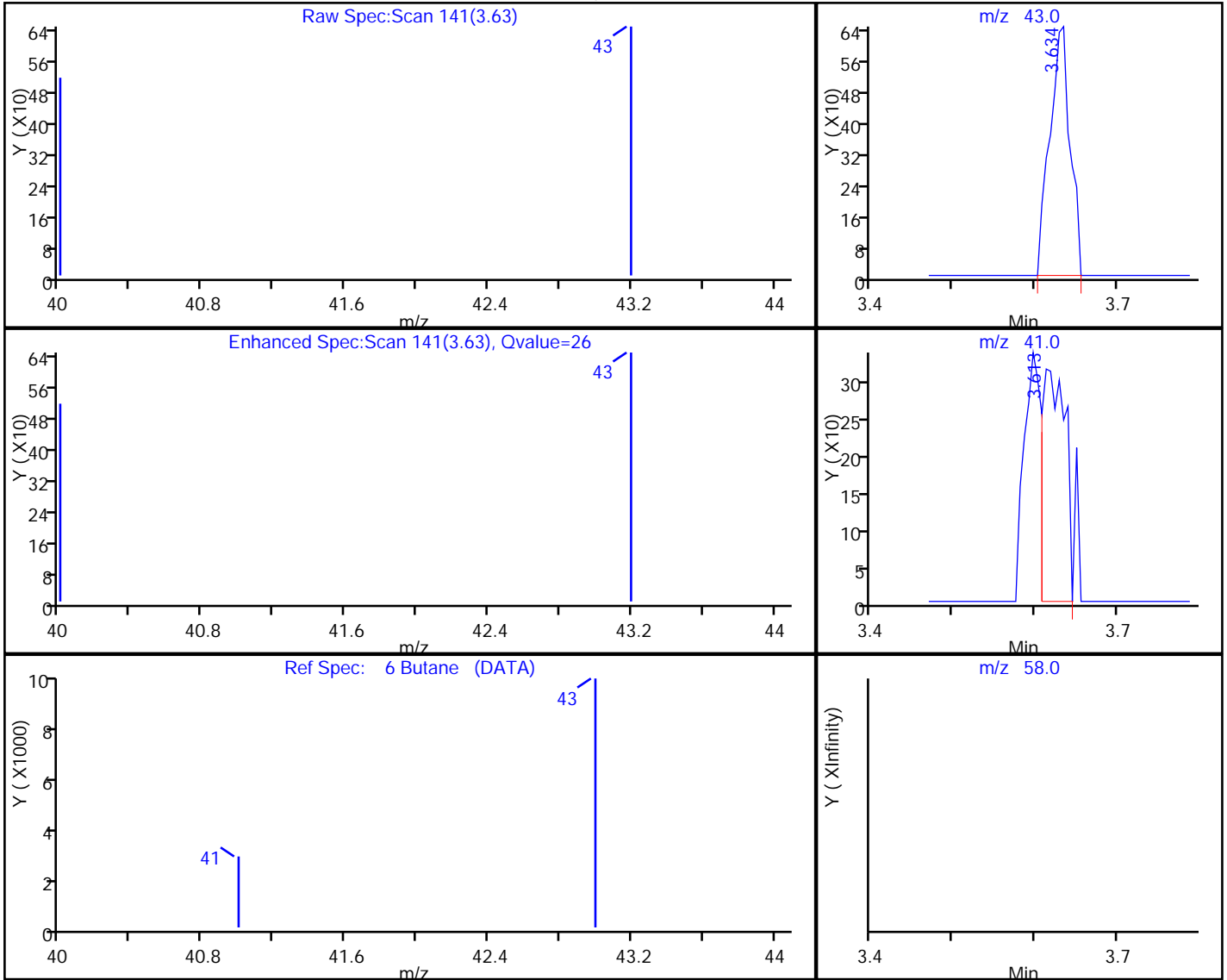
Audit Reason: Invalid Compound ID

TestAmerica Burlington

Data File: \\ChromNA\Burlington\ChromData\CHC.i\20180313-29551.b\29551\_05.D  
 Injection Date: 13-Mar-2018 13:08:30 Instrument ID: CHC.i  
 Lims ID: 200-42576-A-1 Lab Sample ID: 200-42576-1  
 Client ID: 6492  
 Operator ID: pad ALS Bottle#: 5 Worklist Smp#: 5  
 Purge Vol: 200.000 mL Dil. Factor: 1.0000  
 Method: TO15\_MasterMethod\_(v1)\_CHC.i Limit Group: AI\_TO15\_ICAL  
 Column: RTX-624 (0.32 mm) Detector: MS SCAN

6 Butane, CAS: 106-97-8

Processing Results



RT	Mass	Response	Amount
3.63	43.00	1112	0.033212
3.61	41.00	615	
3.62	58.00	0	

Reviewer: bunmaa, 14-Mar-2018 16:17:53  
 Audit Action: Marked Compound Undetected

Audit Reason: Invalid Compound ID



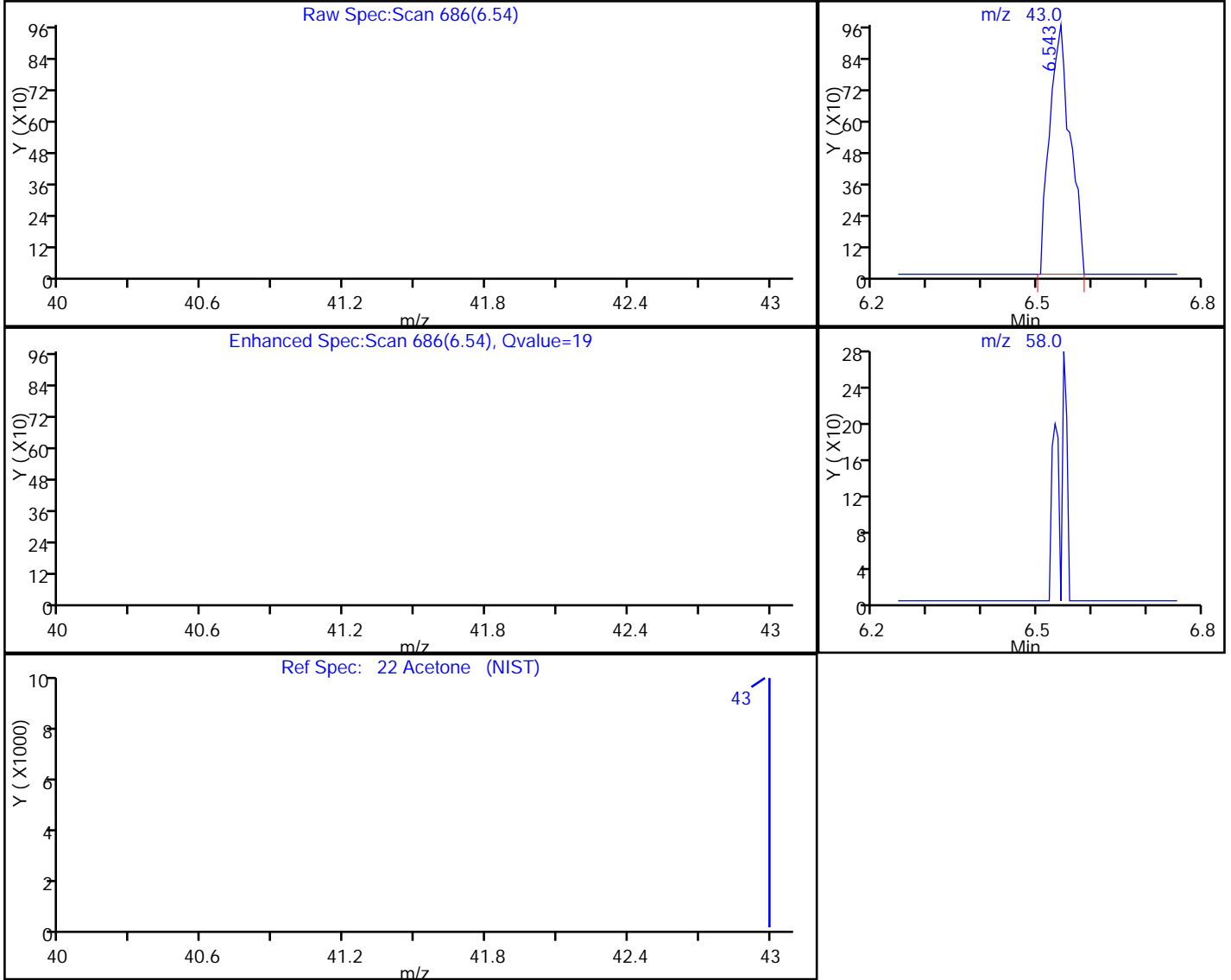


TestAmerica Burlington

Data File: \\ChromNA\Burlington\ChromData\CHC.i\20180313-29551.b\29551\_05.D  
Injection Date: 13-Mar-2018 13:08:30 Instrument ID: CHC.i  
Lims ID: 200-42576-A-1 Lab Sample ID: 200-42576-1  
Client ID: 6492  
Operator ID: pad ALS Bottle#: 5 Worklist Smp#: 5  
Purge Vol: 200.000 mL Dil. Factor: 1.0000  
Method: TO15\_MasterMethod\_(v1)\_CHC.i Limit Group: AI\_TO15\_ICAL  
Column: RTX-624 (0.32 mm) Detector: MS SCAN

22 Acetone, CAS: 67-64-1

Processing Results



RT	Mass	Response	Amount
6.54	43.00	2510	0.085381
6.56	58.00	0	

Reviewer: bunmaa, 14-Mar-2018 16:17:53  
Audit Action: Marked Compound Undetected

Audit Reason: Invalid Compound ID

TestAmerica Burlington

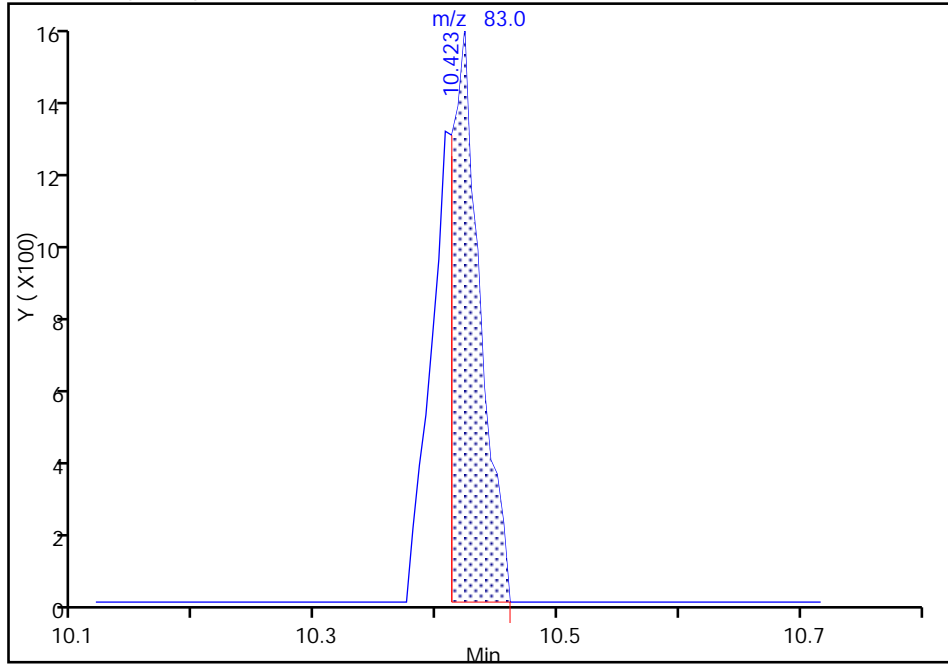
Data File: \\ChromNA\Burlington\ChromData\CHC.i\20180313-29551.b\29551\_05.D  
Injection Date: 13-Mar-2018 13:08:30 Instrument ID: CHC.i  
Lims ID: 200-42576-A-1 Lab Sample ID: 200-42576-1  
Client ID: 6492  
Operator ID: pad ALS Bottle#: 5 Worklist Smp#: 5  
Purge Vol: 200.000 mL Dil. Factor: 1.0000  
Method: TO15\_MasterMethod\_(v1)\_CHC.i Limit Group: AI\_TO15\_ICAL  
Column: RTX-624 (0.32 mm) Detector: MS SCAN

42 Chloroform, CAS: 67-66-3

Signal: 1

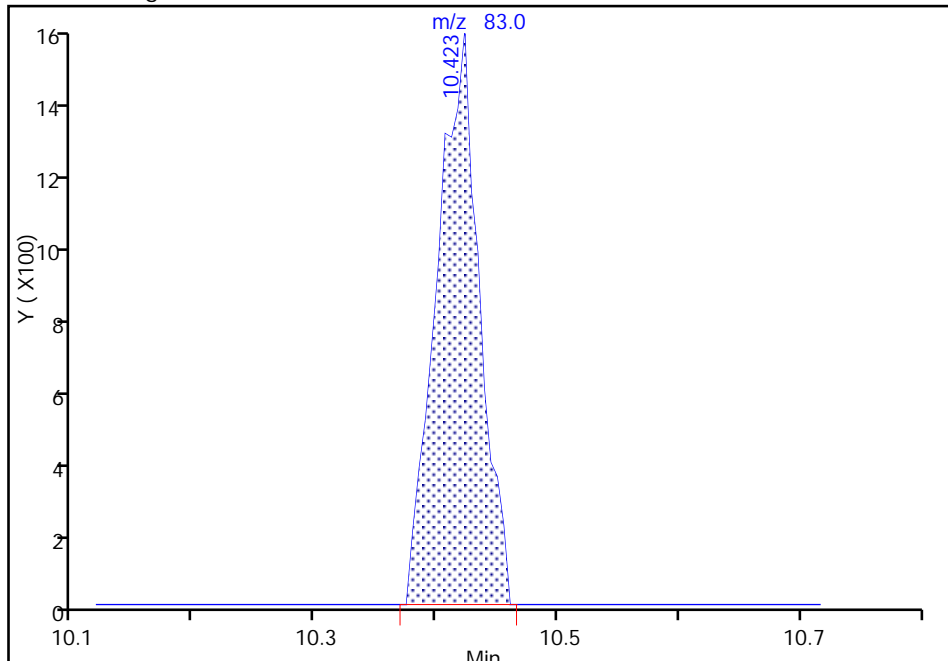
RT: 10.42  
Area: 2509  
Amount: 0.083991  
Amount Units: ppb v/v

Processing Integration Results



RT: 10.42  
Area: 3803  
Amount: 0.127309  
Amount Units: ppb v/v

Manual Integration Results



Reviewer: bunmaa, 14-Mar-2018 16:16:34

Audit Action: Manually Integrated

Audit Reason: Assign Peak

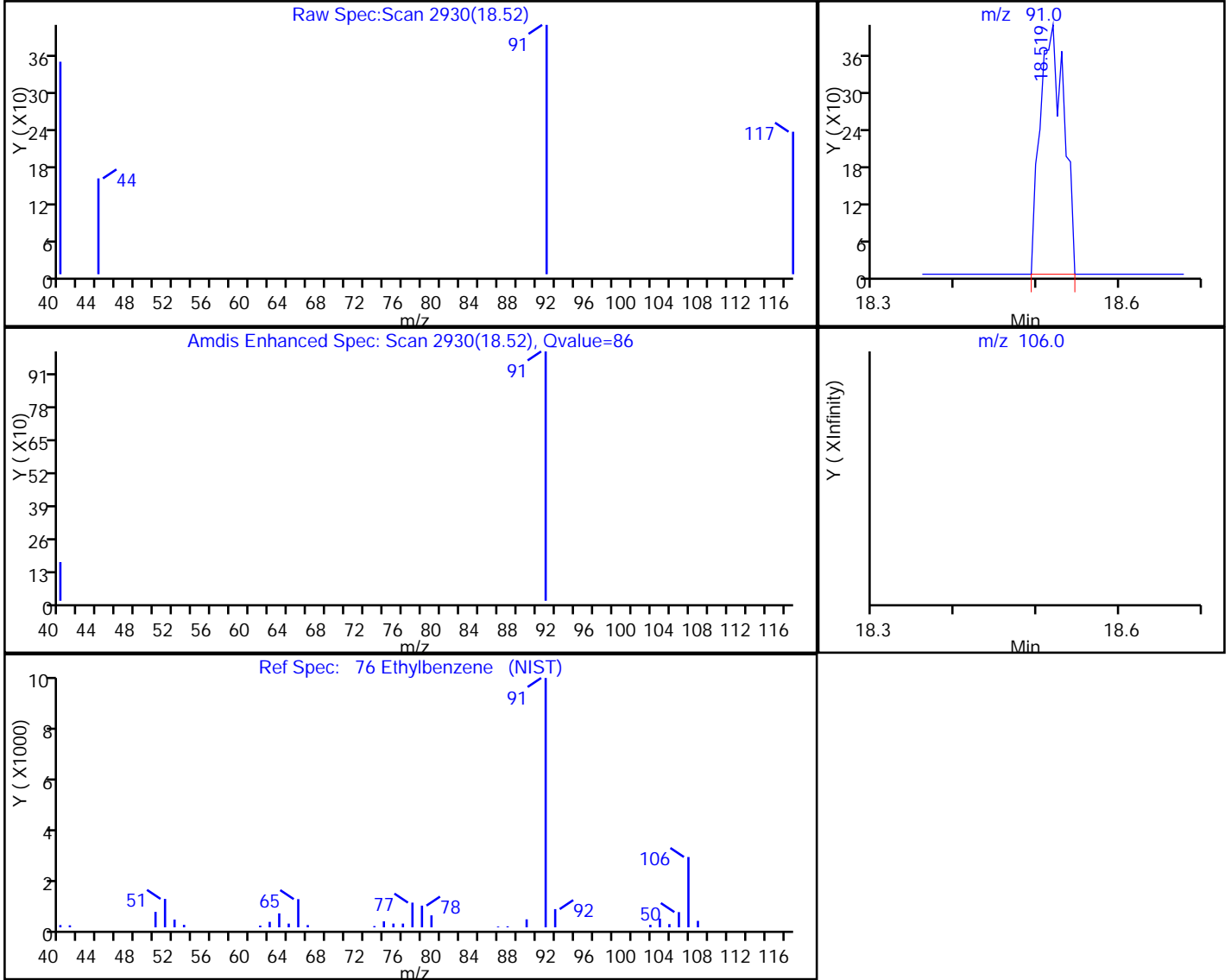


TestAmerica Burlington

Data File: \\ChromNA\Burlington\ChromData\CHC.i\20180313-29551.b\29551\_05.D  
 Injection Date: 13-Mar-2018 13:08:30 Instrument ID: CHC.i  
 Lims ID: 200-42576-A-1 Lab Sample ID: 200-42576-1  
 Client ID: 6492  
 Operator ID: pad ALS Bottle#: 5 Worklist Smp#: 5  
 Purge Vol: 200.000 mL Dil. Factor: 1.0000  
 Method: TO15\_MasterMethod\_(v1)\_CHC.i Limit Group: AI\_TO15\_ICAL  
 Column: RTX-624 (0.32 mm) Detector: MS SCAN

76 Ethylbenzene, CAS: 100-41-4

Processing Results



RT	Mass	Response	Amount
18.52	91.00	815	0.010368
18.52	106.00	0	

Reviewer: bunmaa, 14-Mar-2018 16:17:53

Audit Action: Marked Compound Undetected

Audit Reason: Invalid Compound ID

FORM I  
AIR - GC/MS VOA ORGANICS ANALYSIS DATA SHEET

Lab Name: TestAmerica Burlington Job No.: 200-42576-1  
 SDG No.: \_\_\_\_\_  
 Client Sample ID: 6494 Lab Sample ID: 200-42576-2  
 Matrix: Air Lab File ID: 29551\_06.D  
 Analysis Method: TO-15 Date Collected: 03/12/2018 00:00  
 Sample wt/vol: 200 (mL) Date Analyzed: 03/13/2018 14:01  
 Soil Aliquot Vol: \_\_\_\_\_ Dilution Factor: 1  
 Soil Extract Vol.: \_\_\_\_\_ GC Column: RTX-624 ID: 0.32 (mm)  
 % Moisture: \_\_\_\_\_ Level: (low/med) Low  
 Analysis Batch No.: 127298 Units: ppb v/v

CAS NO.	COMPOUND NAME	RESULT	Q	RL	RL
115-07-1	Propylene	5.0	U	5.0	5.0
75-71-8	Dichlorodifluoromethane	0.50	U	0.50	0.50
75-45-6	Freon 22	0.50	U	0.50	0.50
76-14-2	1,2-Dichlorotetrafluoroethane	0.20	U	0.20	0.20
74-87-3	Chloromethane	0.50	U	0.50	0.50
106-97-8	n-Butane	0.50	U	0.50	0.50
75-01-4	Vinyl chloride	0.20	U	0.20	0.20
106-99-0	1,3-Butadiene	0.20	U	0.20	0.20
74-83-9	Bromomethane	0.20	U	0.20	0.20
75-00-3	Chloroethane	0.50	U	0.50	0.50
593-60-2	Bromoethene (Vinyl Bromide)	0.20	U	0.20	0.20
75-69-4	Trichlorofluoromethane	0.20	U	0.20	0.20
64-17-5	Ethanol	5.0	U	5.0	5.0
76-13-1	Freon TF	0.20	U	0.20	0.20
75-35-4	1,1-Dichloroethene	0.20	U	0.20	0.20
67-64-1	Acetone	5.0	U *	5.0	5.0
67-63-0	Isopropyl alcohol	5.0	U	5.0	5.0
75-15-0	Carbon disulfide	0.50	U	0.50	0.50
107-05-1	3-Chloropropene	0.50	U	0.50	0.50
75-09-2	Methylene Chloride	0.50	U	0.50	0.50
75-65-0	tert-Butyl alcohol	5.0	U	5.0	5.0
1634-04-4	Methyl tert-butyl ether	0.20	U	0.20	0.20
156-60-5	trans-1,2-Dichloroethene	0.20	U	0.20	0.20
110-54-3	n-Hexane	0.20	U	0.20	0.20
75-34-3	1,1-Dichloroethane	0.20	U	0.20	0.20
108-05-4	Vinyl acetate	5.0	U	5.0	5.0
141-78-6	Ethyl acetate	5.0	U	5.0	5.0
78-93-3	Methyl Ethyl Ketone	0.50	U	0.50	0.50
156-59-2	cis-1,2-Dichloroethene	0.20	U	0.20	0.20
540-59-0	1,2-Dichloroethene, Total	0.40	U	0.40	0.40
67-66-3	Chloroform	0.20	U	0.20	0.20
109-99-9	Tetrahydrofuran	5.0	U	5.0	5.0
71-55-6	1,1,1-Trichloroethane	0.20	U	0.20	0.20
110-82-7	Cyclohexane	0.20	U	0.20	0.20
56-23-5	Carbon tetrachloride	0.20	U	0.20	0.20
540-84-1	2,2,4-Trimethylpentane	0.20	U	0.20	0.20

FORM I  
AIR - GC/MS VOA ORGANICS ANALYSIS DATA SHEET

Lab Name: TestAmerica Burlington Job No.: 200-42576-1  
 SDG No.: \_\_\_\_\_  
 Client Sample ID: 6494 Lab Sample ID: 200-42576-2  
 Matrix: Air Lab File ID: 29551\_06.D  
 Analysis Method: TO-15 Date Collected: 03/12/2018 00:00  
 Sample wt/vol: 200 (mL) Date Analyzed: 03/13/2018 14:01  
 Soil Aliquot Vol: \_\_\_\_\_ Dilution Factor: 1  
 Soil Extract Vol.: \_\_\_\_\_ GC Column: RTX-624 ID: 0.32 (mm)  
 % Moisture: \_\_\_\_\_ Level: (low/med) Low  
 Analysis Batch No.: 127298 Units: ppb v/v

CAS NO.	COMPOUND NAME	RESULT	Q	RL	RL
71-43-2	Benzene	0.20	U	0.20	0.20
107-06-2	1,2-Dichloroethane	0.20	U	0.20	0.20
142-82-5	n-Heptane	0.20	U	0.20	0.20
79-01-6	Trichloroethene	0.20	U	0.20	0.20
80-62-6	Methyl methacrylate	0.50	U	0.50	0.50
78-87-5	1,2-Dichloropropane	0.20	U	0.20	0.20
123-91-1	1,4-Dioxane	5.0	U	5.0	5.0
75-27-4	Bromodichloromethane	0.20	U	0.20	0.20
10061-01-5	cis-1,3-Dichloropropene	0.20	U	0.20	0.20
108-10-1	methyl isobutyl ketone	0.50	U	0.50	0.50
108-88-3	Toluene	0.20	U	0.20	0.20
10061-02-6	trans-1,3-Dichloropropene	0.20	U	0.20	0.20
79-00-5	1,1,2-Trichloroethane	0.20	U	0.20	0.20
127-18-4	Tetrachloroethene	0.20	U	0.20	0.20
591-78-6	Methyl Butyl Ketone (2-Hexanone)	0.50	U *	0.50	0.50
124-48-1	Dibromochloromethane	0.20	U	0.20	0.20
106-93-4	1,2-Dibromoethane	0.20	U	0.20	0.20
108-90-7	Chlorobenzene	0.20	U	0.20	0.20
100-41-4	Ethylbenzene	0.20	U	0.20	0.20
179601-23-1	m,p-Xylene	0.50	U	0.50	0.50
95-47-6	Xylene, o-	0.20	U	0.20	0.20
1330-20-7	Xylene (total)	0.70	U	0.70	0.70
100-42-5	Styrene	0.20	U	0.20	0.20
75-25-2	Bromoform	0.20	U	0.20	0.20
98-82-8	Cumene	0.20	U	0.20	0.20
79-34-5	1,1,2,2-Tetrachloroethane	0.20	U	0.20	0.20
103-65-1	n-Propylbenzene	0.20	U	0.20	0.20
622-96-8	4-Ethyltoluene	0.20	U	0.20	0.20
108-67-8	1,3,5-Trimethylbenzene	0.20	U	0.20	0.20
95-49-8	2-Chlorotoluene	0.20	U	0.20	0.20
98-06-6	tert-Butylbenzene	0.20	U	0.20	0.20
95-63-6	1,2,4-Trimethylbenzene	0.20	U	0.20	0.20
135-98-8	sec-Butylbenzene	0.20	U	0.20	0.20
99-87-6	4-Isopropyltoluene	0.20	U	0.20	0.20
541-73-1	1,3-Dichlorobenzene	0.20	U	0.20	0.20
106-46-7	1,4-Dichlorobenzene	0.20	U	0.20	0.20

FORM I  
AIR - GC/MS VOA ORGANICS ANALYSIS DATA SHEET

Lab Name: TestAmerica Burlington Job No.: 200-42576-1  
 SDG No.: \_\_\_\_\_  
 Client Sample ID: 6494 Lab Sample ID: 200-42576-2  
 Matrix: Air Lab File ID: 29551\_06.D  
 Analysis Method: TO-15 Date Collected: 03/12/2018 00:00  
 Sample wt/vol: 200 (mL) Date Analyzed: 03/13/2018 14:01  
 Soil Aliquot Vol: \_\_\_\_\_ Dilution Factor: 1  
 Soil Extract Vol.: \_\_\_\_\_ GC Column: RTX-624 ID: 0.32 (mm)  
 % Moisture: \_\_\_\_\_ Level: (low/med) Low  
 Analysis Batch No.: 127298 Units: ppb v/v

CAS NO.	COMPOUND NAME	RESULT	Q	RL	RL
100-44-7	Benzyl chloride	0.20	U	0.20	0.20
104-51-8	n-Butylbenzene	0.20	U	0.20	0.20
95-50-1	1,2-Dichlorobenzene	0.20	U	0.20	0.20
120-82-1	1,2,4-Trichlorobenzene	0.50	U	0.50	0.50
87-68-3	Hexachlorobutadiene	0.20	U	0.20	0.20
91-20-3	Naphthalene	0.50	U	0.50	0.50

TestAmerica Burlington  
Target Compound Quantitation Report

Data File: \\ChromNA\Burlington\ChromData\CHC.i\20180313-29551.b\29551\_06.D  
 Lims ID: 200-42576-A-2  
 Client ID: 6494  
 Sample Type: Client  
 Inject. Date: 13-Mar-2018 14:01:30 ALS Bottle#: 6 Worklist Smp#: 6  
 Purge Vol: 200.000 mL Dil. Factor: 1.0000  
 Sample Info: 200-0029551-005  
 Operator ID: pad Instrument ID: CHC.i  
 Method: \\ChromNA\Burlington\ChromData\CHC.i\20180313-29551.b\TO15\_MasterMethod\_(v1)\_CHC.i.m  
 Limit Group: AI\_TO15\_ICAL  
 Last Update: 14-Mar-2018 16:17:53 Calib Date: 26-Jan-2018 01:35:30  
 Integrator: RTE ID Type: Deconvolution ID  
 Quant Method: Internal Standard Quant By: Initial Calibration  
 Last ICal File: \\ChromNA\Burlington\ChromData\CHC.i\20180125-28916.b\28916\_12.D  
 Column 1 : RTX-624 ( 0.32 mm) Det: MS SCAN  
 Process Host: XAWRK007

First Level Reviewer: bunmaa

Date:

14-Mar-2018 16:19:45

Compound	Sig	RT (min.)	Adj RT (min.)	Dlt RT (min.)	Q	Response	OnCol Amt ppb v/v	Flags
1 Propene	41		2.967				ND	
2 Dichlorodifluoromethane	85		3.031				ND	
3 Chlorodifluoromethane	51		3.085				ND	
4 1,2-Dichloro-1,1,2,2-tetra	85		3.293				ND	
5 Chloromethane	50		3.426				ND	
6 Butane	43		3.629				ND	
7 Vinyl chloride	62		3.666				ND	
8 Butadiene	54		3.741				ND	
10 Bromomethane	94		4.414				ND	
11 Chloroethane	64		4.654				ND	
13 Vinyl bromide	106		5.043				ND	
14 Trichlorofluoromethane	101		5.155				ND	
17 Ethanol	45		5.732				ND	
20 1,1,2-Trichloro-1,2,2-trif	101		6.249				ND	
21 1,1-Dichloroethene	96		6.276				ND	
22 Acetone	43		6.500				ND	
23 Carbon disulfide	76		6.655				ND	
24 Isopropyl alcohol	45		6.826				ND	
25 3-Chloro-1-propene	41		7.071				ND	
27 Methylene Chloride	49		7.365				ND	
28 2-Methyl-2-propanol	59		7.600				ND	
29 Methyl tert-butyl ether	73		7.781				ND	
31 trans-1,2-Dichloroethene	61		7.818				ND	
33 Hexane	57		8.219				ND	
34 1,1-Dichloroethane	63		8.688				ND	
35 Vinyl acetate	43		8.774				ND	
37 cis-1,2-Dichloroethene	96		9.809				ND	
38 2-Butanone (MEK)	72		9.846				ND	
39 Ethyl acetate	88		9.911				ND	
S 30 1,2-Dichloroethene, Total	61		10.200				ND	
41 Tetrahydrofuran	42		10.273				ND	
* 40 Chlorobromomethane	128	10.274	10.273	0.001	90	197697	10.0	

Compound	Sig	RT (min.)	Adj RT (min.)	Dlt RT (min.)	Q	Response	OnCol Amt ppb v/v	Flags
42 Chloroform	83		10.418				ND	
43 Cyclohexane	84		10.658				ND	
44 1,1,1-Trichloroethane	97		10.679				ND	
45 Carbon tetrachloride	117		10.941				ND	
46 Isooctane	57		11.394				ND	
47 Benzene	78		11.400				ND	
48 1,2-Dichloroethane	62		11.581				ND	
49 n-Heptane	43		11.800				ND	
* 50 1,4-Difluorobenzene	114	12.259	12.259	0.000	98	1041794	10.0	
53 Trichloroethene	95		12.734				ND	
54 1,2-Dichloropropane	63		13.273				ND	
55 Methyl methacrylate	69		13.465				ND	
56 1,4-Dioxane	88		13.508				ND	
57 Dibromomethane	174		13.534				ND	
58 Dichlorobromomethane	83		13.849				ND	
60 cis-1,3-Dichloropropene	75		14.799				ND	
61 4-Methyl-2-pentanone (MIBK)	43		15.082				ND	
65 Toluene	92		15.397				ND	
66 trans-1,3-Dichloropropene	75		16.000				ND	
67 1,1,2-Trichloroethane	83		16.368				ND	
68 Tetrachloroethene	166		16.491				ND	
69 2-Hexanone	43		16.816				ND	
71 Chlorodibromomethane	129		17.137				ND	
72 Ethylene Dibromide	107		17.393				ND	
* 74 Chlorobenzene-d5	117	18.300	18.300	0.000	97	1047376	10.0	
75 Chlorobenzene	112		18.359				ND	
76 Ethylbenzene	91		18.519				ND	U
78 m-Xylene & p-Xylene	106		18.764				ND	
79 o-Xylene	106		19.602				ND	
80 Styrene	104		19.656				ND	
81 Bromoform	173		20.088				ND	
S 73 Xylenes, Total	106		20.100				ND	
82 Isopropylbenzene	105		20.312				ND	
84 1,1,2,2-Tetrachloroethane	83		20.979				ND	
85 N-Propylbenzene	91		21.049				ND	
88 4-Ethyltoluene	105		21.246				ND	
89 2-Chlorotoluene	91		21.246				ND	
90 1,3,5-Trimethylbenzene	105		21.353				ND	
92 tert-Butylbenzene	119		21.849				ND	
93 1,2,4-Trimethylbenzene	105		21.945				ND	
94 sec-Butylbenzene	105		22.180				ND	
95 4-Isopropyltoluene	119		22.383				ND	
96 1,3-Dichlorobenzene	146		22.410				ND	
97 1,4-Dichlorobenzene	146		22.548				ND	
98 Benzyl chloride	91		22.740				ND	
100 n-Butylbenzene	91		22.949				ND	
101 1,2-Dichlorobenzene	146		23.071				ND	
103 1,2,4-Trichlorobenzene	180		25.489				ND	
104 Hexachlorobutadiene	225		25.681				ND	
105 Naphthalene	128		25.943				ND	



[QC Flag Legend](#)

Review Flags

U - Marked Undetected

[Reagents:](#)

ATTO15CISs\_00010

Amount Added: 20.00

Units: mL

Run Reagent

- 1
- 2
- 3
- 4
- 5
- 6
- 7
- 8
- 9
- 10
- 11
- 12
- 13
- 14
- 15

TestAmerica Burlington

Data File: \\ChromNA\Burlington\ChromData\CHC.i\20180313-29551.b\29551\_06.D

Injection Date: 13-Mar-2018 14:01:30

Instrument ID: CHC.i

Operator ID: pad

Lims ID: 200-42576-A-2

Lab Sample ID: 200-42576-2

Worklist Smp#: 6

Client ID: 6494

Purge Vol: 200.000 mL

Dil. Factor: 1.0000

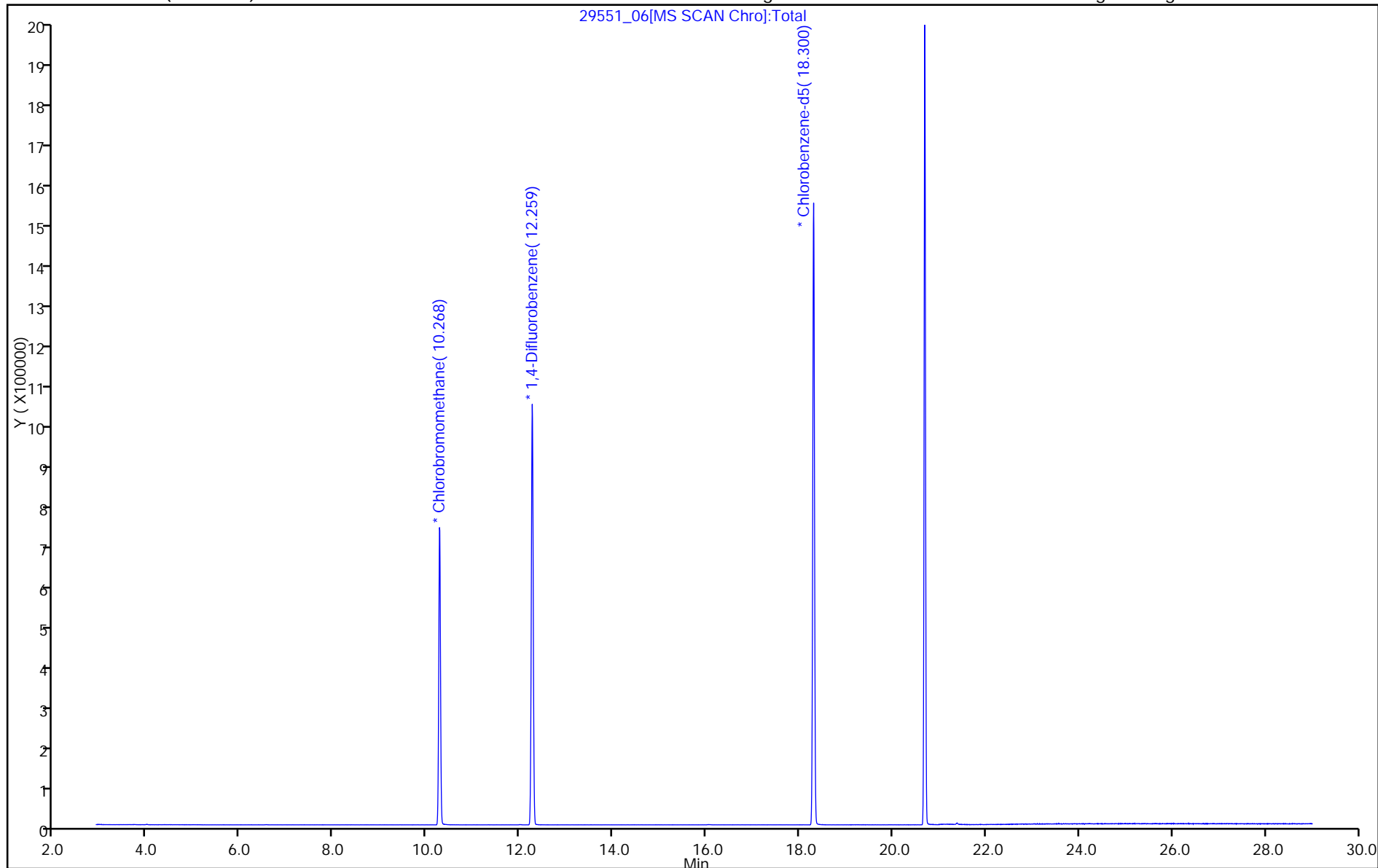
ALS Bottle#: 6

Method: TO15\_MasterMethod\_(v1)\_CHC.i

Limit Group: AI\_TO15\_ICAL

Column: RTX-624 (0.32 mm)

Y Scaling: Method Defined: Scale to the Nth Largest Target: 1

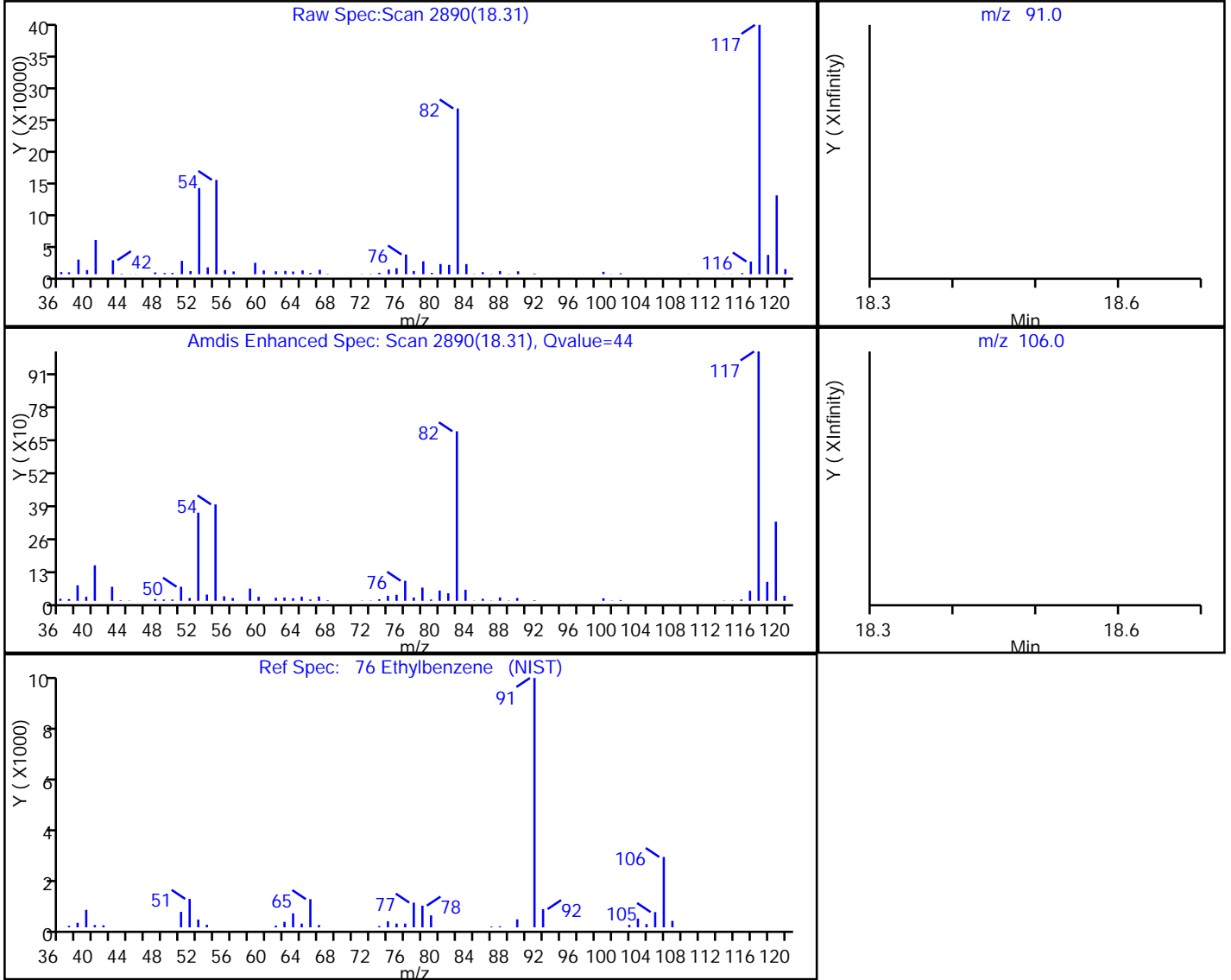


TestAmerica Burlington

Data File: \\ChromNA\Burlington\ChromData\CHC.i\20180313-29551.b\29551\_06.D  
 Injection Date: 13-Mar-2018 14:01:30 Instrument ID: CHC.i  
 Lims ID: 200-42576-A-2 Lab Sample ID: 200-42576-2  
 Client ID: 6494  
 Operator ID: pad ALS Bottle#: 6 Worklist Smp#: 6  
 Purge Vol: 200.000 mL Dil. Factor: 1.0000  
 Method: TO15\_MasterMethod\_(v1)\_CHC.i Limit Group: AI\_TO15\_ICAL  
 Column: RTX-624 (0.32 mm) Detector: MS SCAN

76 Ethylbenzene, CAS: 100-41-4

Processing Results



RT	Mass	Response	Amount
18.31	91.00	1847	0.022878
18.52	106.00	0	

Reviewer: bunmaa, 14-Mar-2018 16:19:45

Audit Action: Marked Compound Undetected

Audit Reason: Invalid Compound ID

FORM I  
AIR - GC/MS VOA ORGANICS ANALYSIS DATA SHEET

Lab Name: TestAmerica Burlington Job No.: 200-42576-1  
 SDG No.: \_\_\_\_\_  
 Client Sample ID: 6459 Lab Sample ID: 200-42576-3  
 Matrix: Air Lab File ID: 29551\_07.D  
 Analysis Method: TO-15 Date Collected: 03/12/2018 00:00  
 Sample wt/vol: 200 (mL) Date Analyzed: 03/13/2018 14:54  
 Soil Aliquot Vol: \_\_\_\_\_ Dilution Factor: 1  
 Soil Extract Vol.: \_\_\_\_\_ GC Column: RTX-624 ID: 0.32 (mm)  
 % Moisture: \_\_\_\_\_ Level: (low/med) Low  
 Analysis Batch No.: 127298 Units: ppb v/v

CAS NO.	COMPOUND NAME	RESULT	Q	RL	RL
115-07-1	Propylene	5.0	U	5.0	5.0
75-71-8	Dichlorodifluoromethane	0.50	U	0.50	0.50
75-45-6	Freon 22	0.50	U	0.50	0.50
76-14-2	1,2-Dichlorotetrafluoroethane	0.20	U	0.20	0.20
74-87-3	Chloromethane	0.50	U	0.50	0.50
106-97-8	n-Butane	0.50	U	0.50	0.50
75-01-4	Vinyl chloride	0.20	U	0.20	0.20
106-99-0	1,3-Butadiene	0.20	U	0.20	0.20
74-83-9	Bromomethane	0.20	U	0.20	0.20
75-00-3	Chloroethane	0.50	U	0.50	0.50
593-60-2	Bromoethene (Vinyl Bromide)	0.20	U	0.20	0.20
75-69-4	Trichlorofluoromethane	0.20	U	0.20	0.20
64-17-5	Ethanol	5.0	U	5.0	5.0
76-13-1	Freon TF	0.20	U	0.20	0.20
75-35-4	1,1-Dichloroethene	0.20	U	0.20	0.20
67-64-1	Acetone	5.0	U *	5.0	5.0
67-63-0	Isopropyl alcohol	5.0	U	5.0	5.0
75-15-0	Carbon disulfide	0.50	U	0.50	0.50
107-05-1	3-Chloropropene	0.50	U	0.50	0.50
75-09-2	Methylene Chloride	0.50	U	0.50	0.50
75-65-0	tert-Butyl alcohol	5.0	U	5.0	5.0
1634-04-4	Methyl tert-butyl ether	0.20	U	0.20	0.20
156-60-5	trans-1,2-Dichloroethene	0.20	U	0.20	0.20
110-54-3	n-Hexane	0.20	U	0.20	0.20
75-34-3	1,1-Dichloroethane	0.20	U	0.20	0.20
108-05-4	Vinyl acetate	5.0	U	5.0	5.0
141-78-6	Ethyl acetate	5.0	U	5.0	5.0
78-93-3	Methyl Ethyl Ketone	0.50	U	0.50	0.50
156-59-2	cis-1,2-Dichloroethene	0.20	U	0.20	0.20
540-59-0	1,2-Dichloroethene, Total	0.40	U	0.40	0.40
67-66-3	Chloroform	0.20	U	0.20	0.20
109-99-9	Tetrahydrofuran	5.0	U	5.0	5.0
71-55-6	1,1,1-Trichloroethane	0.20	U	0.20	0.20
110-82-7	Cyclohexane	0.20	U	0.20	0.20
56-23-5	Carbon tetrachloride	0.20	U	0.20	0.20
540-84-1	2,2,4-Trimethylpentane	0.20	U	0.20	0.20

FORM I  
AIR - GC/MS VOA ORGANICS ANALYSIS DATA SHEET

Lab Name: TestAmerica Burlington Job No.: 200-42576-1  
 SDG No.: \_\_\_\_\_  
 Client Sample ID: 6459 Lab Sample ID: 200-42576-3  
 Matrix: Air Lab File ID: 29551\_07.D  
 Analysis Method: TO-15 Date Collected: 03/12/2018 00:00  
 Sample wt/vol: 200 (mL) Date Analyzed: 03/13/2018 14:54  
 Soil Aliquot Vol: \_\_\_\_\_ Dilution Factor: 1  
 Soil Extract Vol.: \_\_\_\_\_ GC Column: RTX-624 ID: 0.32 (mm)  
 % Moisture: \_\_\_\_\_ Level: (low/med) Low  
 Analysis Batch No.: 127298 Units: ppb v/v

CAS NO.	COMPOUND NAME	RESULT	Q	RL	RL
71-43-2	Benzene	0.20	U	0.20	0.20
107-06-2	1,2-Dichloroethane	0.20	U	0.20	0.20
142-82-5	n-Heptane	0.20	U	0.20	0.20
79-01-6	Trichloroethene	0.20	U	0.20	0.20
80-62-6	Methyl methacrylate	0.50	U	0.50	0.50
78-87-5	1,2-Dichloropropane	0.20	U	0.20	0.20
123-91-1	1,4-Dioxane	5.0	U	5.0	5.0
75-27-4	Bromodichloromethane	0.20	U	0.20	0.20
10061-01-5	cis-1,3-Dichloropropene	0.20	U	0.20	0.20
108-10-1	methyl isobutyl ketone	0.50	U	0.50	0.50
108-88-3	Toluene	0.20	U	0.20	0.20
10061-02-6	trans-1,3-Dichloropropene	0.20	U	0.20	0.20
79-00-5	1,1,2-Trichloroethane	0.20	U	0.20	0.20
127-18-4	Tetrachloroethene	0.20	U	0.20	0.20
591-78-6	Methyl Butyl Ketone (2-Hexanone)	0.50	U *	0.50	0.50
124-48-1	Dibromochloromethane	0.20	U	0.20	0.20
106-93-4	1,2-Dibromoethane	0.20	U	0.20	0.20
108-90-7	Chlorobenzene	0.20	U	0.20	0.20
100-41-4	Ethylbenzene	0.20	U	0.20	0.20
179601-23-1	m,p-Xylene	0.50	U	0.50	0.50
95-47-6	Xylene, o-	0.20	U	0.20	0.20
1330-20-7	Xylene (total)	0.70	U	0.70	0.70
100-42-5	Styrene	0.20	U	0.20	0.20
75-25-2	Bromoform	0.20	U	0.20	0.20
98-82-8	Cumene	0.20	U	0.20	0.20
79-34-5	1,1,2,2-Tetrachloroethane	0.20	U	0.20	0.20
103-65-1	n-Propylbenzene	0.20	U	0.20	0.20
622-96-8	4-Ethyltoluene	0.20	U	0.20	0.20
108-67-8	1,3,5-Trimethylbenzene	0.20	U	0.20	0.20
95-49-8	2-Chlorotoluene	0.20	U	0.20	0.20
98-06-6	tert-Butylbenzene	0.20	U	0.20	0.20
95-63-6	1,2,4-Trimethylbenzene	0.20	U	0.20	0.20
135-98-8	sec-Butylbenzene	0.20	U	0.20	0.20
99-87-6	4-Isopropyltoluene	0.20	U	0.20	0.20
541-73-1	1,3-Dichlorobenzene	0.20	U	0.20	0.20
106-46-7	1,4-Dichlorobenzene	0.20	U	0.20	0.20

FORM I  
AIR - GC/MS VOA ORGANICS ANALYSIS DATA SHEET

Lab Name: TestAmerica Burlington Job No.: 200-42576-1  
 SDG No.: \_\_\_\_\_  
 Client Sample ID: 6459 Lab Sample ID: 200-42576-3  
 Matrix: Air Lab File ID: 29551\_07.D  
 Analysis Method: TO-15 Date Collected: 03/12/2018 00:00  
 Sample wt/vol: 200 (mL) Date Analyzed: 03/13/2018 14:54  
 Soil Aliquot Vol: \_\_\_\_\_ Dilution Factor: 1  
 Soil Extract Vol.: \_\_\_\_\_ GC Column: RTX-624 ID: 0.32 (mm)  
 % Moisture: \_\_\_\_\_ Level: (low/med) Low  
 Analysis Batch No.: 127298 Units: ppb v/v

CAS NO.	COMPOUND NAME	RESULT	Q	RL	RL
100-44-7	Benzyl chloride	0.20	U	0.20	0.20
104-51-8	n-Butylbenzene	0.20	U	0.20	0.20
95-50-1	1,2-Dichlorobenzene	0.20	U	0.20	0.20
120-82-1	1,2,4-Trichlorobenzene	0.50	U	0.50	0.50
87-68-3	Hexachlorobutadiene	0.20	U	0.20	0.20
91-20-3	Naphthalene	0.50	U	0.50	0.50

TestAmerica Burlington  
Target Compound Quantitation Report

Data File: \\ChromNA\Burlington\ChromData\CHC.i\20180313-29551.b\29551\_07.D  
 Lims ID: 200-42576-A-3  
 Client ID: 6459  
 Sample Type: Client  
 Inject. Date: 13-Mar-2018 14:54:30 ALS Bottle#: 7 Worklist Smp#: 7  
 Purge Vol: 200.000 mL Dil. Factor: 1.0000  
 Sample Info: 200-0029551-007  
 Operator ID: pad Instrument ID: CHC.i  
 Method: \\ChromNA\Burlington\ChromData\CHC.i\20180313-29551.b\TO15\_MasterMethod\_(v1)\_CHC.i.m  
 Limit Group: AI\_TO15\_ICAL  
 Last Update: 14-Mar-2018 16:21:31 Calib Date: 26-Jan-2018 01:35:30  
 Integrator: RTE ID Type: Deconvolution ID  
 Quant Method: Internal Standard Quant By: Initial Calibration  
 Last ICal File: \\ChromNA\Burlington\ChromData\CHC.i\20180125-28916.b\28916\_12.D  
 Column 1 : RTX-624 ( 0.32 mm) Det: MS SCAN  
 Process Host: XAWRK007

First Level Reviewer: bunmaa

Date: 14-Mar-2018 16:21:30

Compound	Sig	RT (min.)	Adj RT (min.)	Dlt RT (min.)	Q	Response	OnCol Amt ppb v/v	Flags
1 Propene	41		2.967				ND	
2 Dichlorodifluoromethane	85		3.031				ND	
3 Chlorodifluoromethane	51		3.085				ND	
4 1,2-Dichloro-1,1,2,2-tetra	85		3.293				ND	
5 Chloromethane	50		3.426				ND	
6 Butane	43		3.629				ND	
7 Vinyl chloride	62		3.666				ND	
8 Butadiene	54		3.741				ND	
10 Bromomethane	94		4.414				ND	
11 Chloroethane	64		4.654				ND	
13 Vinyl bromide	106		5.043				ND	
14 Trichlorofluoromethane	101		5.155				ND	
17 Ethanol	45		5.732				ND	
20 1,1,2-Trichloro-1,2,2-trif	101		6.249				ND	
21 1,1-Dichloroethene	96		6.276				ND	
22 Acetone	43		6.500				ND	Ua
23 Carbon disulfide	76		6.655				ND	
24 Isopropyl alcohol	45		6.826				ND	
25 3-Chloro-1-propene	41		7.071				ND	
27 Methylene Chloride	49		7.365				ND	
28 2-Methyl-2-propanol	59		7.600				ND	
29 Methyl tert-butyl ether	73		7.781				ND	
31 trans-1,2-Dichloroethene	61		7.818				ND	
33 Hexane	57		8.219				ND	
34 1,1-Dichloroethane	63		8.688				ND	
35 Vinyl acetate	43		8.774				ND	
37 cis-1,2-Dichloroethene	96		9.809				ND	
38 2-Butanone (MEK)	72		9.846				ND	
39 Ethyl acetate	88		9.911				ND	
S 30 1,2-Dichloroethene, Total	61		10.200				ND	
41 Tetrahydrofuran	42		10.273				ND	
* 40 Chlorobromomethane	128	10.268	10.273	-0.005	90	201245	10.0	

Compound	Sig	RT (min.)	Adj RT (min.)	Dlt RT (min.)	Q	Response	OnCol Amt ppb v/v	Flags
42 Chloroform	83		10.418				ND	
43 Cyclohexane	84		10.658				ND	
44 1,1,1-Trichloroethane	97		10.679				ND	
45 Carbon tetrachloride	117		10.941				ND	
46 Isooctane	57		11.394				ND	
47 Benzene	78		11.400				ND	
48 1,2-Dichloroethane	62		11.581				ND	
49 n-Heptane	43		11.800				ND	
* 50 1,4-Difluorobenzene	114	12.259	12.259	0.000	98	1070263	10.0	
53 Trichloroethene	95		12.734				ND	
54 1,2-Dichloropropane	63		13.273				ND	
55 Methyl methacrylate	69		13.465				ND	
56 1,4-Dioxane	88		13.508				ND	
57 Dibromomethane	174		13.534				ND	
58 Dichlorobromomethane	83		13.849				ND	
60 cis-1,3-Dichloropropene	75		14.799				ND	
61 4-Methyl-2-pentanone (MIBK)	43		15.082				ND	
65 Toluene	92		15.397				ND	
66 trans-1,3-Dichloropropene	75		16.000				ND	
67 1,1,2-Trichloroethane	83		16.368				ND	
68 Tetrachloroethene	166		16.491				ND	
69 2-Hexanone	43		16.816				ND	
71 Chlorodibromomethane	129		17.137				ND	
72 Ethylene Dibromide	107		17.393				ND	
* 74 Chlorobenzene-d5	117	18.300	18.300	0.000	96	1073925	10.0	
75 Chlorobenzene	112		18.359				ND	
76 Ethylbenzene	91		18.519				ND	U
78 m-Xylene & p-Xylene	106		18.764				ND	
79 o-Xylene	106		19.602				ND	
80 Styrene	104		19.656				ND	
81 Bromoform	173		20.088				ND	
S 73 Xylenes, Total	106		20.100				ND	
82 Isopropylbenzene	105		20.312				ND	
84 1,1,2,2-Tetrachloroethane	83		20.979				ND	
85 N-Propylbenzene	91		21.049				ND	
88 4-Ethyltoluene	105		21.246				ND	
89 2-Chlorotoluene	91		21.246				ND	
90 1,3,5-Trimethylbenzene	105		21.353				ND	
92 tert-Butylbenzene	119		21.849				ND	
93 1,2,4-Trimethylbenzene	105		21.945				ND	
94 sec-Butylbenzene	105		22.180				ND	
95 4-Isopropyltoluene	119		22.383				ND	
96 1,3-Dichlorobenzene	146		22.410				ND	
97 1,4-Dichlorobenzene	146		22.548				ND	
98 Benzyl chloride	91		22.740				ND	
100 n-Butylbenzene	91		22.949				ND	
101 1,2-Dichlorobenzene	146		23.071				ND	
103 1,2,4-Trichlorobenzene	180		25.489				ND	
104 Hexachlorobutadiene	225		25.681				ND	
105 Naphthalene	128		25.943				ND	



**QC Flag Legend**

Review Flags

U - Marked Undetected

a - User Assigned ID

**Reagents:**

ATTO15CISs\_00010

Amount Added: 20.00

Units: mL

Run Reagent

1

2

3

4

5

6

7

8

9

10

11

12

13

14

15

TestAmerica Burlington

Data File: \\ChromNA\Burlington\ChromData\CHC.i\20180313-29551.b\29551\_07.D

Injection Date: 13-Mar-2018 14:54:30

Instrument ID: CHC.i

Operator ID: pad

Lims ID: 200-42576-A-3

Lab Sample ID: 200-42576-3

Worklist Smp#: 7

Client ID: 6459

Purge Vol: 200.000 mL

Dil. Factor: 1.0000

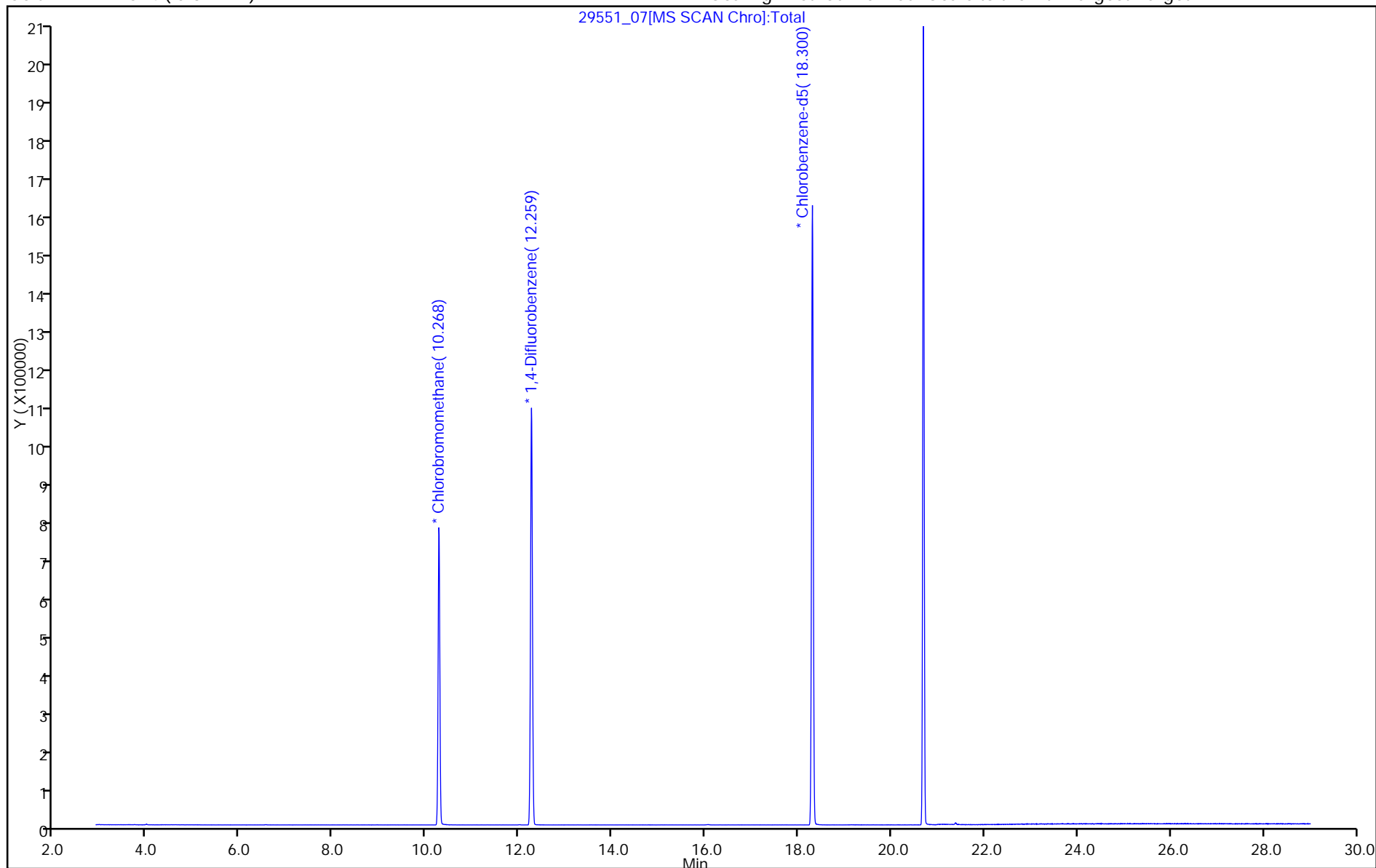
ALS Bottle#: 7

Method: TO15\_MasterMethod\_(v1)\_CHC.i

Limit Group: AI\_TO15\_ICAL

Column: RTX-624 (0.32 mm)

Y Scaling: Method Defined: Scale to the Nth Largest Target: 1

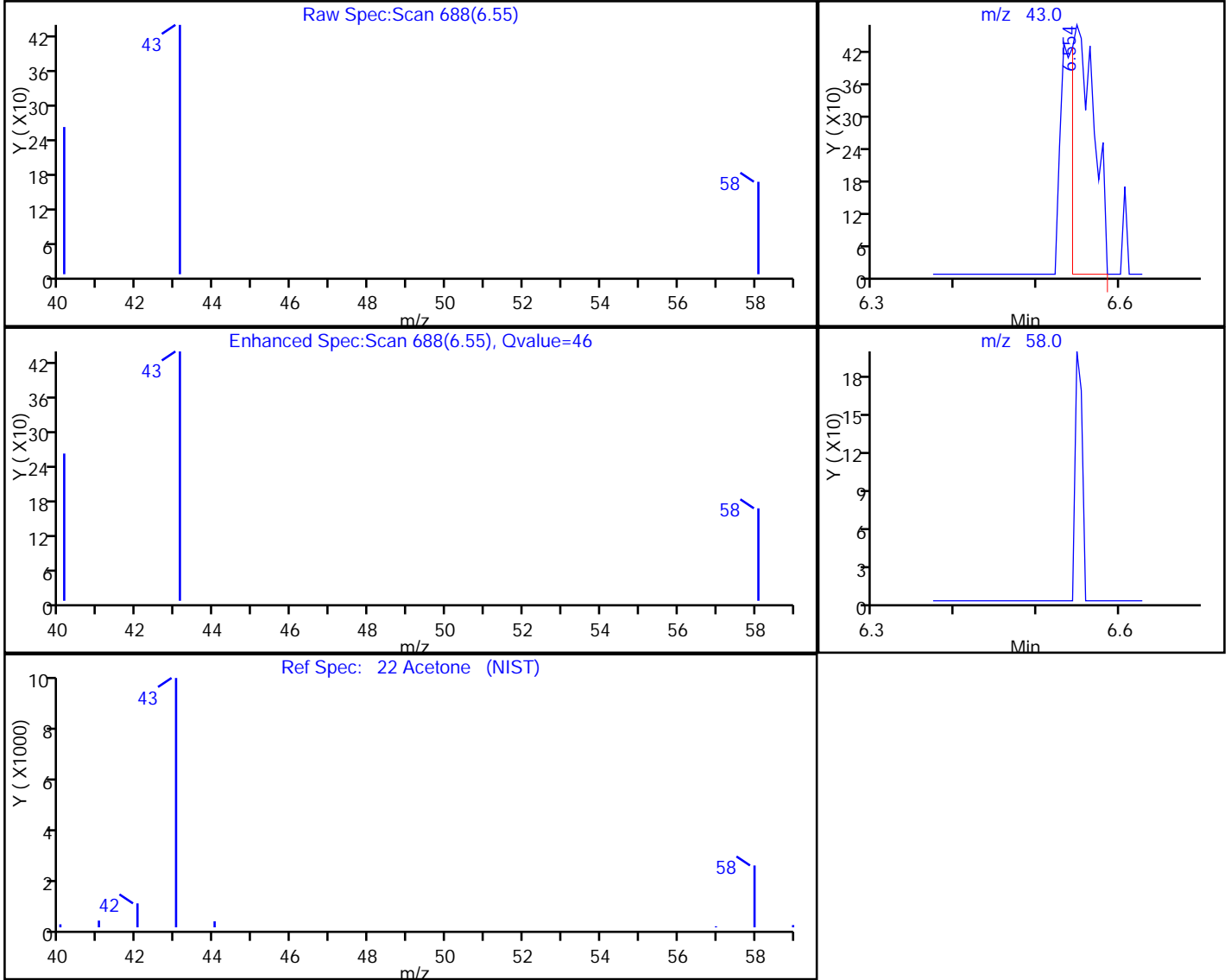


TestAmerica Burlington

Data File: \\ChromNA\Burlington\ChromData\CHC.i\20180313-29551.b\29551\_07.D  
Injection Date: 13-Mar-2018 14:54:30 Instrument ID: CHC.i  
Lims ID: 200-42576-A-3 Lab Sample ID: 200-42576-3  
Client ID: 6459  
Operator ID: pad ALS Bottle#: 7 Worklist Smp#: 7  
Purge Vol: 200.000 mL Dil. Factor: 1.0000  
Method: TO15\_MasterMethod\_(v1)\_CHC.i Limit Group: AI\_TO15\_ICAL  
Column: RTX-624 (0.32 mm) Detector: MS SCAN

22 Acetone, CAS: 67-64-1

Processing Results



RT	Mass	Response	Amount
6.55	43.00	873	0.028817
6.55	58.00	0	

Reviewer: bunmaa, 14-Mar-2018 16:21:30  
Audit Action: Marked Compound Undetected

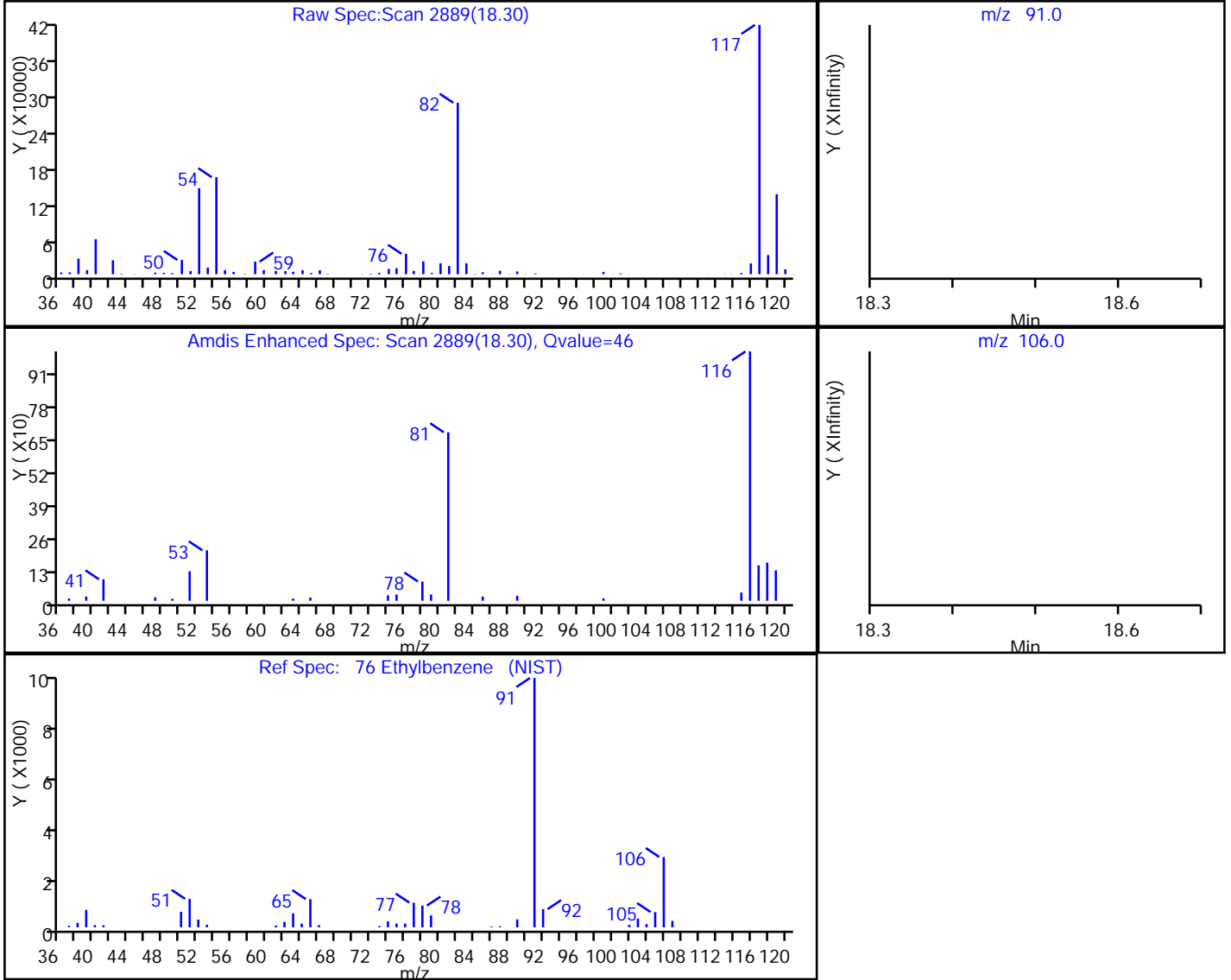
Audit Reason: Invalid Compound ID

TestAmerica Burlington

Data File: \\ChromNA\Burlington\ChromData\CHC.i\20180313-29551.b\29551\_07.D  
 Injection Date: 13-Mar-2018 14:54:30 Instrument ID: CHC.i  
 Lims ID: 200-42576-A-3 Lab Sample ID: 200-42576-3  
 Client ID: 6459  
 Operator ID: pad ALS Bottle#: 7 Worklist Smp#: 7  
 Purge Vol: 200.000 mL Dil. Factor: 1.0000  
 Method: TO15\_MasterMethod\_(v1)\_CHC.i Limit Group: AI\_TO15\_ICAL  
 Column: RTX-624 (0.32 mm) Detector: MS SCAN

76 Ethylbenzene, CAS: 100-41-4

Processing Results



RT	Mass	Response	Amount
18.30	91.00	1711	0.020670
18.52	106.00	0	

Reviewer: bunmaa, 14-Mar-2018 16:21:30

Audit Action: Marked Compound Undetected

Audit Reason: Invalid Compound ID

FORM I  
AIR - GC/MS VOA ORGANICS ANALYSIS DATA SHEET

Lab Name: TestAmerica Burlington Job No.: 200-42576-1  
 SDG No.: \_\_\_\_\_  
 Client Sample ID: 6454 Lab Sample ID: 200-42576-4  
 Matrix: Air Lab File ID: 29551\_08.D  
 Analysis Method: TO-15 Date Collected: 03/12/2018 00:00  
 Sample wt/vol: 200 (mL) Date Analyzed: 03/13/2018 15:47  
 Soil Aliquot Vol: \_\_\_\_\_ Dilution Factor: 1  
 Soil Extract Vol.: \_\_\_\_\_ GC Column: RTX-624 ID: 0.32 (mm)  
 % Moisture: \_\_\_\_\_ Level: (low/med) Low  
 Analysis Batch No.: 127298 Units: ppb v/v

CAS NO.	COMPOUND NAME	RESULT	Q	RL	RL
115-07-1	Propylene	5.0	U	5.0	5.0
75-71-8	Dichlorodifluoromethane	0.50	U	0.50	0.50
75-45-6	Freon 22	0.50	U	0.50	0.50
76-14-2	1,2-Dichlorotetrafluoroethane	0.20	U	0.20	0.20
74-87-3	Chloromethane	0.50	U	0.50	0.50
106-97-8	n-Butane	0.50	U	0.50	0.50
75-01-4	Vinyl chloride	0.20	U	0.20	0.20
106-99-0	1,3-Butadiene	0.20	U	0.20	0.20
74-83-9	Bromomethane	0.20	U	0.20	0.20
75-00-3	Chloroethane	0.50	U	0.50	0.50
593-60-2	Bromoethene (Vinyl Bromide)	0.20	U	0.20	0.20
75-69-4	Trichlorofluoromethane	0.20	U	0.20	0.20
64-17-5	Ethanol	5.0	U	5.0	5.0
76-13-1	Freon TF	0.20	U	0.20	0.20
75-35-4	1,1-Dichloroethene	0.20	U	0.20	0.20
67-64-1	Acetone	5.0	U *	5.0	5.0
67-63-0	Isopropyl alcohol	5.0	U	5.0	5.0
75-15-0	Carbon disulfide	0.50	U	0.50	0.50
107-05-1	3-Chloropropene	0.50	U	0.50	0.50
75-09-2	Methylene Chloride	0.50	U	0.50	0.50
75-65-0	tert-Butyl alcohol	5.0	U	5.0	5.0
1634-04-4	Methyl tert-butyl ether	0.20	U	0.20	0.20
156-60-5	trans-1,2-Dichloroethene	0.20	U	0.20	0.20
110-54-3	n-Hexane	0.20	U	0.20	0.20
75-34-3	1,1-Dichloroethane	0.20	U	0.20	0.20
108-05-4	Vinyl acetate	5.0	U	5.0	5.0
141-78-6	Ethyl acetate	5.0	U	5.0	5.0
78-93-3	Methyl Ethyl Ketone	0.50	U	0.50	0.50
156-59-2	cis-1,2-Dichloroethene	0.20	U	0.20	0.20
540-59-0	1,2-Dichloroethene, Total	0.40	U	0.40	0.40
67-66-3	Chloroform	0.20	U	0.20	0.20
109-99-9	Tetrahydrofuran	5.0	U	5.0	5.0
71-55-6	1,1,1-Trichloroethane	0.20	U	0.20	0.20
110-82-7	Cyclohexane	0.20	U	0.20	0.20
56-23-5	Carbon tetrachloride	0.20	U	0.20	0.20
540-84-1	2,2,4-Trimethylpentane	0.20	U	0.20	0.20

FORM I  
AIR - GC/MS VOA ORGANICS ANALYSIS DATA SHEET

Lab Name: TestAmerica Burlington Job No.: 200-42576-1  
 SDG No.: \_\_\_\_\_  
 Client Sample ID: 6454 Lab Sample ID: 200-42576-4  
 Matrix: Air Lab File ID: 29551\_08.D  
 Analysis Method: TO-15 Date Collected: 03/12/2018 00:00  
 Sample wt/vol: 200 (mL) Date Analyzed: 03/13/2018 15:47  
 Soil Aliquot Vol: \_\_\_\_\_ Dilution Factor: 1  
 Soil Extract Vol.: \_\_\_\_\_ GC Column: RTX-624 ID: 0.32 (mm)  
 % Moisture: \_\_\_\_\_ Level: (low/med) Low  
 Analysis Batch No.: 127298 Units: ppb v/v

CAS NO.	COMPOUND NAME	RESULT	Q	RL	RL
71-43-2	Benzene	0.20	U	0.20	0.20
107-06-2	1,2-Dichloroethane	0.20	U	0.20	0.20
142-82-5	n-Heptane	0.20	U	0.20	0.20
79-01-6	Trichloroethene	0.20	U	0.20	0.20
80-62-6	Methyl methacrylate	0.50	U	0.50	0.50
78-87-5	1,2-Dichloropropane	0.20	U	0.20	0.20
123-91-1	1,4-Dioxane	5.0	U	5.0	5.0
75-27-4	Bromodichloromethane	0.20	U	0.20	0.20
10061-01-5	cis-1,3-Dichloropropene	0.20	U	0.20	0.20
108-10-1	methyl isobutyl ketone	0.50	U	0.50	0.50
108-88-3	Toluene	0.20	U	0.20	0.20
10061-02-6	trans-1,3-Dichloropropene	0.20	U	0.20	0.20
79-00-5	1,1,2-Trichloroethane	0.20	U	0.20	0.20
127-18-4	Tetrachloroethene	0.20	U	0.20	0.20
591-78-6	Methyl Butyl Ketone (2-Hexanone)	0.50	U *	0.50	0.50
124-48-1	Dibromochloromethane	0.20	U	0.20	0.20
106-93-4	1,2-Dibromoethane	0.20	U	0.20	0.20
108-90-7	Chlorobenzene	0.20	U	0.20	0.20
100-41-4	Ethylbenzene	0.20	U	0.20	0.20
179601-23-1	m,p-Xylene	0.50	U	0.50	0.50
95-47-6	Xylene, o-	0.20	U	0.20	0.20
1330-20-7	Xylene (total)	0.70	U	0.70	0.70
100-42-5	Styrene	0.20	U	0.20	0.20
75-25-2	Bromoform	0.20	U	0.20	0.20
98-82-8	Cumene	0.20	U	0.20	0.20
79-34-5	1,1,2,2-Tetrachloroethane	0.20	U	0.20	0.20
103-65-1	n-Propylbenzene	0.20	U	0.20	0.20
622-96-8	4-Ethyltoluene	0.20	U	0.20	0.20
108-67-8	1,3,5-Trimethylbenzene	0.20	U	0.20	0.20
95-49-8	2-Chlorotoluene	0.20	U	0.20	0.20
98-06-6	tert-Butylbenzene	0.20	U	0.20	0.20
95-63-6	1,2,4-Trimethylbenzene	0.20	U	0.20	0.20
135-98-8	sec-Butylbenzene	0.20	U	0.20	0.20
99-87-6	4-Isopropyltoluene	0.20	U	0.20	0.20
541-73-1	1,3-Dichlorobenzene	0.20	U	0.20	0.20
106-46-7	1,4-Dichlorobenzene	0.20	U	0.20	0.20

FORM I  
AIR - GC/MS VOA ORGANICS ANALYSIS DATA SHEET

Lab Name: TestAmerica Burlington Job No.: 200-42576-1  
 SDG No.: \_\_\_\_\_  
 Client Sample ID: 6454 Lab Sample ID: 200-42576-4  
 Matrix: Air Lab File ID: 29551\_08.D  
 Analysis Method: TO-15 Date Collected: 03/12/2018 00:00  
 Sample wt/vol: 200 (mL) Date Analyzed: 03/13/2018 15:47  
 Soil Aliquot Vol: \_\_\_\_\_ Dilution Factor: 1  
 Soil Extract Vol.: \_\_\_\_\_ GC Column: RTX-624 ID: 0.32 (mm)  
 % Moisture: \_\_\_\_\_ Level: (low/med) Low  
 Analysis Batch No.: 127298 Units: ppb v/v

CAS NO.	COMPOUND NAME	RESULT	Q	RL	RL
100-44-7	Benzyl chloride	0.20	U	0.20	0.20
104-51-8	n-Butylbenzene	0.20	U	0.20	0.20
95-50-1	1,2-Dichlorobenzene	0.20	U	0.20	0.20
120-82-1	1,2,4-Trichlorobenzene	0.50	U	0.50	0.50
87-68-3	Hexachlorobutadiene	0.20	U	0.20	0.20
91-20-3	Naphthalene	0.50	U	0.50	0.50

TestAmerica Burlington  
Target Compound Quantitation Report

Data File: \\ChromNA\Burlington\ChromData\CHC.i\20180313-29551.b\29551\_08.D  
 Lims ID: 200-42576-A-4  
 Client ID: 6454  
 Sample Type: Client  
 Inject. Date: 13-Mar-2018 15:47:30 ALS Bottle#: 8 Worklist Smp#: 8  
 Purge Vol: 200.000 mL Dil. Factor: 1.0000  
 Sample Info: 200-0029551-008  
 Operator ID: pad Instrument ID: CHC.i  
 Method: \\ChromNA\Burlington\ChromData\CHC.i\20180313-29551.b\TO15\_MasterMethod\_(v1)\_CHC.i.m  
 Limit Group: AI\_TO15\_ICAL  
 Last Update: 14-Mar-2018 16:23:11 Calib Date: 26-Jan-2018 01:35:30  
 Integrator: RTE ID Type: Deconvolution ID  
 Quant Method: Internal Standard Quant By: Initial Calibration  
 Last ICal File: \\ChromNA\Burlington\ChromData\CHC.i\20180125-28916.b\28916\_12.D  
 Column 1 : RTX-624 ( 0.32 mm) Det: MS SCAN  
 Process Host: XAWRK007

First Level Reviewer: bunmaa

Date: 14-Mar-2018 16:23:11

Compound	Sig	RT (min.)	Adj RT (min.)	Dlt RT (min.)	Q	Response	OnCol Amt ppb v/v	Flags
1 Propene	41		2.967				ND	
2 Dichlorodifluoromethane	85		3.031				ND	
3 Chlorodifluoromethane	51		3.085				ND	
4 1,2-Dichloro-1,1,2,2-tetra	85		3.293				ND	
5 Chloromethane	50		3.426				ND	
6 Butane	43		3.629				ND	
7 Vinyl chloride	62		3.666				ND	
8 Butadiene	54		3.741				ND	
10 Bromomethane	94		4.414				ND	
11 Chloroethane	64		4.654				ND	
13 Vinyl bromide	106		5.043				ND	
14 Trichlorofluoromethane	101		5.155				ND	
17 Ethanol	45		5.732				ND	
20 1,1,2-Trichloro-1,2,2-trif	101		6.249				ND	
21 1,1-Dichloroethene	96		6.276				ND	
22 Acetone	43		6.500				ND	Ua
23 Carbon disulfide	76		6.655				ND	
24 Isopropyl alcohol	45		6.826				ND	
25 3-Chloro-1-propene	41		7.071				ND	
27 Methylene Chloride	49		7.365				ND	
28 2-Methyl-2-propanol	59		7.600				ND	
29 Methyl tert-butyl ether	73		7.781				ND	
31 trans-1,2-Dichloroethene	61		7.818				ND	
33 Hexane	57		8.219				ND	
34 1,1-Dichloroethane	63		8.688				ND	
35 Vinyl acetate	43		8.774				ND	
37 cis-1,2-Dichloroethene	96		9.809				ND	
38 2-Butanone (MEK)	72		9.846				ND	
39 Ethyl acetate	88		9.911				ND	
S 30 1,2-Dichloroethene, Total	61		10.200				ND	
41 Tetrahydrofuran	42		10.273				ND	
* 40 Chlorobromomethane	128	10.273	10.273	0.000	90	208371	10.0	



Compound	Sig	RT (min.)	Adj RT (min.)	Dlt RT (min.)	Q	Response	OnCol Amt ppb v/v	Flags
42 Chloroform	83		10.418				ND	
43 Cyclohexane	84		10.658				ND	
44 1,1,1-Trichloroethane	97		10.679				ND	
45 Carbon tetrachloride	117		10.941				ND	
46 Isooctane	57		11.394				ND	
47 Benzene	78		11.400				ND	
48 1,2-Dichloroethane	62		11.581				ND	
49 n-Heptane	43		11.800				ND	
* 50 1,4-Difluorobenzene	114	12.259	12.259	0.000	98	1102915	10.0	
53 Trichloroethene	95		12.734				ND	
54 1,2-Dichloropropane	63		13.273				ND	
55 Methyl methacrylate	69		13.465				ND	
56 1,4-Dioxane	88		13.508				ND	
57 Dibromomethane	174		13.534				ND	
58 Dichlorobromomethane	83		13.849				ND	
60 cis-1,3-Dichloropropene	75		14.799				ND	
61 4-Methyl-2-pentanone (MIBK)	43		15.082				ND	
65 Toluene	92		15.397				ND	
66 trans-1,3-Dichloropropene	75		16.000				ND	
67 1,1,2-Trichloroethane	83		16.368				ND	
68 Tetrachloroethene	166		16.491				ND	
69 2-Hexanone	43		16.816				ND	
71 Chlorodibromomethane	129		17.137				ND	
72 Ethylene Dibromide	107		17.393				ND	
* 74 Chlorobenzene-d5	117	18.300	18.300	0.000	96	1108973	10.0	
75 Chlorobenzene	112		18.359				ND	
76 Ethylbenzene	91		18.519				ND	U
78 m-Xylene & p-Xylene	106		18.764				ND	
79 o-Xylene	106		19.602				ND	
80 Styrene	104		19.656				ND	
81 Bromoform	173		20.088				ND	
S 73 Xylenes, Total	106		20.100				ND	
82 Isopropylbenzene	105		20.312				ND	
84 1,1,2,2-Tetrachloroethane	83		20.979				ND	
85 N-Propylbenzene	91		21.049				ND	
88 4-Ethyltoluene	105		21.246				ND	
89 2-Chlorotoluene	91		21.246				ND	
90 1,3,5-Trimethylbenzene	105		21.353				ND	
92 tert-Butylbenzene	119		21.849				ND	
93 1,2,4-Trimethylbenzene	105		21.945				ND	
94 sec-Butylbenzene	105		22.180				ND	
95 4-Isopropyltoluene	119		22.383				ND	
96 1,3-Dichlorobenzene	146		22.410				ND	
97 1,4-Dichlorobenzene	146		22.548				ND	
98 Benzyl chloride	91		22.740				ND	
100 n-Butylbenzene	91		22.949				ND	
101 1,2-Dichlorobenzene	146		23.071				ND	
103 1,2,4-Trichlorobenzene	180		25.489				ND	
104 Hexachlorobutadiene	225		25.681				ND	
105 Naphthalene	128		25.943				ND	

### QC Flag Legend

#### Review Flags

U - Marked Undetected

a - User Assigned ID

### Reagents:

ATTO15CISs\_00010

Amount Added: 20.00

Units: mL

Run Reagent

- 1
- 2
- 3
- 4
- 5
- 6
- 7
- 8
- 9
- 10
- 11
- 12
- 13
- 14
- 15

TestAmerica Burlington

Data File: \\ChromNA\Burlington\ChromData\CHC.i\20180313-29551.b\29551\_08.D

Injection Date: 13-Mar-2018 15:47:30

Instrument ID: CHC.i

Operator ID: pad

Lims ID: 200-42576-A-4

Lab Sample ID: 200-42576-4

Worklist Smp#: 8

Client ID: 6454

Purge Vol: 200.000 mL

Dil. Factor: 1.0000

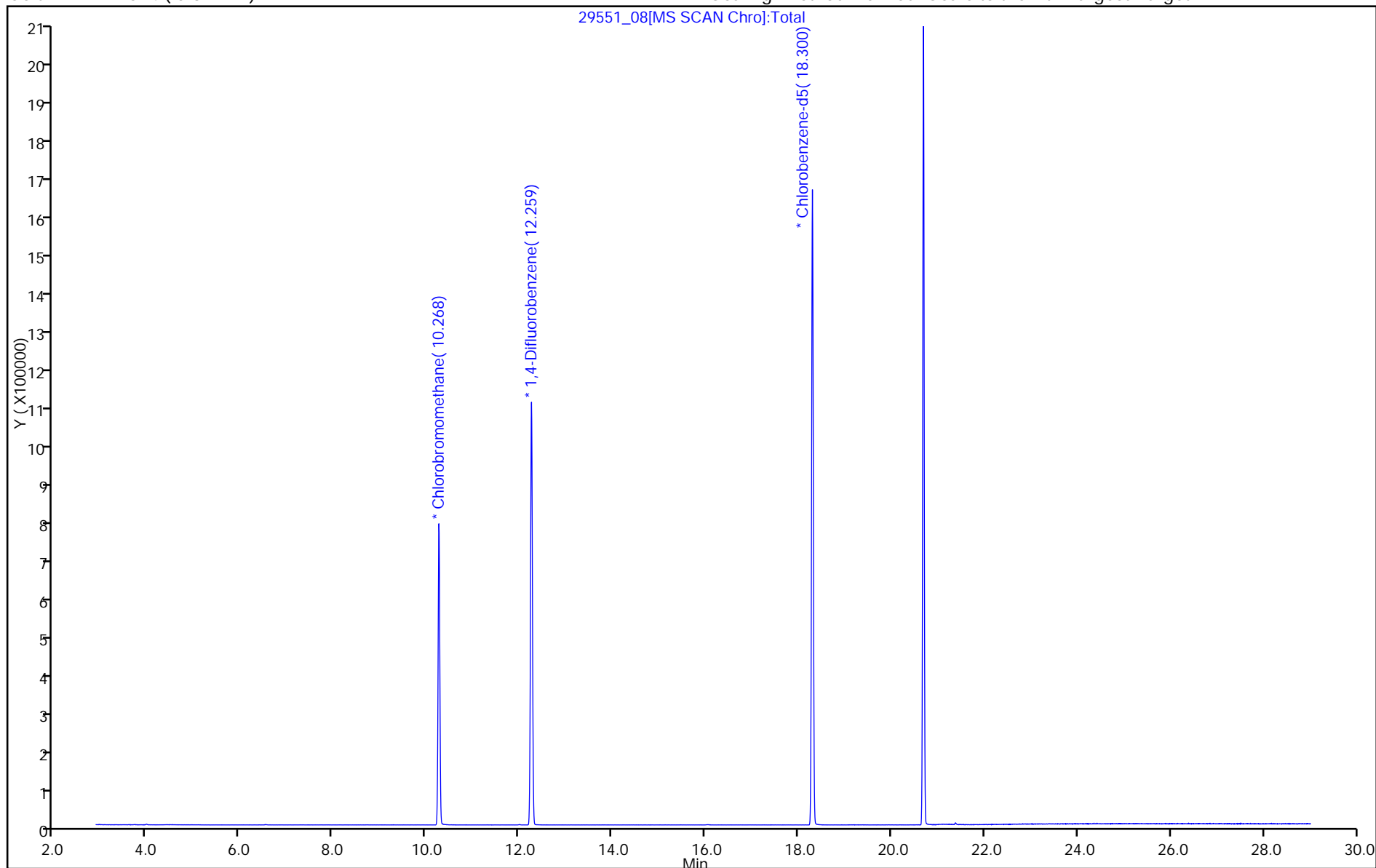
ALS Bottle#: 8

Method: TO15\_MasterMethod\_(v1)\_CHC.i

Limit Group: AI\_TO15\_ICAL

Column: RTX-624 (0.32 mm)

Y Scaling: Method Defined: Scale to the Nth Largest Target: 1

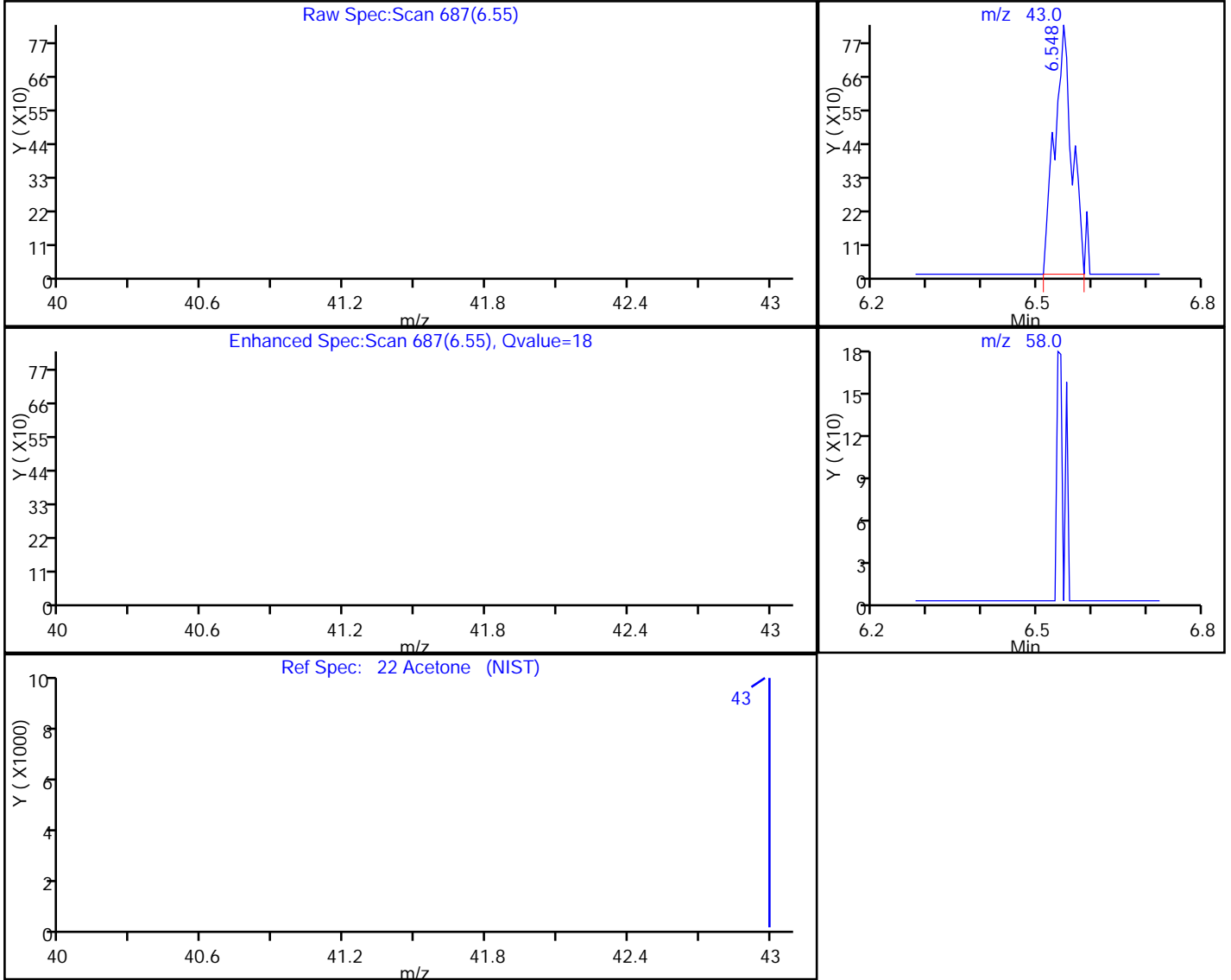


TestAmerica Burlington

Data File: \\ChromNA\Burlington\ChromData\CHC.i\20180313-29551.b\29551\_08.D  
Injection Date: 13-Mar-2018 15:47:30 Instrument ID: CHC.i  
Lims ID: 200-42576-A-4 Lab Sample ID: 200-42576-4  
Client ID: 6454  
Operator ID: pad ALS Bottle#: 8 Worklist Smp#: 8  
Purge Vol: 200.000 mL Dil. Factor: 1.0000  
Method: TO15\_MasterMethod\_(v1)\_CHC.i Limit Group: AI\_TO15\_ICAL  
Column: RTX-624 (0.32 mm) Detector MS SCAN

22 Acetone, CAS: 67-64-1

Processing Results



RT	Mass	Response	Amount
6.55	43.00	1829	0.058308
6.55	58.00	0	

Reviewer: bunmaa, 14-Mar-2018 16:23:11

Audit Action: Marked Compound Undetected

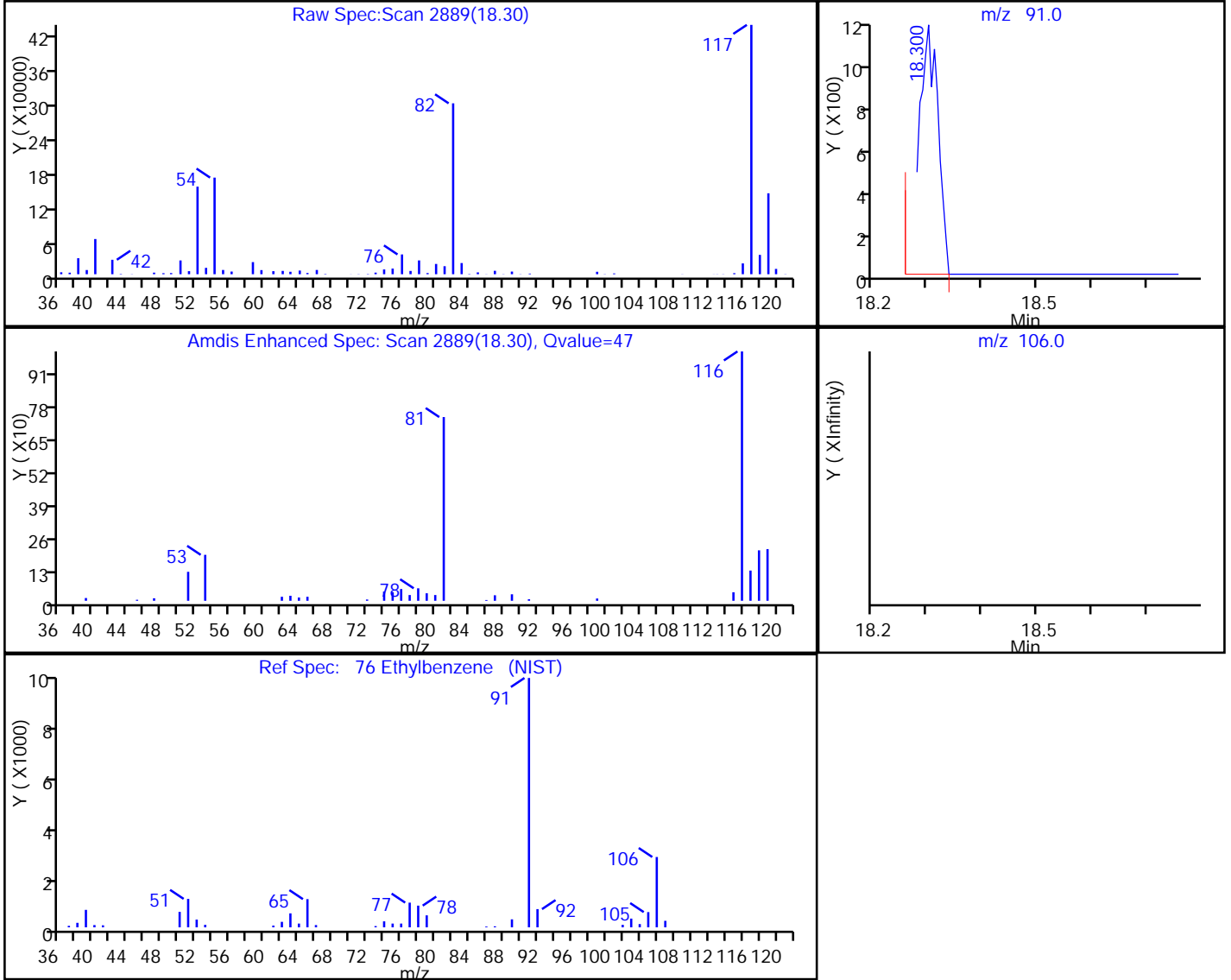
Audit Reason: Invalid Compound ID

TestAmerica Burlington

Data File: \\ChromNA\Burlington\ChromData\CHC.i\20180313-29551.b\29551\_08.D  
 Injection Date: 13-Mar-2018 15:47:30 Instrument ID: CHC.i  
 Lims ID: 200-42576-A-4 Lab Sample ID: 200-42576-4  
 Client ID: 6454  
 Operator ID: pad ALS Bottle#: 8 Worklist Smp#: 8  
 Purge Vol: 200.000 mL Dil. Factor: 1.0000  
 Method: TO15\_MasterMethod\_(v1)\_CHC.i Limit Group: AI\_TO15\_ICAL  
 Column: RTX-624 (0.32 mm) Detector: MS SCAN

76 Ethylbenzene, CAS: 100-41-4

Processing Results



RT	Mass	Response	Amount
18.30	91.00	2731	0.031949
18.52	106.00	0	

Reviewer: bunmaa, 14-Mar-2018 16:23:11

Audit Action: Marked Compound Undetected

Audit Reason: Invalid Compound ID

FORM I  
AIR - GC/MS VOA ORGANICS ANALYSIS DATA SHEET

Lab Name: TestAmerica Burlington Job No.: 200-42576-1  
 SDG No.: \_\_\_\_\_  
 Client Sample ID: 6450 Lab Sample ID: 200-42576-5  
 Matrix: Air Lab File ID: 29551\_09.D  
 Analysis Method: TO-15 Date Collected: 03/12/2018 00:00  
 Sample wt/vol: 200 (mL) Date Analyzed: 03/13/2018 16:40  
 Soil Aliquot Vol: \_\_\_\_\_ Dilution Factor: 1  
 Soil Extract Vol.: \_\_\_\_\_ GC Column: RTX-624 ID: 0.32 (mm)  
 % Moisture: \_\_\_\_\_ Level: (low/med) Low  
 Analysis Batch No.: 127298 Units: ppb v/v

CAS NO.	COMPOUND NAME	RESULT	Q	RL	RL
115-07-1	Propylene	5.0	U	5.0	5.0
75-71-8	Dichlorodifluoromethane	0.50	U	0.50	0.50
75-45-6	Freon 22	0.50	U	0.50	0.50
76-14-2	1,2-Dichlorotetrafluoroethane	0.20	U	0.20	0.20
74-87-3	Chloromethane	0.50	U	0.50	0.50
106-97-8	n-Butane	0.50	U	0.50	0.50
75-01-4	Vinyl chloride	0.20	U	0.20	0.20
106-99-0	1,3-Butadiene	0.20	U	0.20	0.20
74-83-9	Bromomethane	0.20	U	0.20	0.20
75-00-3	Chloroethane	0.50	U	0.50	0.50
593-60-2	Bromoethene (Vinyl Bromide)	0.20	U	0.20	0.20
75-69-4	Trichlorofluoromethane	0.20	U	0.20	0.20
64-17-5	Ethanol	5.0	U	5.0	5.0
76-13-1	Freon TF	0.20	U	0.20	0.20
75-35-4	1,1-Dichloroethene	0.20	U	0.20	0.20
67-64-1	Acetone	5.0	U *	5.0	5.0
67-63-0	Isopropyl alcohol	5.0	U	5.0	5.0
75-15-0	Carbon disulfide	0.50	U	0.50	0.50
107-05-1	3-Chloropropene	0.50	U	0.50	0.50
75-09-2	Methylene Chloride	0.50	U	0.50	0.50
75-65-0	tert-Butyl alcohol	5.0	U	5.0	5.0
1634-04-4	Methyl tert-butyl ether	0.20	U	0.20	0.20
156-60-5	trans-1,2-Dichloroethene	0.20	U	0.20	0.20
110-54-3	n-Hexane	0.20	U	0.20	0.20
75-34-3	1,1-Dichloroethane	0.20	U	0.20	0.20
108-05-4	Vinyl acetate	5.0	U	5.0	5.0
141-78-6	Ethyl acetate	5.0	U	5.0	5.0
78-93-3	Methyl Ethyl Ketone	0.50	U	0.50	0.50
156-59-2	cis-1,2-Dichloroethene	0.20	U	0.20	0.20
540-59-0	1,2-Dichloroethene, Total	0.40	U	0.40	0.40
67-66-3	Chloroform	0.20	U	0.20	0.20
109-99-9	Tetrahydrofuran	5.0	U	5.0	5.0
71-55-6	1,1,1-Trichloroethane	0.20	U	0.20	0.20
110-82-7	Cyclohexane	0.20	U	0.20	0.20
56-23-5	Carbon tetrachloride	0.20	U	0.20	0.20
540-84-1	2,2,4-Trimethylpentane	0.20	U	0.20	0.20

FORM I  
AIR - GC/MS VOA ORGANICS ANALYSIS DATA SHEET

Lab Name: TestAmerica Burlington Job No.: 200-42576-1  
 SDG No.: \_\_\_\_\_  
 Client Sample ID: 6450 Lab Sample ID: 200-42576-5  
 Matrix: Air Lab File ID: 29551\_09.D  
 Analysis Method: TO-15 Date Collected: 03/12/2018 00:00  
 Sample wt/vol: 200 (mL) Date Analyzed: 03/13/2018 16:40  
 Soil Aliquot Vol: \_\_\_\_\_ Dilution Factor: 1  
 Soil Extract Vol.: \_\_\_\_\_ GC Column: RTX-624 ID: 0.32 (mm)  
 % Moisture: \_\_\_\_\_ Level: (low/med) Low  
 Analysis Batch No.: 127298 Units: ppb v/v

CAS NO.	COMPOUND NAME	RESULT	Q	RL	RL
71-43-2	Benzene	0.20	U	0.20	0.20
107-06-2	1,2-Dichloroethane	0.20	U	0.20	0.20
142-82-5	n-Heptane	0.20	U	0.20	0.20
79-01-6	Trichloroethene	0.20	U	0.20	0.20
80-62-6	Methyl methacrylate	0.50	U	0.50	0.50
78-87-5	1,2-Dichloropropane	0.20	U	0.20	0.20
123-91-1	1,4-Dioxane	5.0	U	5.0	5.0
75-27-4	Bromodichloromethane	0.20	U	0.20	0.20
10061-01-5	cis-1,3-Dichloropropene	0.20	U	0.20	0.20
108-10-1	methyl isobutyl ketone	0.50	U	0.50	0.50
108-88-3	Toluene	0.20	U	0.20	0.20
10061-02-6	trans-1,3-Dichloropropene	0.20	U	0.20	0.20
79-00-5	1,1,2-Trichloroethane	0.20	U	0.20	0.20
127-18-4	Tetrachloroethene	0.20	U	0.20	0.20
591-78-6	Methyl Butyl Ketone (2-Hexanone)	0.50	U *	0.50	0.50
124-48-1	Dibromochloromethane	0.20	U	0.20	0.20
106-93-4	1,2-Dibromoethane	0.20	U	0.20	0.20
108-90-7	Chlorobenzene	0.20	U	0.20	0.20
100-41-4	Ethylbenzene	0.20	U	0.20	0.20
179601-23-1	m,p-Xylene	0.50	U	0.50	0.50
95-47-6	Xylene, o-	0.20	U	0.20	0.20
1330-20-7	Xylene (total)	0.70	U	0.70	0.70
100-42-5	Styrene	0.20	U	0.20	0.20
75-25-2	Bromoform	0.20	U	0.20	0.20
98-82-8	Cumene	0.20	U	0.20	0.20
79-34-5	1,1,2,2-Tetrachloroethane	0.20	U	0.20	0.20
103-65-1	n-Propylbenzene	0.20	U	0.20	0.20
622-96-8	4-Ethyltoluene	0.20	U	0.20	0.20
108-67-8	1,3,5-Trimethylbenzene	0.20	U	0.20	0.20
95-49-8	2-Chlorotoluene	0.20	U	0.20	0.20
98-06-6	tert-Butylbenzene	0.20	U	0.20	0.20
95-63-6	1,2,4-Trimethylbenzene	0.20	U	0.20	0.20
135-98-8	sec-Butylbenzene	0.20	U	0.20	0.20
99-87-6	4-Isopropyltoluene	0.20	U	0.20	0.20
541-73-1	1,3-Dichlorobenzene	0.20	U	0.20	0.20
106-46-7	1,4-Dichlorobenzene	0.20	U	0.20	0.20

FORM I  
AIR - GC/MS VOA ORGANICS ANALYSIS DATA SHEET

Lab Name: TestAmerica Burlington Job No.: 200-42576-1  
 SDG No.: \_\_\_\_\_  
 Client Sample ID: 6450 Lab Sample ID: 200-42576-5  
 Matrix: Air Lab File ID: 29551\_09.D  
 Analysis Method: TO-15 Date Collected: 03/12/2018 00:00  
 Sample wt/vol: 200 (mL) Date Analyzed: 03/13/2018 16:40  
 Soil Aliquot Vol: \_\_\_\_\_ Dilution Factor: 1  
 Soil Extract Vol.: \_\_\_\_\_ GC Column: RTX-624 ID: 0.32 (mm)  
 % Moisture: \_\_\_\_\_ Level: (low/med) Low  
 Analysis Batch No.: 127298 Units: ppb v/v

CAS NO.	COMPOUND NAME	RESULT	Q	RL	RL
100-44-7	Benzyl chloride	0.20	U	0.20	0.20
104-51-8	n-Butylbenzene	0.20	U	0.20	0.20
95-50-1	1,2-Dichlorobenzene	0.20	U	0.20	0.20
120-82-1	1,2,4-Trichlorobenzene	0.50	U	0.50	0.50
87-68-3	Hexachlorobutadiene	0.20	U	0.20	0.20
91-20-3	Naphthalene	0.50	U	0.50	0.50



TestAmerica Burlington  
Target Compound Quantitation Report

Data File: \\ChromNA\Burlington\ChromData\CHC.i\20180313-29551.b\29551\_09.D  
 Lims ID: 200-42576-A-5  
 Client ID: 6450  
 Sample Type: Client  
 Inject. Date: 13-Mar-2018 16:40:30 ALS Bottle#: 9 Worklist Smp#: 9  
 Purge Vol: 200.000 mL Dil. Factor: 1.0000  
 Sample Info: 200-0029551-009  
 Operator ID: pad Instrument ID: CHC.i  
 Method: \\ChromNA\Burlington\ChromData\CHC.i\20180313-29551.b\TO15\_MasterMethod\_(v1)\_CHC.i.m  
 Limit Group: AI\_TO15\_ICAL  
 Last Update: 14-Mar-2018 16:23:11 Calib Date: 26-Jan-2018 01:35:30  
 Integrator: RTE ID Type: Deconvolution ID  
 Quant Method: Internal Standard Quant By: Initial Calibration  
 Last ICal File: \\ChromNA\Burlington\ChromData\CHC.i\20180125-28916.b\28916\_12.D  
 Column 1 : RTX-624 ( 0.32 mm) Det: MS SCAN  
 Process Host: XAWRK007

First Level Reviewer: bunmaa

Date: 14-Mar-2018 16:25:01

Compound	Sig	RT (min.)	Adj RT (min.)	Dlt RT (min.)	Q	Response	OnCol Amt ppb v/v	Flags
1 Propene	41		2.967				ND	
2 Dichlorodifluoromethane	85		3.031				ND	
3 Chlorodifluoromethane	51		3.085				ND	
4 1,2-Dichloro-1,1,2,2-tetra	85		3.293				ND	
5 Chloromethane	50		3.426				ND	
6 Butane	43		3.629				ND	
7 Vinyl chloride	62		3.666				ND	
8 Butadiene	54		3.741				ND	
10 Bromomethane	94		4.414				ND	
11 Chloroethane	64		4.654				ND	
13 Vinyl bromide	106		5.043				ND	
14 Trichlorofluoromethane	101		5.155				ND	
17 Ethanol	45		5.732				ND	
20 1,1,2-Trichloro-1,2,2-trif	101		6.249				ND	
21 1,1-Dichloroethene	96		6.276				ND	
22 Acetone	43		6.500				ND	
23 Carbon disulfide	76		6.655				ND	
24 Isopropyl alcohol	45		6.826				ND	
25 3-Chloro-1-propene	41		7.071				ND	
27 Methylene Chloride	49		7.365				ND	
28 2-Methyl-2-propanol	59		7.600				ND	
29 Methyl tert-butyl ether	73		7.781				ND	
31 trans-1,2-Dichloroethene	61		7.818				ND	
33 Hexane	57		8.219				ND	
34 1,1-Dichloroethane	63		8.688				ND	
35 Vinyl acetate	43		8.774				ND	
37 cis-1,2-Dichloroethene	96		9.809				ND	
38 2-Butanone (MEK)	72		9.846				ND	
39 Ethyl acetate	88		9.911				ND	
S 30 1,2-Dichloroethene, Total	61		10.200				ND	
41 Tetrahydrofuran	42		10.273				ND	
* 40 Chlorobromomethane	128	10.268	10.273	-0.005	90	212363	10.0	

Compound	Sig	RT (min.)	Adj RT (min.)	Dlt RT (min.)	Q	Response	OnCol Amt ppb v/v	Flags
42 Chloroform	83		10.418				ND	
43 Cyclohexane	84		10.658				ND	
44 1,1,1-Trichloroethane	97		10.679				ND	
45 Carbon tetrachloride	117		10.941				ND	
46 Isooctane	57		11.394				ND	
47 Benzene	78		11.400				ND	
48 1,2-Dichloroethane	62		11.581				ND	
49 n-Heptane	43		11.800				ND	
* 50 1,4-Difluorobenzene	114	12.259	12.259	0.000	98	1112238	10.0	
53 Trichloroethene	95		12.734				ND	
54 1,2-Dichloropropane	63		13.273				ND	
55 Methyl methacrylate	69		13.465				ND	
56 1,4-Dioxane	88		13.508				ND	
57 Dibromomethane	174		13.534				ND	
58 Dichlorobromomethane	83		13.849				ND	
60 cis-1,3-Dichloropropene	75		14.799				ND	
61 4-Methyl-2-pentanone (MIBK)	43		15.082				ND	
65 Toluene	92		15.397				ND	
66 trans-1,3-Dichloropropene	75		16.000				ND	
67 1,1,2-Trichloroethane	83		16.368				ND	
68 Tetrachloroethene	166		16.491				ND	
69 2-Hexanone	43		16.816				ND	
71 Chlorodibromomethane	129		17.137				ND	
72 Ethylene Dibromide	107		17.393				ND	
* 74 Chlorobenzene-d5	117	18.300	18.300	0.000	96	1118531	10.0	
75 Chlorobenzene	112		18.359				ND	
76 Ethylbenzene	91		18.519				ND	U
78 m-Xylene & p-Xylene	106		18.764				ND	
79 o-Xylene	106		19.602				ND	
80 Styrene	104		19.656				ND	
81 Bromoform	173		20.088				ND	
S 73 Xylenes, Total	106		20.100				ND	
82 Isopropylbenzene	105		20.312				ND	
84 1,1,2,2-Tetrachloroethane	83		20.979				ND	
85 N-Propylbenzene	91		21.049				ND	
88 4-Ethyltoluene	105		21.246				ND	
89 2-Chlorotoluene	91		21.246				ND	
90 1,3,5-Trimethylbenzene	105		21.353				ND	
92 tert-Butylbenzene	119		21.849				ND	
93 1,2,4-Trimethylbenzene	105		21.945				ND	
94 sec-Butylbenzene	105		22.180				ND	
95 4-Isopropyltoluene	119		22.383				ND	
96 1,3-Dichlorobenzene	146		22.410				ND	
97 1,4-Dichlorobenzene	146		22.548				ND	
98 Benzyl chloride	91		22.740				ND	
100 n-Butylbenzene	91		22.949				ND	
101 1,2-Dichlorobenzene	146		23.071				ND	
103 1,2,4-Trichlorobenzene	180		25.489				ND	
104 Hexachlorobutadiene	225		25.681				ND	
105 Naphthalene	128		25.943				ND	

[QC Flag Legend](#)

Review Flags

U - Marked Undetected

[Reagents:](#)

ATTO15CISs\_00010

Amount Added: 20.00

Units: mL

Run Reagent

- 1
- 2
- 3
- 4
- 5
- 6
- 7
- 8
- 9
- 10
- 11
- 12
- 13
- 14
- 15

TestAmerica Burlington

Data File: \\ChromNA\Burlington\ChromData\CHC.i\20180313-29551.b\29551\_09.D

Injection Date: 13-Mar-2018 16:40:30

Instrument ID: CHC.i

Operator ID: pad

Lims ID: 200-42576-A-5

Lab Sample ID: 200-42576-5

Worklist Smp#: 9

Client ID: 6450

Purge Vol: 200.000 mL

Dil. Factor: 1.0000

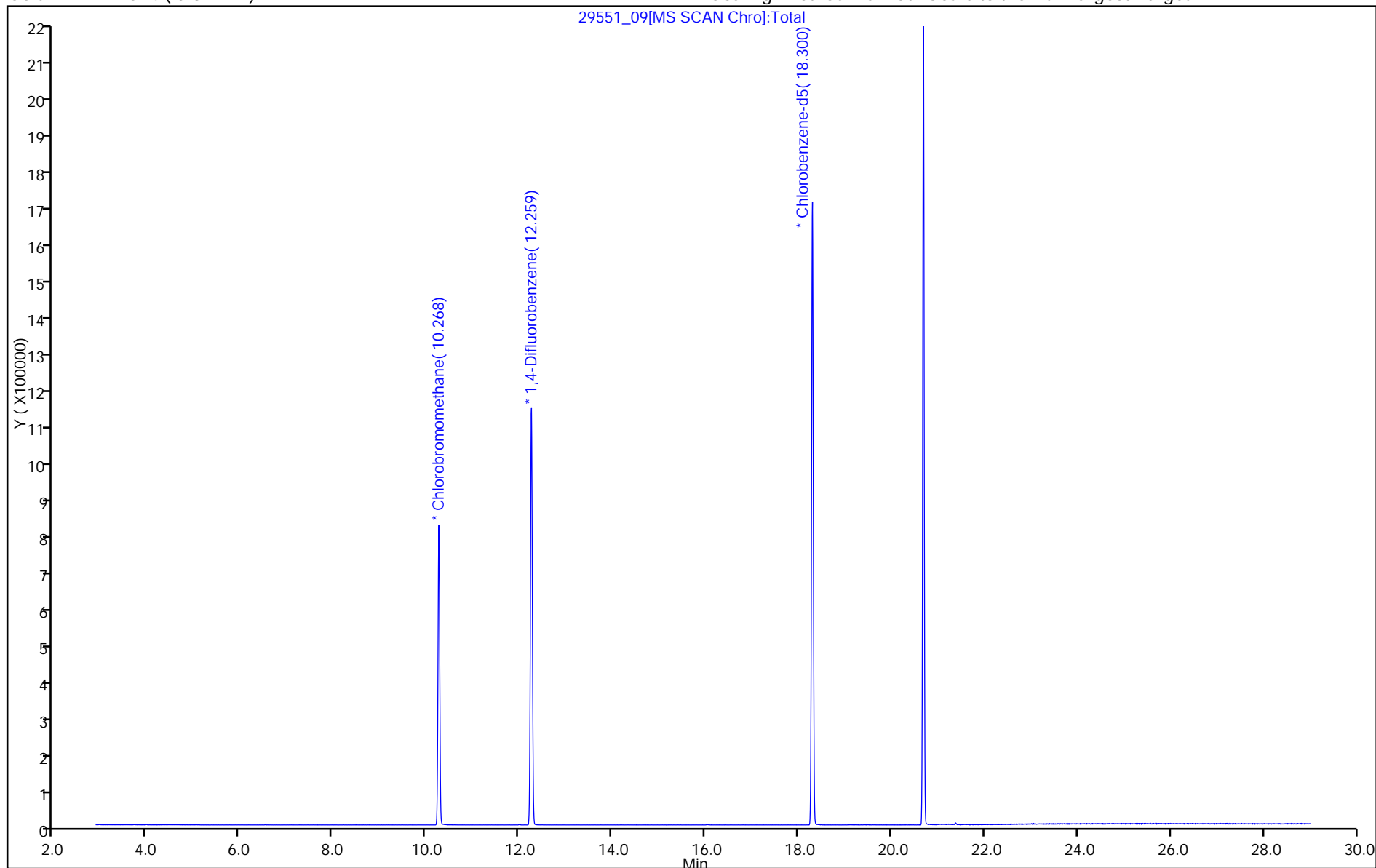
ALS Bottle#: 9

Method: TO15\_MasterMethod\_(v1)\_CHC.i

Limit Group: AI\_TO15\_ICAL

Column: RTX-624 (0.32 mm)

Y Scaling: Method Defined: Scale to the Nth Largest Target: 1

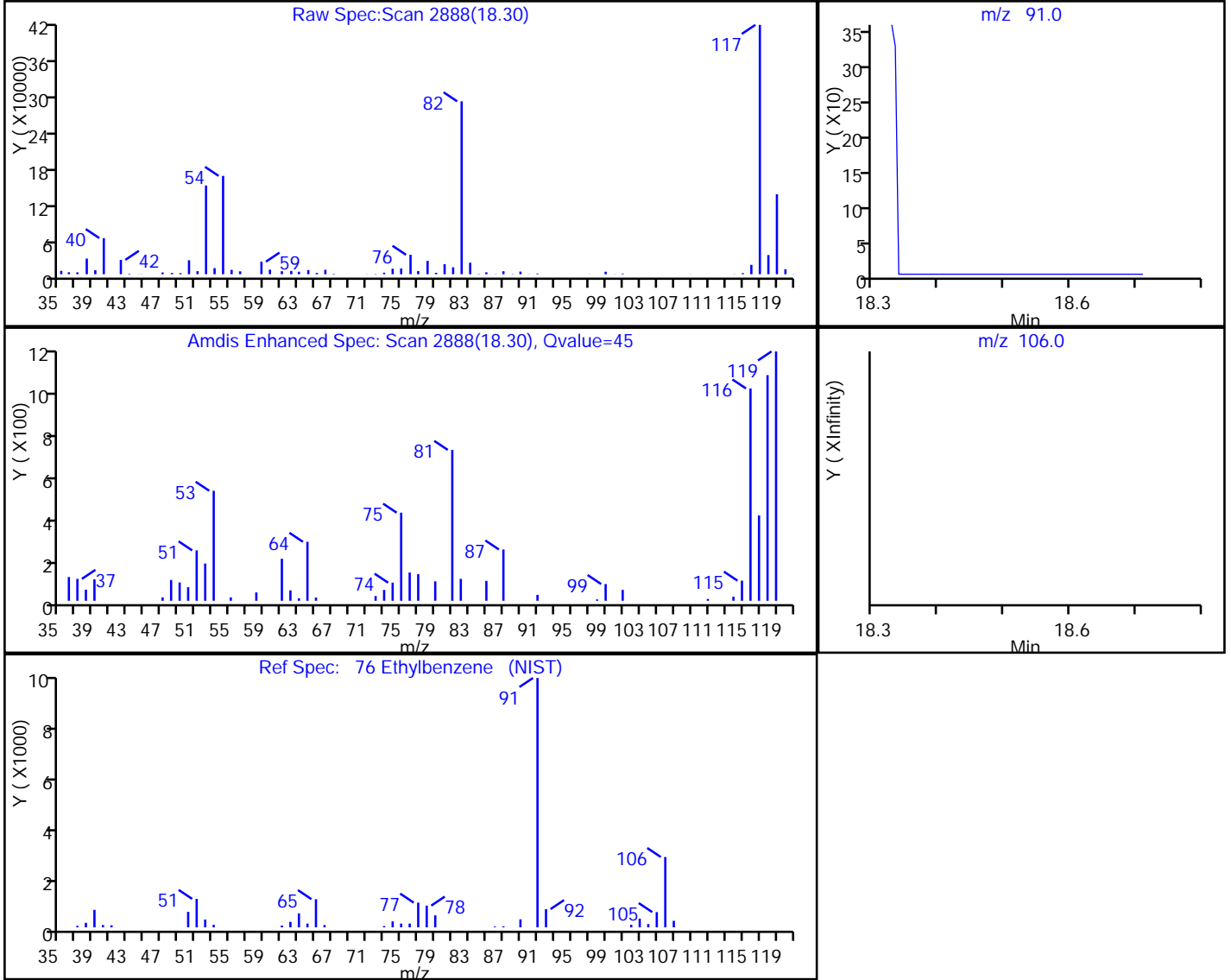


TestAmerica Burlington

Data File: \\ChromNA\Burlington\ChromData\CHC.i\20180313-29551.b\29551\_09.D  
 Injection Date: 13-Mar-2018 16:40:30 Instrument ID: CHC.i  
 Lims ID: 200-42576-A-5 Lab Sample ID: 200-42576-5  
 Client ID: 6450  
 Operator ID: pad ALS Bottle#: 9 Worklist Smp#: 9  
 Purge Vol: 200.000 mL Dil. Factor: 1.0000  
 Method: TO15\_MasterMethod\_(v1)\_CHC.i Limit Group: AI\_TO15\_ICAL  
 Column: RTX-624 (0.32 mm) Detector: MS SCAN

76 Ethylbenzene, CAS: 100-41-4

Processing Results



RT	Mass	Response	Amount
18.30	91.00	2421	0.028080
18.52	106.00	0	

Reviewer: bunmaa, 14-Mar-2018 16:25:01

Audit Action: Marked Compound Undetected

Audit Reason: Invalid Compound ID

FORM I  
AIR - GC/MS VOA ORGANICS ANALYSIS DATA SHEET

Lab Name: TestAmerica Burlington Job No.: 200-42576-1  
 SDG No.: \_\_\_\_\_  
 Client Sample ID: 6490 Lab Sample ID: 200-42576-6  
 Matrix: Air Lab File ID: 29551\_10.D  
 Analysis Method: TO-15 Date Collected: 03/12/2018 00:00  
 Sample wt/vol: 200 (mL) Date Analyzed: 03/13/2018 17:34  
 Soil Aliquot Vol: \_\_\_\_\_ Dilution Factor: 1  
 Soil Extract Vol.: \_\_\_\_\_ GC Column: RTX-624 ID: 0.32 (mm)  
 % Moisture: \_\_\_\_\_ Level: (low/med) Low  
 Analysis Batch No.: 127298 Units: ppb v/v

CAS NO.	COMPOUND NAME	RESULT	Q	RL	RL
115-07-1	Propylene	5.0	U	5.0	5.0
75-71-8	Dichlorodifluoromethane	0.50	U	0.50	0.50
75-45-6	Freon 22	0.50	U	0.50	0.50
76-14-2	1,2-Dichlorotetrafluoroethane	0.20	U	0.20	0.20
74-87-3	Chloromethane	0.50	U	0.50	0.50
106-97-8	n-Butane	0.50	U	0.50	0.50
75-01-4	Vinyl chloride	0.20	U	0.20	0.20
106-99-0	1,3-Butadiene	0.20	U	0.20	0.20
74-83-9	Bromomethane	0.20	U	0.20	0.20
75-00-3	Chloroethane	0.50	U	0.50	0.50
593-60-2	Bromoethene (Vinyl Bromide)	0.20	U	0.20	0.20
75-69-4	Trichlorofluoromethane	0.20	U	0.20	0.20
64-17-5	Ethanol	5.0	U	5.0	5.0
76-13-1	Freon TF	0.20	U	0.20	0.20
75-35-4	1,1-Dichloroethene	0.20	U	0.20	0.20
67-64-1	Acetone	5.0	U *	5.0	5.0
67-63-0	Isopropyl alcohol	5.0	U	5.0	5.0
75-15-0	Carbon disulfide	0.50	U	0.50	0.50
107-05-1	3-Chloropropene	0.50	U	0.50	0.50
75-09-2	Methylene Chloride	0.50	U	0.50	0.50
75-65-0	tert-Butyl alcohol	5.0	U	5.0	5.0
1634-04-4	Methyl tert-butyl ether	0.20	U	0.20	0.20
156-60-5	trans-1,2-Dichloroethene	0.20	U	0.20	0.20
110-54-3	n-Hexane	0.20	U	0.20	0.20
75-34-3	1,1-Dichloroethane	0.20	U	0.20	0.20
108-05-4	Vinyl acetate	5.0	U	5.0	5.0
141-78-6	Ethyl acetate	5.0	U	5.0	5.0
78-93-3	Methyl Ethyl Ketone	0.50	U	0.50	0.50
156-59-2	cis-1,2-Dichloroethene	0.20	U	0.20	0.20
540-59-0	1,2-Dichloroethene, Total	0.40	U	0.40	0.40
67-66-3	Chloroform	0.20	U	0.20	0.20
109-99-9	Tetrahydrofuran	5.0	U	5.0	5.0
71-55-6	1,1,1-Trichloroethane	0.20	U	0.20	0.20
110-82-7	Cyclohexane	0.20	U	0.20	0.20
56-23-5	Carbon tetrachloride	0.20	U	0.20	0.20
540-84-1	2,2,4-Trimethylpentane	0.20	U	0.20	0.20

FORM I  
AIR - GC/MS VOA ORGANICS ANALYSIS DATA SHEET

Lab Name: TestAmerica Burlington Job No.: 200-42576-1  
 SDG No.: \_\_\_\_\_  
 Client Sample ID: 6490 Lab Sample ID: 200-42576-6  
 Matrix: Air Lab File ID: 29551\_10.D  
 Analysis Method: TO-15 Date Collected: 03/12/2018 00:00  
 Sample wt/vol: 200 (mL) Date Analyzed: 03/13/2018 17:34  
 Soil Aliquot Vol: \_\_\_\_\_ Dilution Factor: 1  
 Soil Extract Vol.: \_\_\_\_\_ GC Column: RTX-624 ID: 0.32 (mm)  
 % Moisture: \_\_\_\_\_ Level: (low/med) Low  
 Analysis Batch No.: 127298 Units: ppb v/v

CAS NO.	COMPOUND NAME	RESULT	Q	RL	RL
71-43-2	Benzene	0.20	U	0.20	0.20
107-06-2	1,2-Dichloroethane	0.20	U	0.20	0.20
142-82-5	n-Heptane	0.20	U	0.20	0.20
79-01-6	Trichloroethene	0.20	U	0.20	0.20
80-62-6	Methyl methacrylate	0.50	U	0.50	0.50
78-87-5	1,2-Dichloropropane	0.20	U	0.20	0.20
123-91-1	1,4-Dioxane	5.0	U	5.0	5.0
75-27-4	Bromodichloromethane	0.20	U	0.20	0.20
10061-01-5	cis-1,3-Dichloropropene	0.20	U	0.20	0.20
108-10-1	methyl isobutyl ketone	0.50	U	0.50	0.50
108-88-3	Toluene	0.20	U	0.20	0.20
10061-02-6	trans-1,3-Dichloropropene	0.20	U	0.20	0.20
79-00-5	1,1,2-Trichloroethane	0.20	U	0.20	0.20
127-18-4	Tetrachloroethene	0.20	U	0.20	0.20
591-78-6	Methyl Butyl Ketone (2-Hexanone)	0.50	U *	0.50	0.50
124-48-1	Dibromochloromethane	0.20	U	0.20	0.20
106-93-4	1,2-Dibromoethane	0.20	U	0.20	0.20
108-90-7	Chlorobenzene	0.20	U	0.20	0.20
100-41-4	Ethylbenzene	0.20	U	0.20	0.20
179601-23-1	m,p-Xylene	0.50	U	0.50	0.50
95-47-6	Xylene, o-	0.20	U	0.20	0.20
1330-20-7	Xylene (total)	0.70	U	0.70	0.70
100-42-5	Styrene	0.20	U	0.20	0.20
75-25-2	Bromoform	0.20	U	0.20	0.20
98-82-8	Cumene	0.20	U	0.20	0.20
79-34-5	1,1,2,2-Tetrachloroethane	0.20	U	0.20	0.20
103-65-1	n-Propylbenzene	0.20	U	0.20	0.20
622-96-8	4-Ethyltoluene	0.20	U	0.20	0.20
108-67-8	1,3,5-Trimethylbenzene	0.20	U	0.20	0.20
95-49-8	2-Chlorotoluene	0.20	U	0.20	0.20
98-06-6	tert-Butylbenzene	0.20	U	0.20	0.20
95-63-6	1,2,4-Trimethylbenzene	0.20	U	0.20	0.20
135-98-8	sec-Butylbenzene	0.20	U	0.20	0.20
99-87-6	4-Isopropyltoluene	0.20	U	0.20	0.20
541-73-1	1,3-Dichlorobenzene	0.20	U	0.20	0.20
106-46-7	1,4-Dichlorobenzene	0.20	U	0.20	0.20

FORM I  
AIR - GC/MS VOA ORGANICS ANALYSIS DATA SHEET

Lab Name: TestAmerica Burlington Job No.: 200-42576-1  
 SDG No.: \_\_\_\_\_  
 Client Sample ID: 6490 Lab Sample ID: 200-42576-6  
 Matrix: Air Lab File ID: 29551\_10.D  
 Analysis Method: TO-15 Date Collected: 03/12/2018 00:00  
 Sample wt/vol: 200 (mL) Date Analyzed: 03/13/2018 17:34  
 Soil Aliquot Vol: \_\_\_\_\_ Dilution Factor: 1  
 Soil Extract Vol.: \_\_\_\_\_ GC Column: RTX-624 ID: 0.32 (mm)  
 % Moisture: \_\_\_\_\_ Level: (low/med) Low  
 Analysis Batch No.: 127298 Units: ppb v/v

CAS NO.	COMPOUND NAME	RESULT	Q	RL	RL
100-44-7	Benzyl chloride	0.20	U	0.20	0.20
104-51-8	n-Butylbenzene	0.20	U	0.20	0.20
95-50-1	1,2-Dichlorobenzene	0.20	U	0.20	0.20
120-82-1	1,2,4-Trichlorobenzene	0.50	U	0.50	0.50
87-68-3	Hexachlorobutadiene	0.20	U	0.20	0.20
91-20-3	Naphthalene	0.50	U	0.50	0.50



TestAmerica Burlington  
Target Compound Quantitation Report

Data File: \\ChromNA\Burlington\ChromData\CHC.i\20180313-29551.b\29551\_10.D  
 Lims ID: 200-42576-A-6  
 Client ID: 6490  
 Sample Type: Client  
 Inject. Date: 13-Mar-2018 17:34:30 ALS Bottle#: 10 Worklist Smp#: 10  
 Purge Vol: 200.000 mL Dil. Factor: 1.0000  
 Sample Info: 200-0029551-010  
 Operator ID: pad Instrument ID: CHC.i  
 Method: \\ChromNA\Burlington\ChromData\CHC.i\20180313-29551.b\TO15\_MasterMethod\_(v1)\_CHC.i.m  
 Limit Group: AI\_TO15\_ICAL  
 Last Update: 14-Mar-2018 16:26:52 Calib Date: 26-Jan-2018 01:35:30  
 Integrator: RTE ID Type: Deconvolution ID  
 Quant Method: Internal Standard Quant By: Initial Calibration  
 Last ICal File: \\ChromNA\Burlington\ChromData\CHC.i\20180125-28916.b\28916\_12.D  
 Column 1 : RTX-624 ( 0.32 mm) Det: MS SCAN  
 Process Host: XAWRK007

First Level Reviewer: bunmaa

Date:

14-Mar-2018 16:26:52

Compound	Sig	RT (min.)	Adj RT (min.)	Dlt RT (min.)	Q	Response	OnCol Amt ppb v/v	Flags
1 Propene	41		2.967				ND	
2 Dichlorodifluoromethane	85		3.031				ND	
3 Chlorodifluoromethane	51		3.085				ND	
4 1,2-Dichloro-1,1,2,2-tetra	85		3.293				ND	
5 Chloromethane	50		3.426				ND	
6 Butane	43		3.629				ND	
7 Vinyl chloride	62		3.666				ND	
8 Butadiene	54		3.741				ND	
10 Bromomethane	94		4.414				ND	
11 Chloroethane	64		4.654				ND	
13 Vinyl bromide	106		5.043				ND	
14 Trichlorofluoromethane	101		5.155				ND	
17 Ethanol	45		5.732				ND	
20 1,1,2-Trichloro-1,2,2-trif	101		6.249				ND	
21 1,1-Dichloroethene	96		6.276				ND	
22 Acetone	43		6.500				ND	Ua
23 Carbon disulfide	76		6.655				ND	
24 Isopropyl alcohol	45		6.826				ND	
25 3-Chloro-1-propene	41		7.071				ND	
27 Methylene Chloride	49		7.365				ND	
28 2-Methyl-2-propanol	59		7.600				ND	
29 Methyl tert-butyl ether	73		7.781				ND	
31 trans-1,2-Dichloroethene	61		7.818				ND	
33 Hexane	57		8.219				ND	
34 1,1-Dichloroethane	63		8.688				ND	
35 Vinyl acetate	43		8.774				ND	
37 cis-1,2-Dichloroethene	96		9.809				ND	
38 2-Butanone (MEK)	72		9.846				ND	
39 Ethyl acetate	88		9.911				ND	
S 30 1,2-Dichloroethene, Total	61		10.200				ND	
41 Tetrahydrofuran	42		10.273				ND	
* 40 Chlorobromomethane	128	10.268	10.273	-0.005	90	211408	10.0	

Compound	Sig	RT (min.)	Adj RT (min.)	Dlt RT (min.)	Q	Response	OnCol Amt ppb v/v	Flags
42 Chloroform	83		10.418				ND	
43 Cyclohexane	84		10.658				ND	
44 1,1,1-Trichloroethane	97		10.679				ND	
45 Carbon tetrachloride	117		10.941				ND	
46 Isooctane	57		11.394				ND	
47 Benzene	78		11.400				ND	
48 1,2-Dichloroethane	62		11.581				ND	
49 n-Heptane	43		11.800				ND	
* 50 1,4-Difluorobenzene	114	12.259	12.259	0.000	98	1109044	10.0	
53 Trichloroethene	95		12.734				ND	
54 1,2-Dichloropropane	63		13.273				ND	
55 Methyl methacrylate	69		13.465				ND	
56 1,4-Dioxane	88		13.508				ND	
57 Dibromomethane	174		13.534				ND	
58 Dichlorobromomethane	83		13.849				ND	
60 cis-1,3-Dichloropropene	75		14.799				ND	
61 4-Methyl-2-pentanone (MIBK)	43		15.082				ND	
65 Toluene	92		15.397				ND	
66 trans-1,3-Dichloropropene	75		16.000				ND	
67 1,1,2-Trichloroethane	83		16.368				ND	
68 Tetrachloroethene	166		16.491				ND	
69 2-Hexanone	43		16.816				ND	
71 Chlorodibromomethane	129		17.137				ND	
72 Ethylene Dibromide	107		17.393				ND	
* 74 Chlorobenzene-d5	117	18.300	18.300	0.000	96	1124134	10.0	
75 Chlorobenzene	112		18.359				ND	
76 Ethylbenzene	91		18.519				ND	U
78 m-Xylene & p-Xylene	106		18.764				ND	
79 o-Xylene	106		19.602				ND	
80 Styrene	104		19.656				ND	
81 Bromoform	173		20.088				ND	
S 73 Xylenes, Total	106		20.100				ND	
82 Isopropylbenzene	105		20.312				ND	
84 1,1,2,2-Tetrachloroethane	83		20.979				ND	
85 N-Propylbenzene	91		21.049				ND	
88 4-Ethyltoluene	105		21.246				ND	
89 2-Chlorotoluene	91		21.246				ND	
90 1,3,5-Trimethylbenzene	105		21.353				ND	
92 tert-Butylbenzene	119		21.849				ND	
93 1,2,4-Trimethylbenzene	105		21.945				ND	
94 sec-Butylbenzene	105		22.180				ND	
95 4-Isopropyltoluene	119		22.383				ND	
96 1,3-Dichlorobenzene	146		22.410				ND	
97 1,4-Dichlorobenzene	146		22.548				ND	
98 Benzyl chloride	91		22.740				ND	
100 n-Butylbenzene	91		22.949				ND	
101 1,2-Dichlorobenzene	146		23.071				ND	
103 1,2,4-Trichlorobenzene	180		25.489				ND	
104 Hexachlorobutadiene	225		25.681				ND	
105 Naphthalene	128		25.943				ND	

### QC Flag Legend

#### Review Flags

U - Marked Undetected

a - User Assigned ID

### Reagents:

ATTO15CISs\_00010

Amount Added: 20.00

Units: mL

Run Reagent

- 1
- 2
- 3
- 4
- 5
- 6
- 7
- 8
- 9
- 10
- 11
- 12
- 13
- 14
- 15

TestAmerica Burlington

Data File: \\ChromNA\Burlington\ChromData\CHC.i\20180313-29551.b\29551\_10.D

Injection Date: 13-Mar-2018 17:34:30

Instrument ID: CHC.i

Operator ID: pad

Lims ID: 200-42576-A-6

Lab Sample ID: 200-42576-6

Worklist Smp#: 10

Client ID: 6490

Purge Vol: 200.000 mL

Dil. Factor: 1.0000

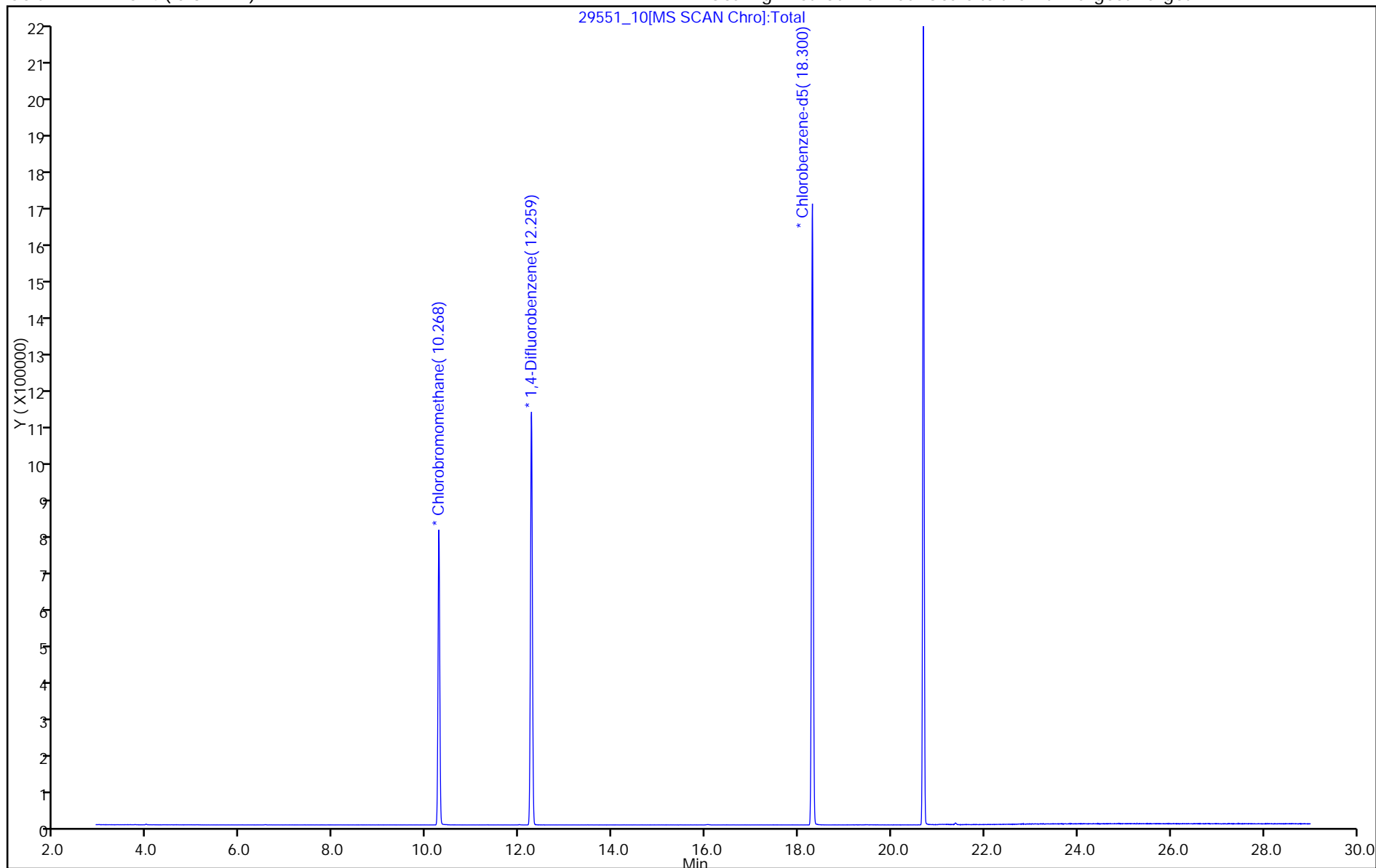
ALS Bottle#: 10

Method: TO15\_MasterMethod\_(v1)\_CHC.i

Limit Group: AI\_TO15\_ICAL

Column: RTX-624 ( 0.32 mm)

Y Scaling: Method Defined: Scale to the Nth Largest Target: 1

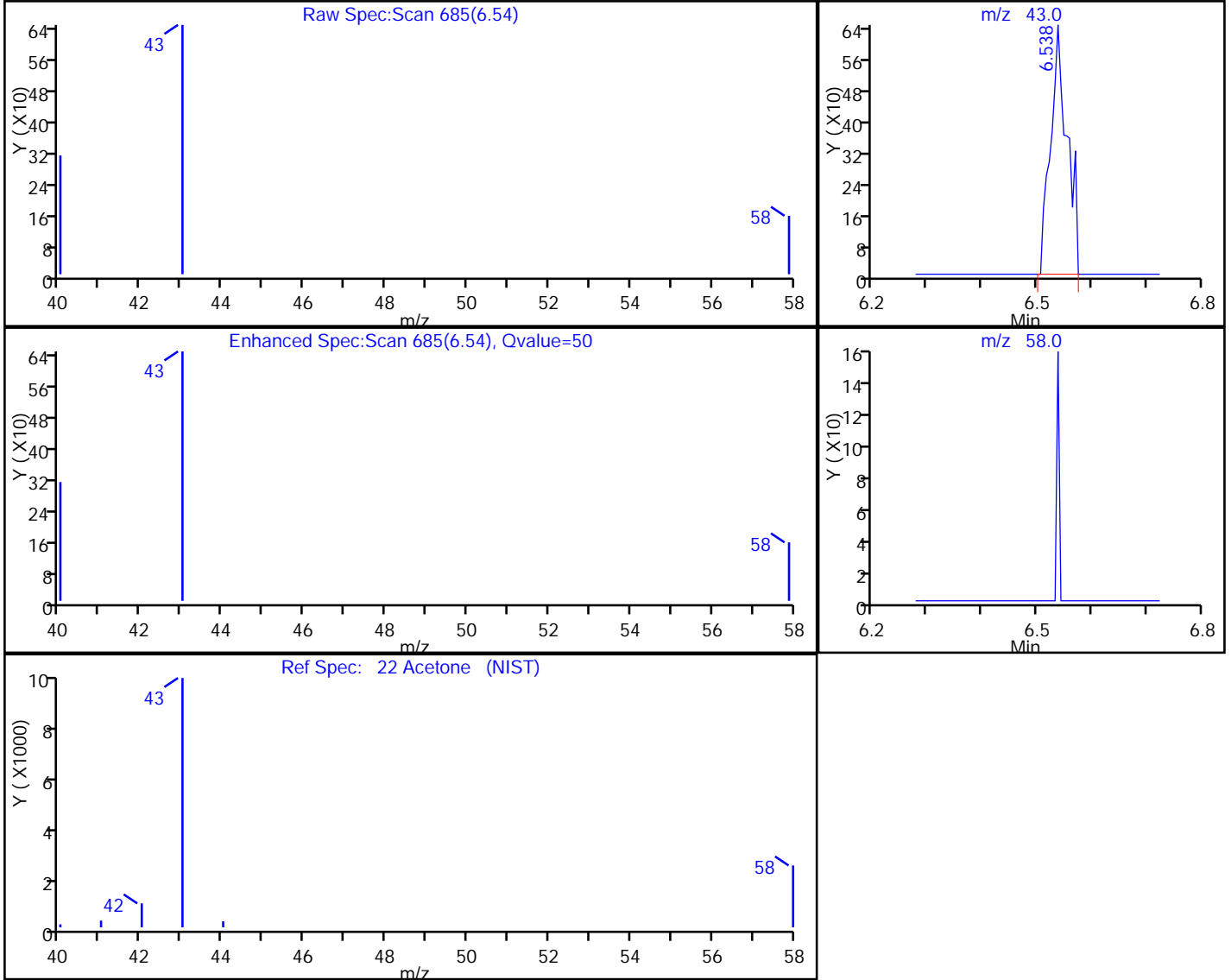


TestAmerica Burlington

Data File: \\ChromNA\Burlington\ChromData\CHC.i\20180313-29551.b\29551\_10.D  
Injection Date: 13-Mar-2018 17:34:30 Instrument ID: CHC.i  
Lims ID: 200-42576-A-6 Lab Sample ID: 200-42576-6  
Client ID: 6490  
Operator ID: pad ALS Bottle#: 10 Worklist Smp#: 10  
Purge Vol: 200.000 mL Dil. Factor: 1.0000  
Method: TO15\_MasterMethod\_(v1)\_CHC.i Limit Group: AI\_TO15\_ICAL  
Column: RTX-624 (0.32 mm) Detector MS SCAN

22 Acetone, CAS: 67-64-1

Processing Results



RT	Mass	Response	Amount
6.54	43.00	1378	0.043299
6.55	58.00	0	

Reviewer: bunmaa, 14-Mar-2018 16:26:52  
Audit Action: Marked Compound Undetected

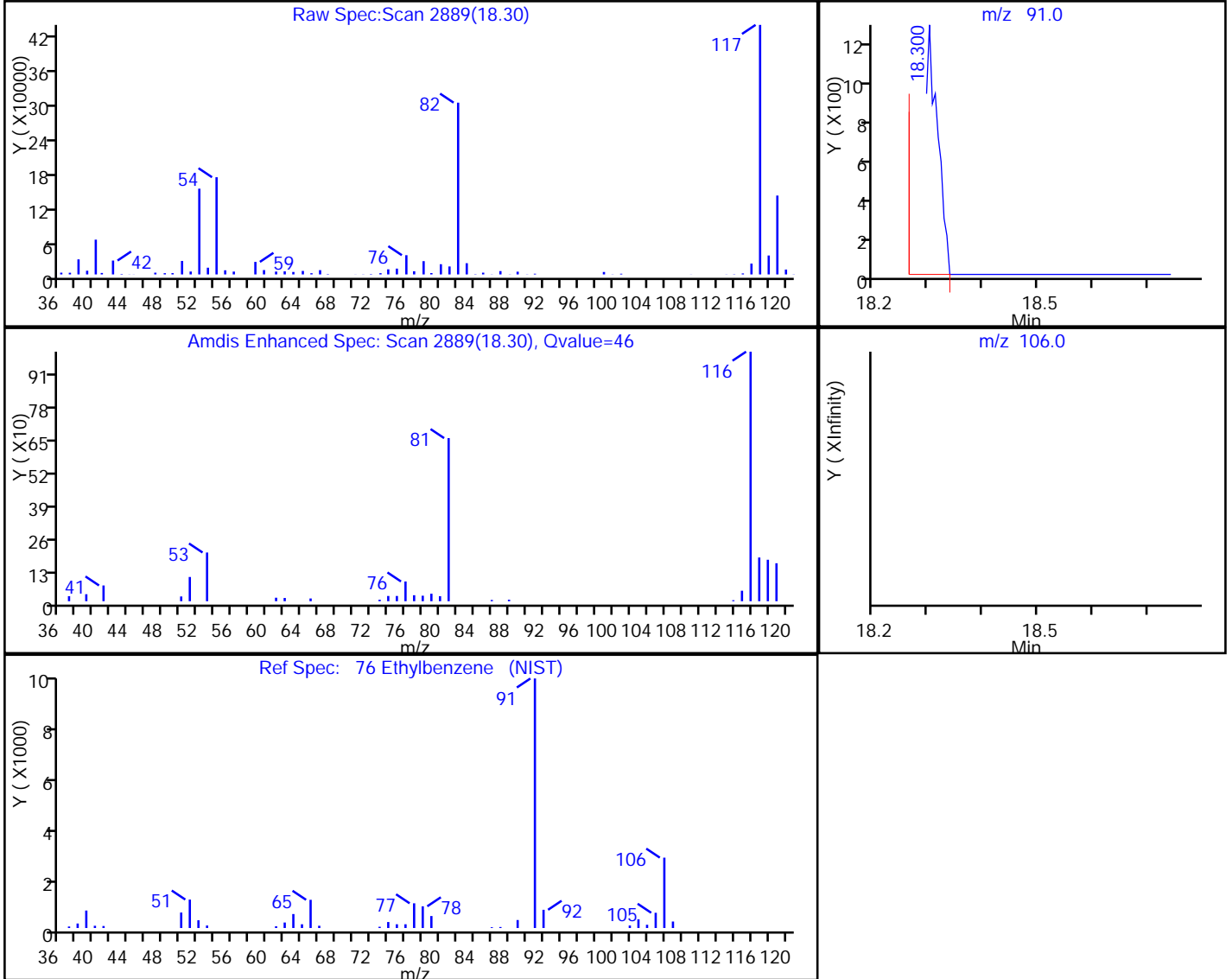
Audit Reason: Invalid Compound ID

TestAmerica Burlington

Data File: \\ChromNA\Burlington\ChromData\CHC.i\20180313-29551.b\29551\_10.D  
 Injection Date: 13-Mar-2018 17:34:30 Instrument ID: CHC.i  
 Lims ID: 200-42576-A-6 Lab Sample ID: 200-42576-6  
 Client ID: 6490  
 Operator ID: pad ALS Bottle#: 10 Worklist Smp#: 10  
 Purge Vol: 200.000 mL Dil. Factor: 1.0000  
 Method: TO15\_MasterMethod\_(v1)\_CHC.i Limit Group: AI\_TO15\_ICAL  
 Column: RTX-624 (0.32 mm) Detector: MS SCAN

76 Ethylbenzene, CAS: 100-41-4

Processing Results



RT	Mass	Response	Amount
18.30	91.00	2673	0.030849
18.52	106.00	0	

Reviewer: bunmaa, 14-Mar-2018 16:26:52

Audit Action: Marked Compound Undetected

Audit Reason: Invalid Compound ID



FORM I  
AIR - GC/MS VOA ORGANICS ANALYSIS DATA SHEET

Lab Name: TestAmerica Burlington Job No.: 200-42576-1  
 SDG No.: \_\_\_\_\_  
 Client Sample ID: 6484 Lab Sample ID: 200-42576-7  
 Matrix: Air Lab File ID: 29551\_11.D  
 Analysis Method: TO-15 Date Collected: 03/12/2018 00:00  
 Sample wt/vol: 200 (mL) Date Analyzed: 03/13/2018 18:27  
 Soil Aliquot Vol: \_\_\_\_\_ Dilution Factor: 1  
 Soil Extract Vol.: \_\_\_\_\_ GC Column: RTX-624 ID: 0.32 (mm)  
 % Moisture: \_\_\_\_\_ Level: (low/med) Low  
 Analysis Batch No.: 127298 Units: ppb v/v

CAS NO.	COMPOUND NAME	RESULT	Q	RL	RL
115-07-1	Propylene	5.0	U	5.0	5.0
75-71-8	Dichlorodifluoromethane	0.50	U	0.50	0.50
75-45-6	Freon 22	0.50	U	0.50	0.50
76-14-2	1,2-Dichlorotetrafluoroethane	0.20	U	0.20	0.20
74-87-3	Chloromethane	0.50	U	0.50	0.50
106-97-8	n-Butane	0.50	U	0.50	0.50
75-01-4	Vinyl chloride	0.20	U	0.20	0.20
106-99-0	1,3-Butadiene	0.20	U	0.20	0.20
74-83-9	Bromomethane	0.20	U	0.20	0.20
75-00-3	Chloroethane	0.50	U	0.50	0.50
593-60-2	Bromoethene (Vinyl Bromide)	0.20	U	0.20	0.20
75-69-4	Trichlorofluoromethane	0.20	U	0.20	0.20
64-17-5	Ethanol	5.0	U	5.0	5.0
76-13-1	Freon TF	0.20	U	0.20	0.20
75-35-4	1,1-Dichloroethene	0.20	U	0.20	0.20
67-64-1	Acetone	5.0	U *	5.0	5.0
67-63-0	Isopropyl alcohol	5.0	U	5.0	5.0
75-15-0	Carbon disulfide	0.50	U	0.50	0.50
107-05-1	3-Chloropropene	0.50	U	0.50	0.50
75-09-2	Methylene Chloride	0.50	U	0.50	0.50
75-65-0	tert-Butyl alcohol	5.0	U	5.0	5.0
1634-04-4	Methyl tert-butyl ether	0.20	U	0.20	0.20
156-60-5	trans-1,2-Dichloroethene	0.20	U	0.20	0.20
110-54-3	n-Hexane	0.20	U	0.20	0.20
75-34-3	1,1-Dichloroethane	0.20	U	0.20	0.20
108-05-4	Vinyl acetate	5.0	U	5.0	5.0
141-78-6	Ethyl acetate	5.0	U	5.0	5.0
78-93-3	Methyl Ethyl Ketone	0.50	U	0.50	0.50
156-59-2	cis-1,2-Dichloroethene	0.20	U	0.20	0.20
540-59-0	1,2-Dichloroethene, Total	0.40	U	0.40	0.40
67-66-3	Chloroform	0.20	U	0.20	0.20
109-99-9	Tetrahydrofuran	5.0	U	5.0	5.0
71-55-6	1,1,1-Trichloroethane	0.20	U	0.20	0.20
110-82-7	Cyclohexane	0.20	U	0.20	0.20
56-23-5	Carbon tetrachloride	0.20	U	0.20	0.20
540-84-1	2,2,4-Trimethylpentane	0.20	U	0.20	0.20

FORM I  
AIR - GC/MS VOA ORGANICS ANALYSIS DATA SHEET

Lab Name: TestAmerica Burlington Job No.: 200-42576-1  
 SDG No.: \_\_\_\_\_  
 Client Sample ID: 6484 Lab Sample ID: 200-42576-7  
 Matrix: Air Lab File ID: 29551\_11.D  
 Analysis Method: TO-15 Date Collected: 03/12/2018 00:00  
 Sample wt/vol: 200 (mL) Date Analyzed: 03/13/2018 18:27  
 Soil Aliquot Vol: \_\_\_\_\_ Dilution Factor: 1  
 Soil Extract Vol.: \_\_\_\_\_ GC Column: RTX-624 ID: 0.32 (mm)  
 % Moisture: \_\_\_\_\_ Level: (low/med) Low  
 Analysis Batch No.: 127298 Units: ppb v/v

CAS NO.	COMPOUND NAME	RESULT	Q	RL	RL
71-43-2	Benzene	0.20	U	0.20	0.20
107-06-2	1,2-Dichloroethane	0.20	U	0.20	0.20
142-82-5	n-Heptane	0.20	U	0.20	0.20
79-01-6	Trichloroethene	0.20	U	0.20	0.20
80-62-6	Methyl methacrylate	0.50	U	0.50	0.50
78-87-5	1,2-Dichloropropane	0.20	U	0.20	0.20
123-91-1	1,4-Dioxane	5.0	U	5.0	5.0
75-27-4	Bromodichloromethane	0.20	U	0.20	0.20
10061-01-5	cis-1,3-Dichloropropene	0.20	U	0.20	0.20
108-10-1	methyl isobutyl ketone	0.50	U	0.50	0.50
108-88-3	Toluene	0.20	U	0.20	0.20
10061-02-6	trans-1,3-Dichloropropene	0.20	U	0.20	0.20
79-00-5	1,1,2-Trichloroethane	0.20	U	0.20	0.20
127-18-4	Tetrachloroethene	0.20	U	0.20	0.20
591-78-6	Methyl Butyl Ketone (2-Hexanone)	0.50	U *	0.50	0.50
124-48-1	Dibromochloromethane	0.20	U	0.20	0.20
106-93-4	1,2-Dibromoethane	0.20	U	0.20	0.20
108-90-7	Chlorobenzene	0.20	U	0.20	0.20
100-41-4	Ethylbenzene	0.20	U	0.20	0.20
179601-23-1	m,p-Xylene	0.50	U	0.50	0.50
95-47-6	Xylene, o-	0.20	U	0.20	0.20
1330-20-7	Xylene (total)	0.70	U	0.70	0.70
100-42-5	Styrene	0.20	U	0.20	0.20
75-25-2	Bromoform	0.20	U	0.20	0.20
98-82-8	Cumene	0.20	U	0.20	0.20
79-34-5	1,1,2,2-Tetrachloroethane	0.20	U	0.20	0.20
103-65-1	n-Propylbenzene	0.20	U	0.20	0.20
622-96-8	4-Ethyltoluene	0.20	U	0.20	0.20
108-67-8	1,3,5-Trimethylbenzene	0.20	U	0.20	0.20
95-49-8	2-Chlorotoluene	0.20	U	0.20	0.20
98-06-6	tert-Butylbenzene	0.20	U	0.20	0.20
95-63-6	1,2,4-Trimethylbenzene	0.20	U	0.20	0.20
135-98-8	sec-Butylbenzene	0.20	U	0.20	0.20
99-87-6	4-Isopropyltoluene	0.20	U	0.20	0.20
541-73-1	1,3-Dichlorobenzene	0.20	U	0.20	0.20
106-46-7	1,4-Dichlorobenzene	0.20	U	0.20	0.20



FORM I  
AIR - GC/MS VOA ORGANICS ANALYSIS DATA SHEET

Lab Name: TestAmerica Burlington Job No.: 200-42576-1  
 SDG No.: \_\_\_\_\_  
 Client Sample ID: 6484 Lab Sample ID: 200-42576-7  
 Matrix: Air Lab File ID: 29551\_11.D  
 Analysis Method: TO-15 Date Collected: 03/12/2018 00:00  
 Sample wt/vol: 200 (mL) Date Analyzed: 03/13/2018 18:27  
 Soil Aliquot Vol: \_\_\_\_\_ Dilution Factor: 1  
 Soil Extract Vol.: \_\_\_\_\_ GC Column: RTX-624 ID: 0.32 (mm)  
 % Moisture: \_\_\_\_\_ Level: (low/med) Low  
 Analysis Batch No.: 127298 Units: ppb v/v

CAS NO.	COMPOUND NAME	RESULT	Q	RL	RL
100-44-7	Benzyl chloride	0.20	U	0.20	0.20
104-51-8	n-Butylbenzene	0.20	U	0.20	0.20
95-50-1	1,2-Dichlorobenzene	0.20	U	0.20	0.20
120-82-1	1,2,4-Trichlorobenzene	0.50	U	0.50	0.50
87-68-3	Hexachlorobutadiene	0.20	U	0.20	0.20
91-20-3	Naphthalene	0.50	U	0.50	0.50

TestAmerica Burlington  
Target Compound Quantitation Report

Data File: \\ChromNA\Burlington\ChromData\CHC.i\20180313-29551.b\29551\_11.D  
 Lims ID: 200-42576-A-7  
 Client ID: 6484  
 Sample Type: Client  
 Inject. Date: 13-Mar-2018 18:27:30 ALS Bottle#: 11 Worklist Smp#: 11  
 Purge Vol: 200.000 mL Dil. Factor: 1.0000  
 Sample Info: 200-0029551-011  
 Operator ID: pad Instrument ID: CHC.i  
 Method: \\ChromNA\Burlington\ChromData\CHC.i\20180313-29551.b\TO15\_MasterMethod\_(v1)\_CHC.i.m  
 Limit Group: AI\_TO15\_ICAL  
 Last Update: 14-Mar-2018 16:33:23 Calib Date: 26-Jan-2018 01:35:30  
 Integrator: RTE ID Type: Deconvolution ID  
 Quant Method: Internal Standard Quant By: Initial Calibration  
 Last ICal File: \\ChromNA\Burlington\ChromData\CHC.i\20180125-28916.b\28916\_12.D  
 Column 1 : RTX-624 ( 0.32 mm) Det: MS SCAN  
 Process Host: XAWRK007

First Level Reviewer: bunmaa

Date: 14-Mar-2018 16:33:23

Compound	Sig	RT (min.)	Adj RT (min.)	Dlt RT (min.)	Q	Response	OnCol Amt ppb v/v	Flags
1 Propene	41		2.967				ND	
2 Dichlorodifluoromethane	85		3.031				ND	
3 Chlorodifluoromethane	51		3.085				ND	
4 1,2-Dichloro-1,1,2,2-tetra	85		3.293				ND	
5 Chloromethane	50		3.426				ND	
6 Butane	43		3.629				ND	
7 Vinyl chloride	62		3.666				ND	
8 Butadiene	54		3.741				ND	
10 Bromomethane	94		4.414				ND	
11 Chloroethane	64		4.654				ND	
13 Vinyl bromide	106		5.043				ND	
14 Trichlorofluoromethane	101		5.155				ND	
17 Ethanol	45		5.732				ND	
20 1,1,2-Trichloro-1,2,2-trif	101		6.249				ND	
21 1,1-Dichloroethene	96		6.276				ND	
22 Acetone	43		6.500				ND	Ua
23 Carbon disulfide	76		6.655				ND	
24 Isopropyl alcohol	45		6.826				ND	
25 3-Chloro-1-propene	41		7.071				ND	
27 Methylene Chloride	49		7.365				ND	
28 2-Methyl-2-propanol	59		7.600				ND	
29 Methyl tert-butyl ether	73		7.781				ND	
31 trans-1,2-Dichloroethene	61		7.818				ND	
33 Hexane	57		8.219				ND	
34 1,1-Dichloroethane	63		8.688				ND	
35 Vinyl acetate	43		8.774				ND	
37 cis-1,2-Dichloroethene	96		9.809				ND	
38 2-Butanone (MEK)	72		9.846				ND	
39 Ethyl acetate	88		9.911				ND	
S 30 1,2-Dichloroethene, Total	61		10.200				ND	
41 Tetrahydrofuran	42		10.273				ND	
* 40 Chlorobromomethane	128	10.268	10.273	-0.005	90	214223	10.0	

Compound	Sig	RT (min.)	Adj RT (min.)	Dlt RT (min.)	Q	Response	OnCol Amt ppb v/v	Flags
42 Chloroform	83		10.418				ND	
43 Cyclohexane	84		10.658				ND	
44 1,1,1-Trichloroethane	97		10.679				ND	
45 Carbon tetrachloride	117		10.941				ND	
46 Isooctane	57		11.394				ND	
47 Benzene	78		11.400				ND	
48 1,2-Dichloroethane	62		11.581				ND	
49 n-Heptane	43		11.800				ND	
* 50 1,4-Difluorobenzene	114	12.259	12.259	0.000	98	1134639	10.0	
53 Trichloroethene	95		12.734				ND	
54 1,2-Dichloropropane	63		13.273				ND	
55 Methyl methacrylate	69		13.465				ND	
56 1,4-Dioxane	88		13.508				ND	
57 Dibromomethane	174		13.534				ND	
58 Dichlorobromomethane	83		13.849				ND	
60 cis-1,3-Dichloropropene	75		14.799				ND	
61 4-Methyl-2-pentanone (MIBK)	43		15.082				ND	
65 Toluene	92		15.397				ND	
66 trans-1,3-Dichloropropene	75		16.000				ND	
67 1,1,2-Trichloroethane	83		16.368				ND	
68 Tetrachloroethene	166		16.491				ND	
69 2-Hexanone	43		16.816				ND	
71 Chlorodibromomethane	129		17.137				ND	
72 Ethylene Dibromide	107		17.393				ND	
* 74 Chlorobenzene-d5	117	18.300	18.300	0.000	96	1143557	10.0	
75 Chlorobenzene	112		18.359				ND	
76 Ethylbenzene	91		18.519				ND	U
78 m-Xylene & p-Xylene	106		18.764				ND	
79 o-Xylene	106		19.602				ND	
80 Styrene	104		19.656				ND	
81 Bromoform	173		20.088				ND	
S 73 Xylenes, Total	106		20.100				ND	
82 Isopropylbenzene	105		20.312				ND	
84 1,1,2,2-Tetrachloroethane	83		20.979				ND	
85 N-Propylbenzene	91		21.049				ND	
88 4-Ethyltoluene	105		21.246				ND	
89 2-Chlorotoluene	91		21.246				ND	
90 1,3,5-Trimethylbenzene	105		21.353				ND	
92 tert-Butylbenzene	119		21.849				ND	
93 1,2,4-Trimethylbenzene	105		21.945				ND	
94 sec-Butylbenzene	105		22.180				ND	
95 4-Isopropyltoluene	119		22.383				ND	
96 1,3-Dichlorobenzene	146		22.410				ND	
97 1,4-Dichlorobenzene	146		22.548				ND	
98 Benzyl chloride	91		22.740				ND	
100 n-Butylbenzene	91		22.949				ND	
101 1,2-Dichlorobenzene	146		23.071				ND	
103 1,2,4-Trichlorobenzene	180		25.489				ND	
104 Hexachlorobutadiene	225		25.681				ND	
105 Naphthalene	128		25.943				ND	

### QC Flag Legend

#### Review Flags

U - Marked Undetected

a - User Assigned ID

### Reagents:

ATTO15CISs\_00010

Amount Added: 20.00

Units: mL

Run Reagent

- 1
- 2
- 3
- 4
- 5
- 6
- 7
- 8
- 9
- 10
- 11
- 12
- 13
- 14
- 15

TestAmerica Burlington

Data File: \\ChromNA\Burlington\ChromData\CHC.i\20180313-29551.b\29551\_11.D

Injection Date: 13-Mar-2018 18:27:30

Instrument ID: CHC.i

Operator ID: pad

Lims ID: 200-42576-A-7

Lab Sample ID: 200-42576-7

Worklist Smp#: 11

Client ID: 6484

Purge Vol: 200.000 mL

Dil. Factor: 1.0000

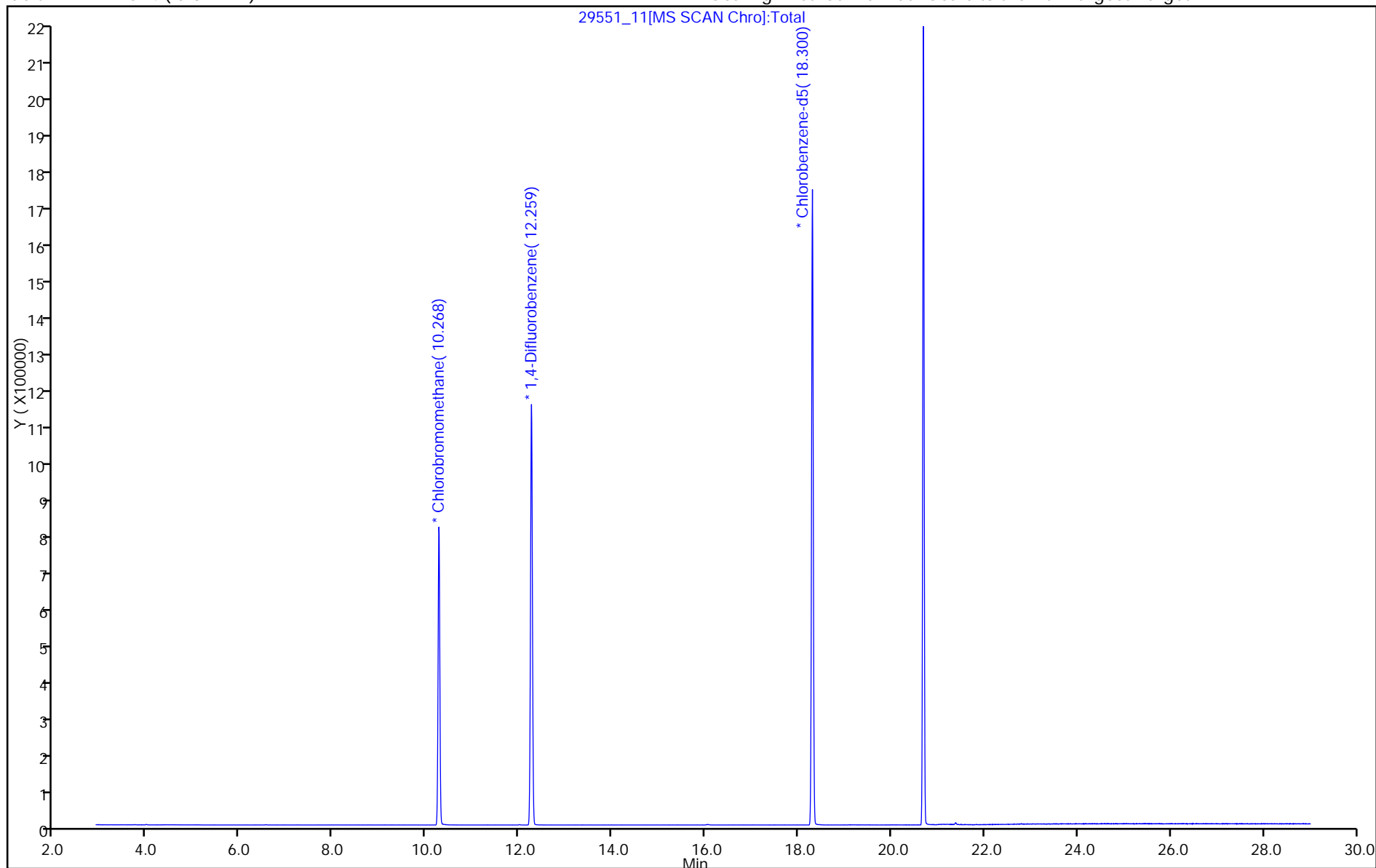
ALS Bottle#: 11

Method: TO15\_MasterMethod\_(v1)\_CHC.i

Limit Group: AI\_TO15\_ICAL

Column: RTX-624 (0.32 mm)

Y Scaling: Method Defined: Scale to the Nth Largest Target: 1

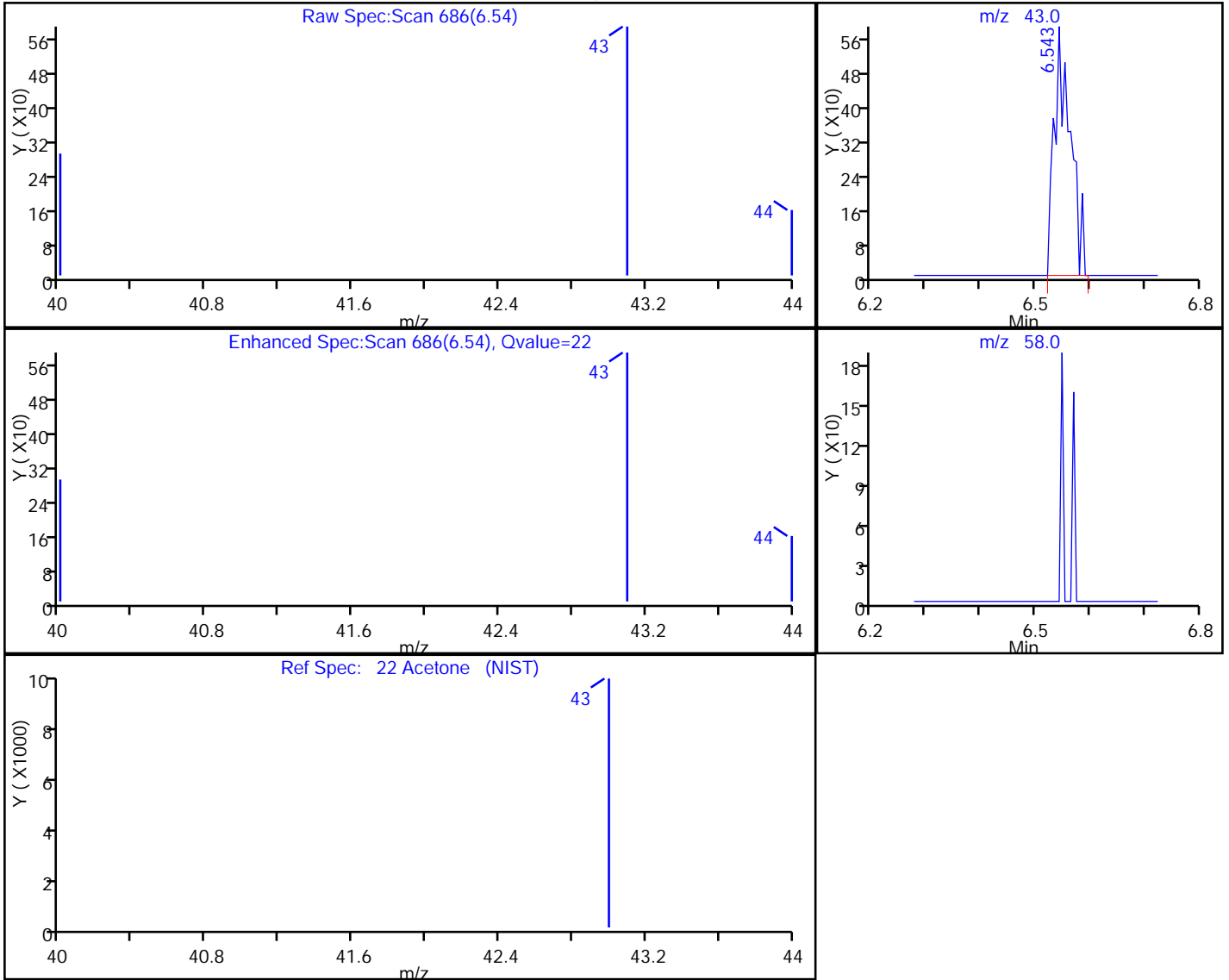


TestAmerica Burlington

Data File: \\ChromNA\Burlington\ChromData\CHC.i\20180313-29551.b\29551\_11.D  
Injection Date: 13-Mar-2018 18:27:30 Instrument ID: CHC.i  
Lims ID: 200-42576-A-7 Lab Sample ID: 200-42576-7  
Client ID: 6484  
Operator ID: pad ALS Bottle#: 11 Worklist Smp#: 11  
Purge Vol: 200.000 mL Dil. Factor: 1.0000  
Method: TO15\_MasterMethod\_(v1)\_CHC.i Limit Group: AI\_TO15\_ICAL  
Column: RTX-624 (0.32 mm) Detector: MS SCAN

22 Acetone, CAS: 67-64-1

Processing Results



RT	Mass	Response	Amount
6.54	43.00	1194	0.037025
6.55	58.00	0	

Reviewer: bunmaa, 14-Mar-2018 16:33:23  
Audit Action: Marked Compound Undetected

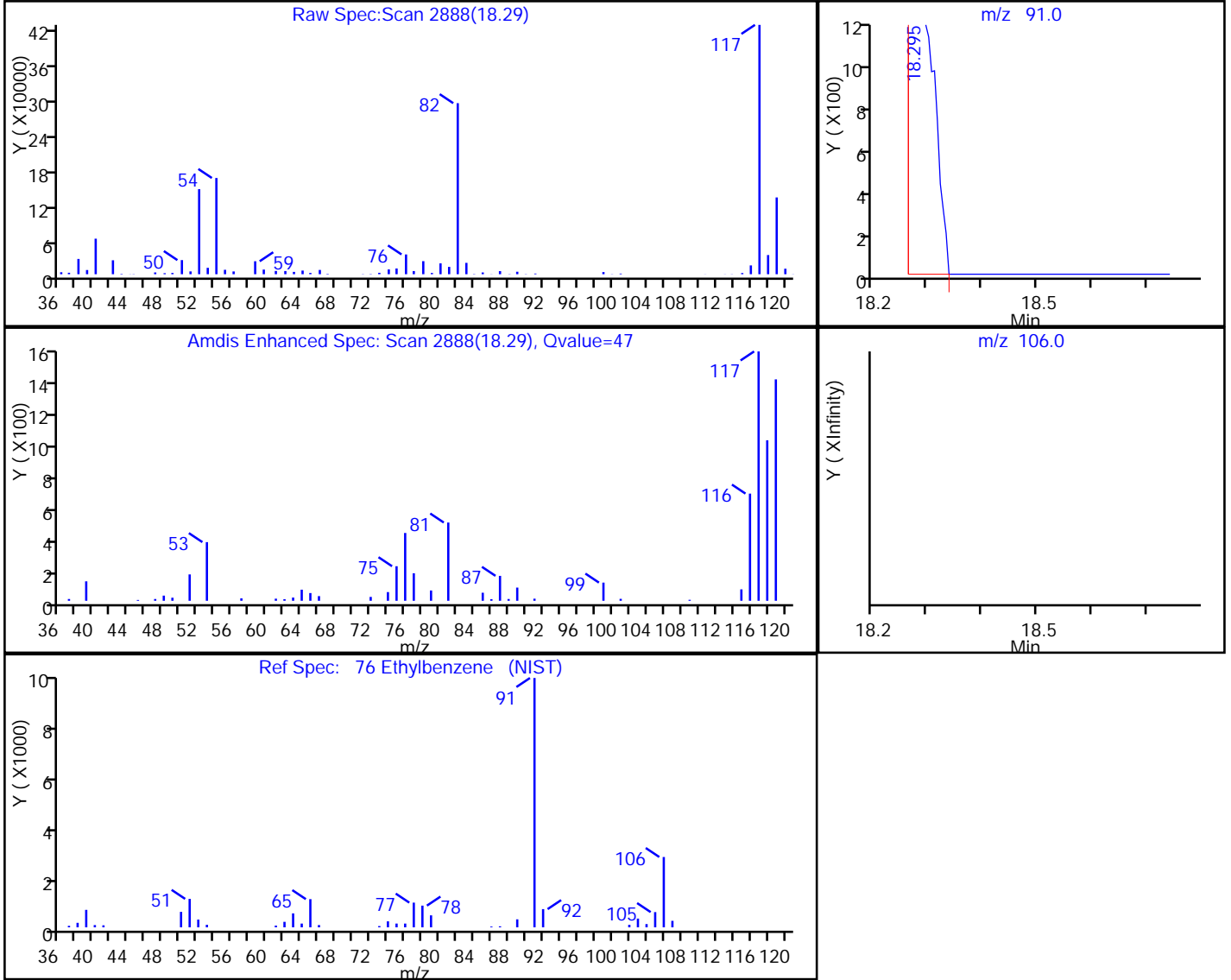
Audit Reason: Invalid Compound ID

TestAmerica Burlington

Data File: \\ChromNA\Burlington\ChromData\CHC.i\20180313-29551.b\29551\_11.D  
 Injection Date: 13-Mar-2018 18:27:30 Instrument ID: CHC.i  
 Lims ID: 200-42576-A-7 Lab Sample ID: 200-42576-7  
 Client ID: 6484  
 Operator ID: pad ALS Bottle#: 11 Worklist Smp#: 11  
 Purge Vol: 200.000 mL Dil. Factor: 1.0000  
 Method: TO15\_MasterMethod\_(v1)\_CHC.i Limit Group: AI\_TO15\_ICAL  
 Column: RTX-624 (0.32 mm) Detector: MS SCAN

76 Ethylbenzene, CAS: 100-41-4

Processing Results



RT	Mass	Response	Amount
18.29	91.00	2692	0.030540
18.52	106.00	0	

Reviewer: bunmaa, 14-Mar-2018 16:33:23

Audit Action: Marked Compound Undetected

Audit Reason: Invalid Compound ID

FORM I  
AIR - GC/MS VOA ORGANICS ANALYSIS DATA SHEET

Lab Name: TestAmerica Burlington Job No.: 200-42576-1  
 SDG No.: \_\_\_\_\_  
 Client Sample ID: 6464 Lab Sample ID: 200-42576-8  
 Matrix: Air Lab File ID: 29551\_12.D  
 Analysis Method: TO-15 Date Collected: 03/12/2018 00:00  
 Sample wt/vol: 200 (mL) Date Analyzed: 03/13/2018 19:20  
 Soil Aliquot Vol: \_\_\_\_\_ Dilution Factor: 1  
 Soil Extract Vol.: \_\_\_\_\_ GC Column: RTX-624 ID: 0.32 (mm)  
 % Moisture: \_\_\_\_\_ Level: (low/med) Low  
 Analysis Batch No.: 127298 Units: ppb v/v

CAS NO.	COMPOUND NAME	RESULT	Q	RL	RL
115-07-1	Propylene	5.0	U	5.0	5.0
75-71-8	Dichlorodifluoromethane	0.50	U	0.50	0.50
75-45-6	Freon 22	0.50	U	0.50	0.50
76-14-2	1,2-Dichlorotetrafluoroethane	0.20	U	0.20	0.20
74-87-3	Chloromethane	0.50	U	0.50	0.50
106-97-8	n-Butane	0.50	U	0.50	0.50
75-01-4	Vinyl chloride	0.20	U	0.20	0.20
106-99-0	1,3-Butadiene	0.20	U	0.20	0.20
74-83-9	Bromomethane	0.20	U	0.20	0.20
75-00-3	Chloroethane	0.50	U	0.50	0.50
593-60-2	Bromoethene (Vinyl Bromide)	0.20	U	0.20	0.20
75-69-4	Trichlorofluoromethane	0.20	U	0.20	0.20
64-17-5	Ethanol	5.0	U	5.0	5.0
76-13-1	Freon TF	0.20	U	0.20	0.20
75-35-4	1,1-Dichloroethene	0.20	U	0.20	0.20
67-64-1	Acetone	5.0	U *	5.0	5.0
67-63-0	Isopropyl alcohol	5.0	U	5.0	5.0
75-15-0	Carbon disulfide	0.50	U	0.50	0.50
107-05-1	3-Chloropropene	0.50	U	0.50	0.50
75-09-2	Methylene Chloride	0.50	U	0.50	0.50
75-65-0	tert-Butyl alcohol	5.0	U	5.0	5.0
1634-04-4	Methyl tert-butyl ether	0.20	U	0.20	0.20
156-60-5	trans-1,2-Dichloroethene	0.20	U	0.20	0.20
110-54-3	n-Hexane	0.20	U	0.20	0.20
75-34-3	1,1-Dichloroethane	0.20	U	0.20	0.20
108-05-4	Vinyl acetate	5.0	U	5.0	5.0
141-78-6	Ethyl acetate	5.0	U	5.0	5.0
78-93-3	Methyl Ethyl Ketone	0.50	U	0.50	0.50
156-59-2	cis-1,2-Dichloroethene	0.20	U	0.20	0.20
540-59-0	1,2-Dichloroethene, Total	0.40	U	0.40	0.40
67-66-3	Chloroform	0.20	U	0.20	0.20
109-99-9	Tetrahydrofuran	5.0	U	5.0	5.0
71-55-6	1,1,1-Trichloroethane	0.20	U	0.20	0.20
110-82-7	Cyclohexane	0.20	U	0.20	0.20
56-23-5	Carbon tetrachloride	0.20	U	0.20	0.20
540-84-1	2,2,4-Trimethylpentane	0.20	U	0.20	0.20



FORM I  
AIR - GC/MS VOA ORGANICS ANALYSIS DATA SHEET

Lab Name: TestAmerica Burlington Job No.: 200-42576-1  
 SDG No.: \_\_\_\_\_  
 Client Sample ID: 6464 Lab Sample ID: 200-42576-8  
 Matrix: Air Lab File ID: 29551\_12.D  
 Analysis Method: TO-15 Date Collected: 03/12/2018 00:00  
 Sample wt/vol: 200 (mL) Date Analyzed: 03/13/2018 19:20  
 Soil Aliquot Vol: \_\_\_\_\_ Dilution Factor: 1  
 Soil Extract Vol.: \_\_\_\_\_ GC Column: RTX-624 ID: 0.32 (mm)  
 % Moisture: \_\_\_\_\_ Level: (low/med) Low  
 Analysis Batch No.: 127298 Units: ppb v/v

CAS NO.	COMPOUND NAME	RESULT	Q	RL	RL
71-43-2	Benzene	0.20	U	0.20	0.20
107-06-2	1,2-Dichloroethane	0.20	U	0.20	0.20
142-82-5	n-Heptane	0.20	U	0.20	0.20
79-01-6	Trichloroethene	0.20	U	0.20	0.20
80-62-6	Methyl methacrylate	0.50	U	0.50	0.50
78-87-5	1,2-Dichloropropane	0.20	U	0.20	0.20
123-91-1	1,4-Dioxane	5.0	U	5.0	5.0
75-27-4	Bromodichloromethane	0.20	U	0.20	0.20
10061-01-5	cis-1,3-Dichloropropene	0.20	U	0.20	0.20
108-10-1	methyl isobutyl ketone	0.50	U	0.50	0.50
108-88-3	Toluene	0.20	U	0.20	0.20
10061-02-6	trans-1,3-Dichloropropene	0.20	U	0.20	0.20
79-00-5	1,1,2-Trichloroethane	0.20	U	0.20	0.20
127-18-4	Tetrachloroethene	0.20	U	0.20	0.20
591-78-6	Methyl Butyl Ketone (2-Hexanone)	0.50	U *	0.50	0.50
124-48-1	Dibromochloromethane	0.20	U	0.20	0.20
106-93-4	1,2-Dibromoethane	0.20	U	0.20	0.20
108-90-7	Chlorobenzene	0.20	U	0.20	0.20
100-41-4	Ethylbenzene	0.20	U	0.20	0.20
179601-23-1	m,p-Xylene	0.50	U	0.50	0.50
95-47-6	Xylene, o-	0.20	U	0.20	0.20
1330-20-7	Xylene (total)	0.70	U	0.70	0.70
100-42-5	Styrene	0.20	U	0.20	0.20
75-25-2	Bromoform	0.20	U	0.20	0.20
98-82-8	Cumene	0.20	U	0.20	0.20
79-34-5	1,1,2,2-Tetrachloroethane	0.20	U	0.20	0.20
103-65-1	n-Propylbenzene	0.20	U	0.20	0.20
622-96-8	4-Ethyltoluene	0.20	U	0.20	0.20
108-67-8	1,3,5-Trimethylbenzene	0.20	U	0.20	0.20
95-49-8	2-Chlorotoluene	0.20	U	0.20	0.20
98-06-6	tert-Butylbenzene	0.20	U	0.20	0.20
95-63-6	1,2,4-Trimethylbenzene	0.20	U	0.20	0.20
135-98-8	sec-Butylbenzene	0.20	U	0.20	0.20
99-87-6	4-Isopropyltoluene	0.20	U	0.20	0.20
541-73-1	1,3-Dichlorobenzene	0.20	U	0.20	0.20
106-46-7	1,4-Dichlorobenzene	0.20	U	0.20	0.20

FORM I  
AIR - GC/MS VOA ORGANICS ANALYSIS DATA SHEET

Lab Name: TestAmerica Burlington Job No.: 200-42576-1  
 SDG No.: \_\_\_\_\_  
 Client Sample ID: 6464 Lab Sample ID: 200-42576-8  
 Matrix: Air Lab File ID: 29551\_12.D  
 Analysis Method: TO-15 Date Collected: 03/12/2018 00:00  
 Sample wt/vol: 200 (mL) Date Analyzed: 03/13/2018 19:20  
 Soil Aliquot Vol: \_\_\_\_\_ Dilution Factor: 1  
 Soil Extract Vol.: \_\_\_\_\_ GC Column: RTX-624 ID: 0.32 (mm)  
 % Moisture: \_\_\_\_\_ Level: (low/med) Low  
 Analysis Batch No.: 127298 Units: ppb v/v

CAS NO.	COMPOUND NAME	RESULT	Q	RL	RL
100-44-7	Benzyl chloride	0.20	U	0.20	0.20
104-51-8	n-Butylbenzene	0.20	U	0.20	0.20
95-50-1	1,2-Dichlorobenzene	0.20	U	0.20	0.20
120-82-1	1,2,4-Trichlorobenzene	0.50	U	0.50	0.50
87-68-3	Hexachlorobutadiene	0.20	U	0.20	0.20
91-20-3	Naphthalene	0.50	U	0.50	0.50

TestAmerica Burlington  
Target Compound Quantitation Report

Data File: \\ChromNA\Burlington\ChromData\CHC.i\20180313-29551.b\29551\_12.D  
 Lims ID: 200-42576-A-8  
 Client ID: 6464  
 Sample Type: Client  
 Inject. Date: 13-Mar-2018 19:20:30 ALS Bottle#: 12 Worklist Smp#: 12  
 Purge Vol: 200.000 mL Dil. Factor: 1.0000  
 Sample Info: 200-0029551-012  
 Operator ID: pad Instrument ID: CHC.i  
 Method: \\ChromNA\Burlington\ChromData\CHC.i\20180313-29551.b\TO15\_MasterMethod\_(v1)\_CHC.i.m  
 Limit Group: AI\_TO15\_ICAL  
 Last Update: 14-Mar-2018 16:35:06 Calib Date: 26-Jan-2018 01:35:30  
 Integrator: RTE ID Type: Deconvolution ID  
 Quant Method: Internal Standard Quant By: Initial Calibration  
 Last ICal File: \\ChromNA\Burlington\ChromData\CHC.i\20180125-28916.b\28916\_12.D  
 Column 1 : RTX-624 ( 0.32 mm) Det: MS SCAN  
 Process Host: XAWRK007

First Level Reviewer: bunmaa

Date: 14-Mar-2018 16:35:06

Compound	Sig	RT (min.)	Adj RT (min.)	Dlt RT (min.)	Q	Response	OnCol Amt ppb v/v	Flags
1 Propene	41		2.967				ND	
2 Dichlorodifluoromethane	85		3.031				ND	
3 Chlorodifluoromethane	51		3.085				ND	
4 1,2-Dichloro-1,1,2,2-tetra	85		3.293				ND	
5 Chloromethane	50		3.426				ND	
6 Butane	43		3.629				ND	
7 Vinyl chloride	62		3.666				ND	
8 Butadiene	54		3.741				ND	
10 Bromomethane	94		4.414				ND	
11 Chloroethane	64		4.654				ND	
13 Vinyl bromide	106		5.043				ND	
14 Trichlorofluoromethane	101		5.155				ND	
17 Ethanol	45		5.732				ND	
20 1,1,2-Trichloro-1,2,2-trif	101		6.249				ND	
21 1,1-Dichloroethene	96		6.276				ND	
22 Acetone	43		6.500				ND	Ua
23 Carbon disulfide	76		6.655				ND	
24 Isopropyl alcohol	45		6.826				ND	
25 3-Chloro-1-propene	41		7.071				ND	
27 Methylene Chloride	49		7.365				ND	
28 2-Methyl-2-propanol	59		7.600				ND	
29 Methyl tert-butyl ether	73		7.781				ND	
31 trans-1,2-Dichloroethene	61		7.818				ND	
33 Hexane	57		8.219				ND	
34 1,1-Dichloroethane	63		8.688				ND	
35 Vinyl acetate	43		8.774				ND	
37 cis-1,2-Dichloroethene	96		9.809				ND	
38 2-Butanone (MEK)	72		9.846				ND	
39 Ethyl acetate	88		9.911				ND	
S 30 1,2-Dichloroethene, Total	61		10.200				ND	
41 Tetrahydrofuran	42		10.273				ND	
* 40 Chlorobromomethane	128	10.268	10.273	-0.005	90	216927	10.0	

Compound	Sig	RT (min.)	Adj RT (min.)	Dlt RT (min.)	Q	Response	OnCol Amt ppb v/v	Flags
42 Chloroform	83		10.418				ND	
43 Cyclohexane	84		10.658				ND	
44 1,1,1-Trichloroethane	97		10.679				ND	
45 Carbon tetrachloride	117		10.941				ND	
46 Isooctane	57		11.394				ND	
47 Benzene	78		11.400				ND	
48 1,2-Dichloroethane	62		11.581				ND	
49 n-Heptane	43		11.800				ND	
* 50 1,4-Difluorobenzene	114	12.259	12.259	0.000	98	1133418	10.0	
53 Trichloroethene	95		12.734				ND	
54 1,2-Dichloropropane	63		13.273				ND	
55 Methyl methacrylate	69		13.465				ND	
56 1,4-Dioxane	88		13.508				ND	
57 Dibromomethane	174		13.534				ND	
58 Dichlorobromomethane	83		13.849				ND	
60 cis-1,3-Dichloropropene	75		14.799				ND	
61 4-Methyl-2-pentanone (MIBK)	43		15.082				ND	
65 Toluene	92		15.397				ND	
66 trans-1,3-Dichloropropene	75		16.000				ND	
67 1,1,2-Trichloroethane	83		16.368				ND	
68 Tetrachloroethene	166		16.491				ND	
69 2-Hexanone	43		16.816				ND	
71 Chlorodibromomethane	129		17.137				ND	
72 Ethylene Dibromide	107		17.393				ND	
* 74 Chlorobenzene-d5	117	18.300	18.300	0.000	96	1140683	10.0	
75 Chlorobenzene	112		18.359				ND	
76 Ethylbenzene	91		18.519				ND	U
78 m-Xylene & p-Xylene	106		18.764				ND	
79 o-Xylene	106		19.602				ND	
80 Styrene	104		19.656				ND	
81 Bromoform	173		20.088				ND	
S 73 Xylenes, Total	106		20.100				ND	
82 Isopropylbenzene	105		20.312				ND	
84 1,1,2,2-Tetrachloroethane	83		20.979				ND	
85 N-Propylbenzene	91		21.049				ND	
88 4-Ethyltoluene	105		21.246				ND	
89 2-Chlorotoluene	91		21.246				ND	
90 1,3,5-Trimethylbenzene	105		21.353				ND	
92 tert-Butylbenzene	119		21.849				ND	
93 1,2,4-Trimethylbenzene	105		21.945				ND	
94 sec-Butylbenzene	105		22.180				ND	
95 4-Isopropyltoluene	119		22.383				ND	
96 1,3-Dichlorobenzene	146		22.410				ND	
97 1,4-Dichlorobenzene	146		22.548				ND	
98 Benzyl chloride	91		22.740				ND	
100 n-Butylbenzene	91		22.949				ND	
101 1,2-Dichlorobenzene	146		23.071				ND	
103 1,2,4-Trichlorobenzene	180		25.489				ND	
104 Hexachlorobutadiene	225		25.681				ND	
105 Naphthalene	128		25.943				ND	

### QC Flag Legend

#### Review Flags

U - Marked Undetected

a - User Assigned ID

### Reagents:

ATTO15CISs\_00010

Amount Added: 20.00

Units: mL

Run Reagent

- 1
- 2
- 3
- 4
- 5
- 6
- 7
- 8
- 9
- 10
- 11
- 12
- 13
- 14
- 15

TestAmerica Burlington

Data File: \\ChromNA\Burlington\ChromData\CHC.i\20180313-29551.b\29551\_12.D

Injection Date: 13-Mar-2018 19:20:30

Instrument ID: CHC.i

Operator ID: pad

Lims ID: 200-42576-A-8

Lab Sample ID: 200-42576-8

Worklist Smp#: 12

Client ID: 6464

Purge Vol: 200.000 mL

Dil. Factor: 1.0000

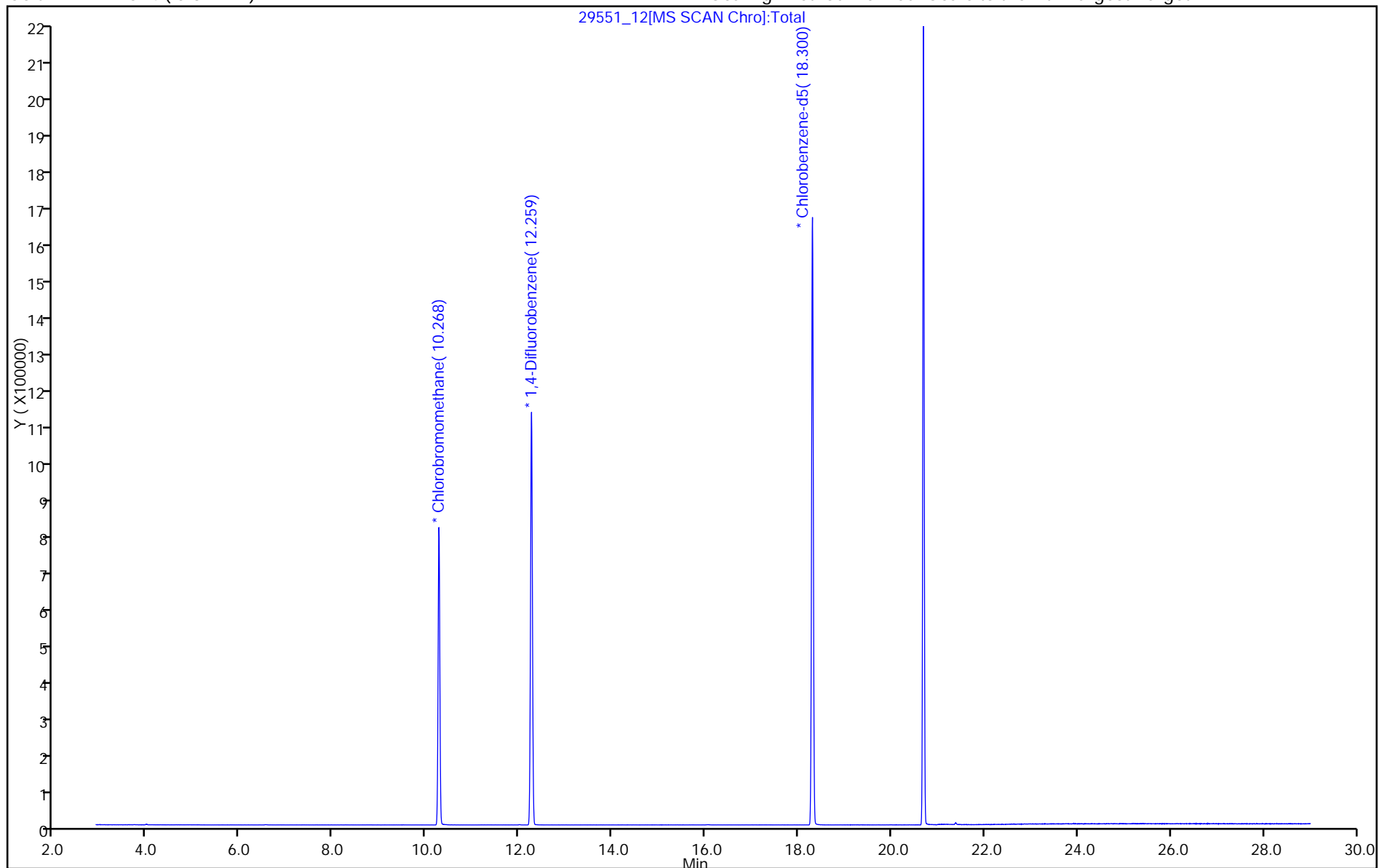
ALS Bottle#: 12

Method: TO15\_MasterMethod\_(v1)\_CHC.i

Limit Group: AI\_TO15\_ICAL

Column: RTX-624 (0.32 mm)

Y Scaling: Method Defined: Scale to the Nth Largest Target: 1

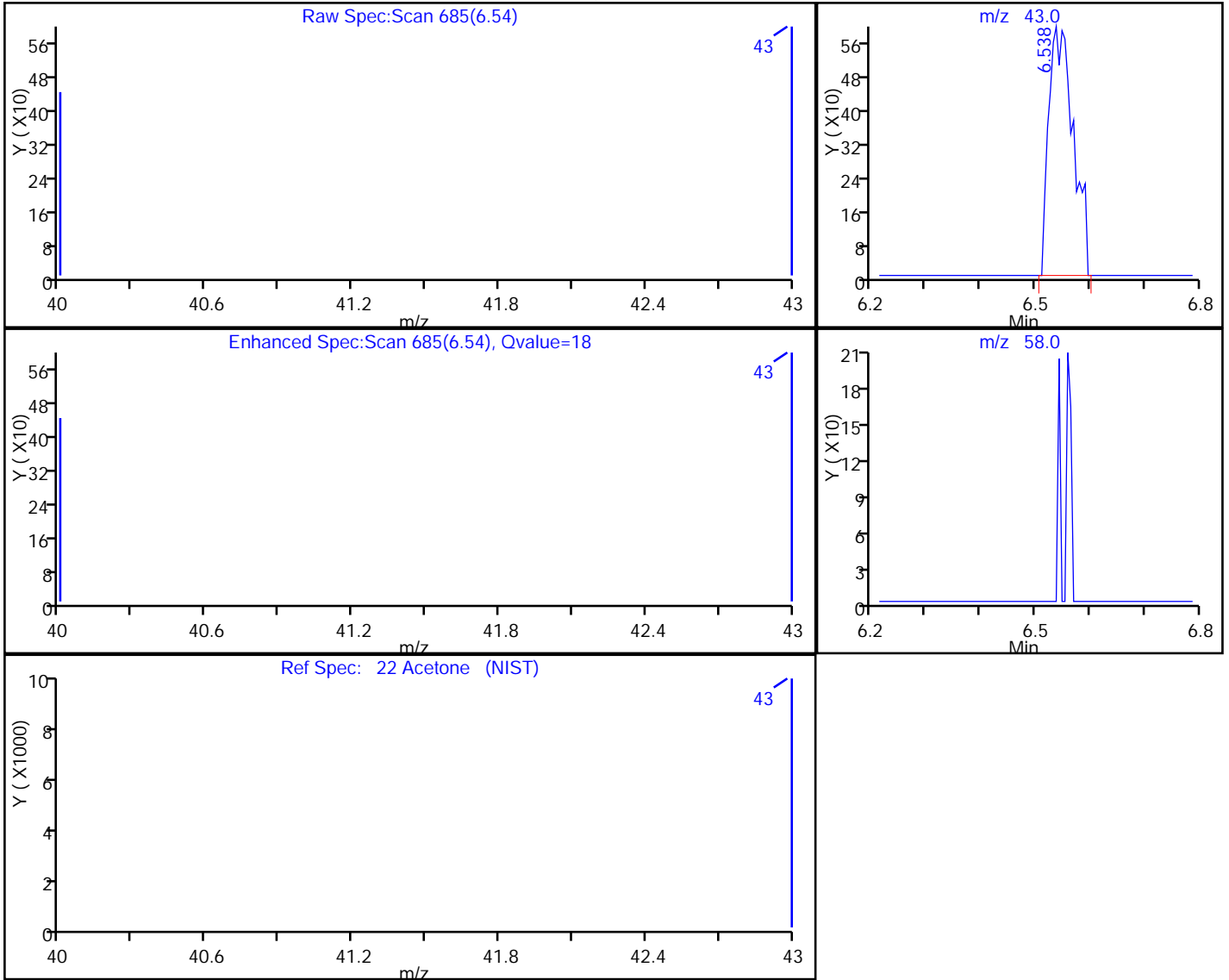


TestAmerica Burlington

Data File: \\ChromNA\Burlington\ChromData\CHC.i\20180313-29551.b\29551\_12.D  
 Injection Date: 13-Mar-2018 19:20:30 Instrument ID: CHC.i  
 Lims ID: 200-42576-A-8 Lab Sample ID: 200-42576-8  
 Client ID: 6464  
 Operator ID: pad ALS Bottle#: 12 Worklist Smp#: 12  
 Purge Vol: 200.000 mL Dil. Factor: 1.0000  
 Method: TO15\_MasterMethod\_(v1)\_CHC.i Limit Group: AI\_TO15\_ICAL  
 Column: RTX-624 (0.32 mm) Detector: MS SCAN

22 Acetone, CAS: 67-64-1

Processing Results



RT	Mass	Response	Amount
6.54	43.00	1874	0.057387
6.55	58.00	0	

Reviewer: bunmaa, 14-Mar-2018 16:35:06  
 Audit Action: Marked Compound Undetected

Audit Reason: Invalid Compound ID

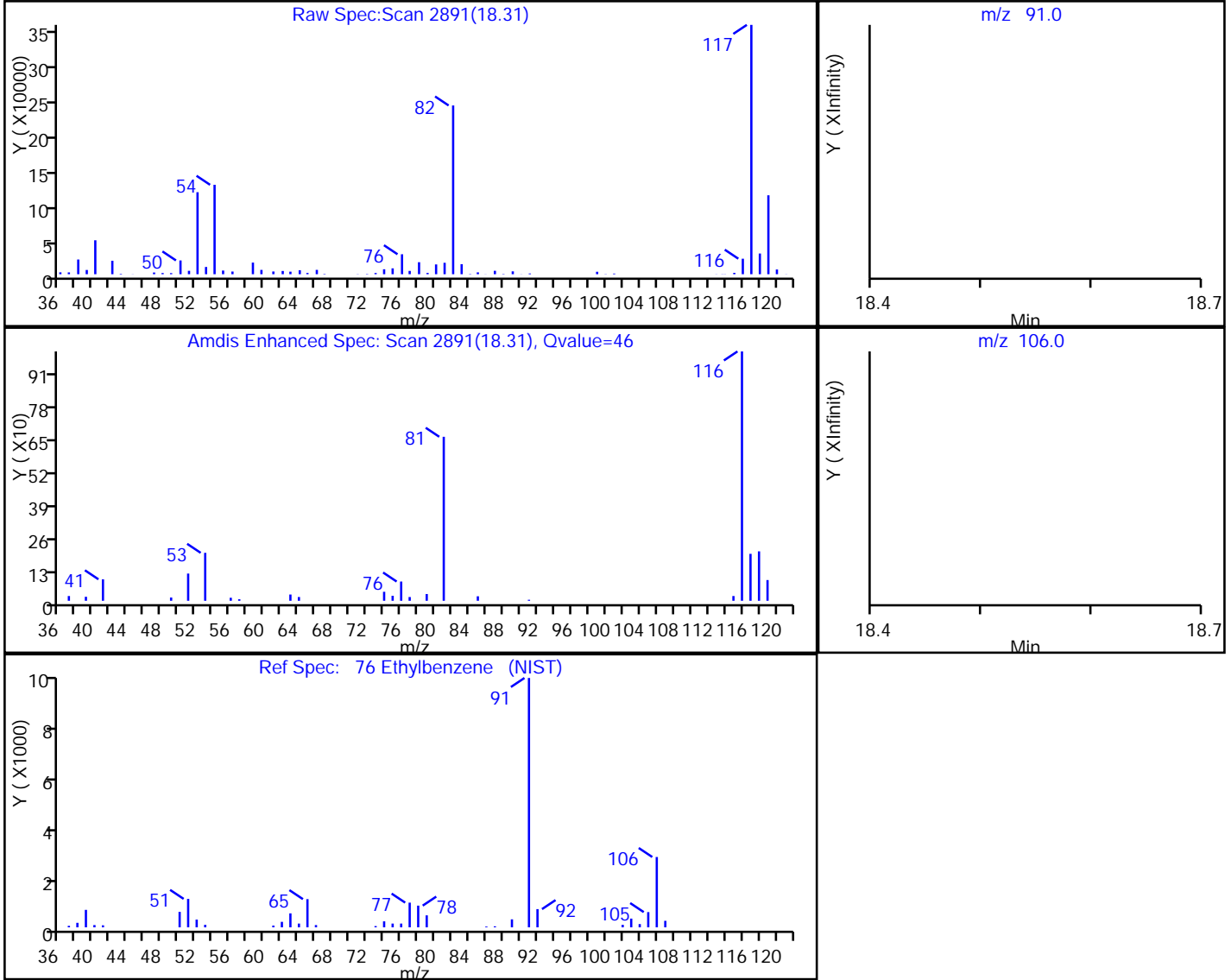


TestAmerica Burlington

Data File: \\ChromNA\Burlington\ChromData\CHC.i\20180313-29551.b\29551\_12.D  
 Injection Date: 13-Mar-2018 19:20:30 Instrument ID: CHC.i  
 Lims ID: 200-42576-A-8 Lab Sample ID: 200-42576-8  
 Client ID: 6464  
 Operator ID: pad ALS Bottle#: 12 Worklist Smp#: 12  
 Purge Vol: 200.000 mL Dil. Factor: 1.0000  
 Method: TO15\_MasterMethod\_(v1)\_CHC.i Limit Group: AI\_TO15\_ICAL  
 Column: RTX-624 (0.32 mm) Detector: MS SCAN

76 Ethylbenzene, CAS: 100-41-4

Processing Results



RT	Mass	Response	Amount
18.31	91.00	1451	0.016503
18.52	106.00	0	

Reviewer: bunmaa, 14-Mar-2018 16:35:06

Audit Action: Marked Compound Undetected

Audit Reason: Invalid Compound ID



FORM I  
AIR - GC/MS VOA ORGANICS ANALYSIS DATA SHEET

Lab Name: TestAmerica Burlington Job No.: 200-42577-1  
 SDG No.: \_\_\_\_\_  
 Client Sample ID: 6486 Lab Sample ID: 200-42577-1  
 Matrix: Air Lab File ID: 29551\_13.D  
 Analysis Method: TO-15 Date Collected: 03/12/2018 00:00  
 Sample wt/vol: 200 (mL) Date Analyzed: 03/13/2018 20:13  
 Soil Aliquot Vol: \_\_\_\_\_ Dilution Factor: 1  
 Soil Extract Vol.: \_\_\_\_\_ GC Column: RTX-624 ID: 0.32 (mm)  
 % Moisture: \_\_\_\_\_ Level: (low/med) Low  
 Analysis Batch No.: 127298 Units: ppb v/v

CAS NO.	COMPOUND NAME	RESULT	Q	RL	RL
115-07-1	Propylene	5.0	U	5.0	5.0
75-71-8	Dichlorodifluoromethane	0.50	U	0.50	0.50
75-45-6	Freon 22	0.50	U	0.50	0.50
76-14-2	1,2-Dichlorotetrafluoroethane	0.20	U	0.20	0.20
74-87-3	Chloromethane	0.50	U	0.50	0.50
106-97-8	n-Butane	0.50	U	0.50	0.50
75-01-4	Vinyl chloride	0.20	U	0.20	0.20
106-99-0	1,3-Butadiene	0.20	U	0.20	0.20
74-83-9	Bromomethane	0.20	U	0.20	0.20
75-00-3	Chloroethane	0.50	U	0.50	0.50
593-60-2	Bromoethene (Vinyl Bromide)	0.20	U	0.20	0.20
75-69-4	Trichlorofluoromethane	0.20	U	0.20	0.20
64-17-5	Ethanol	5.0	U	5.0	5.0
76-13-1	Freon TF	0.20	U	0.20	0.20
75-35-4	1,1-Dichloroethene	0.20	U	0.20	0.20
67-64-1	Acetone	5.0	U *	5.0	5.0
67-63-0	Isopropyl alcohol	5.0	U	5.0	5.0
75-15-0	Carbon disulfide	0.50	U	0.50	0.50
107-05-1	3-Chloropropene	0.50	U	0.50	0.50
75-09-2	Methylene Chloride	0.50	U	0.50	0.50
75-65-0	tert-Butyl alcohol	5.0	U	5.0	5.0
1634-04-4	Methyl tert-butyl ether	0.20	U	0.20	0.20
156-60-5	trans-1,2-Dichloroethene	0.20	U	0.20	0.20
110-54-3	n-Hexane	0.20	U	0.20	0.20
75-34-3	1,1-Dichloroethane	0.20	U	0.20	0.20
108-05-4	Vinyl acetate	5.0	U	5.0	5.0
141-78-6	Ethyl acetate	5.0	U	5.0	5.0
78-93-3	Methyl Ethyl Ketone	0.50	U	0.50	0.50
156-59-2	cis-1,2-Dichloroethene	0.20	U	0.20	0.20
540-59-0	1,2-Dichloroethene, Total	0.40	U	0.40	0.40
67-66-3	Chloroform	0.20	U	0.20	0.20
109-99-9	Tetrahydrofuran	5.0	U	5.0	5.0
71-55-6	1,1,1-Trichloroethane	0.20	U	0.20	0.20
110-82-7	Cyclohexane	0.20	U	0.20	0.20
56-23-5	Carbon tetrachloride	0.20	U	0.20	0.20
540-84-1	2,2,4-Trimethylpentane	0.20	U	0.20	0.20

FORM I  
AIR - GC/MS VOA ORGANICS ANALYSIS DATA SHEET

Lab Name: TestAmerica Burlington Job No.: 200-42577-1  
 SDG No.: \_\_\_\_\_  
 Client Sample ID: 6486 Lab Sample ID: 200-42577-1  
 Matrix: Air Lab File ID: 29551\_13.D  
 Analysis Method: TO-15 Date Collected: 03/12/2018 00:00  
 Sample wt/vol: 200 (mL) Date Analyzed: 03/13/2018 20:13  
 Soil Aliquot Vol: \_\_\_\_\_ Dilution Factor: 1  
 Soil Extract Vol.: \_\_\_\_\_ GC Column: RTX-624 ID: 0.32 (mm)  
 % Moisture: \_\_\_\_\_ Level: (low/med) Low  
 Analysis Batch No.: 127298 Units: ppb v/v

CAS NO.	COMPOUND NAME	RESULT	Q	RL	RL
71-43-2	Benzene	0.20	U	0.20	0.20
107-06-2	1,2-Dichloroethane	0.20	U	0.20	0.20
142-82-5	n-Heptane	0.20	U	0.20	0.20
79-01-6	Trichloroethene	0.20	U	0.20	0.20
80-62-6	Methyl methacrylate	0.50	U	0.50	0.50
78-87-5	1,2-Dichloropropane	0.20	U	0.20	0.20
123-91-1	1,4-Dioxane	5.0	U	5.0	5.0
75-27-4	Bromodichloromethane	0.20	U	0.20	0.20
10061-01-5	cis-1,3-Dichloropropene	0.20	U	0.20	0.20
108-10-1	methyl isobutyl ketone	0.50	U	0.50	0.50
108-88-3	Toluene	0.20	U	0.20	0.20
10061-02-6	trans-1,3-Dichloropropene	0.20	U	0.20	0.20
79-00-5	1,1,2-Trichloroethane	0.20	U	0.20	0.20
127-18-4	Tetrachloroethene	0.20	U	0.20	0.20
591-78-6	Methyl Butyl Ketone (2-Hexanone)	0.50	U *	0.50	0.50
124-48-1	Dibromochloromethane	0.20	U	0.20	0.20
106-93-4	1,2-Dibromoethane	0.20	U	0.20	0.20
108-90-7	Chlorobenzene	0.20	U	0.20	0.20
100-41-4	Ethylbenzene	0.20	U	0.20	0.20
179601-23-1	m,p-Xylene	0.50	U	0.50	0.50
95-47-6	Xylene, o-	0.20	U	0.20	0.20
1330-20-7	Xylene (total)	0.70	U	0.70	0.70
100-42-5	Styrene	0.20	U	0.20	0.20
75-25-2	Bromoform	0.20	U	0.20	0.20
98-82-8	Cumene	0.20	U	0.20	0.20
79-34-5	1,1,2,2-Tetrachloroethane	0.20	U	0.20	0.20
103-65-1	n-Propylbenzene	0.20	U	0.20	0.20
622-96-8	4-Ethyltoluene	0.20	U	0.20	0.20
108-67-8	1,3,5-Trimethylbenzene	0.20	U	0.20	0.20
95-49-8	2-Chlorotoluene	0.20	U	0.20	0.20
98-06-6	tert-Butylbenzene	0.20	U	0.20	0.20
95-63-6	1,2,4-Trimethylbenzene	0.20	U	0.20	0.20
135-98-8	sec-Butylbenzene	0.20	U	0.20	0.20
99-87-6	4-Isopropyltoluene	0.20	U	0.20	0.20
541-73-1	1,3-Dichlorobenzene	0.20	U	0.20	0.20
106-46-7	1,4-Dichlorobenzene	0.20	U	0.20	0.20

FORM I  
AIR - GC/MS VOA ORGANICS ANALYSIS DATA SHEET

Lab Name: TestAmerica Burlington Job No.: 200-42577-1  
 SDG No.: \_\_\_\_\_  
 Client Sample ID: 6486 Lab Sample ID: 200-42577-1  
 Matrix: Air Lab File ID: 29551\_13.D  
 Analysis Method: TO-15 Date Collected: 03/12/2018 00:00  
 Sample wt/vol: 200 (mL) Date Analyzed: 03/13/2018 20:13  
 Soil Aliquot Vol: \_\_\_\_\_ Dilution Factor: 1  
 Soil Extract Vol.: \_\_\_\_\_ GC Column: RTX-624 ID: 0.32 (mm)  
 % Moisture: \_\_\_\_\_ Level: (low/med) Low  
 Analysis Batch No.: 127298 Units: ppb v/v

CAS NO.	COMPOUND NAME	RESULT	Q	RL	RL
100-44-7	Benzyl chloride	0.20	U	0.20	0.20
104-51-8	n-Butylbenzene	0.20	U	0.20	0.20
95-50-1	1,2-Dichlorobenzene	0.20	U	0.20	0.20
120-82-1	1,2,4-Trichlorobenzene	0.50	U	0.50	0.50
87-68-3	Hexachlorobutadiene	0.20	U	0.20	0.20
91-20-3	Naphthalene	0.50	U	0.50	0.50

TestAmerica Burlington  
Target Compound Quantitation Report

Data File: \\ChromNA\Burlington\ChromData\CHC.i\20180313-29551.b\29551\_13.D  
 Lims ID: 200-42577-A-1  
 Client ID: 6486  
 Sample Type: Client  
 Inject. Date: 13-Mar-2018 20:13:30 ALS Bottle#: 13 Worklist Smp#: 13  
 Purge Vol: 200.000 mL Dil. Factor: 1.0000  
 Sample Info: 200-0029551-013  
 Operator ID: pad Instrument ID: CHC.i  
 Method: \\ChromNA\Burlington\ChromData\CHC.i\20180313-29551.b\TO15\_MasterMethod\_(v1)\_CHC.i.m  
 Limit Group: AI\_TO15\_ICAL  
 Last Update: 14-Mar-2018 16:35:06 Calib Date: 26-Jan-2018 01:35:30  
 Integrator: RTE ID Type: Deconvolution ID  
 Quant Method: Internal Standard Quant By: Initial Calibration  
 Last ICal File: \\ChromNA\Burlington\ChromData\CHC.i\20180125-28916.b\28916\_12.D  
 Column 1 : RTX-624 ( 0.32 mm) Det: MS SCAN  
 Process Host: XAWRK007

First Level Reviewer: bunmaa

Date: 14-Mar-2018 16:36:33

Compound	Sig	RT (min.)	Adj RT (min.)	Dlt RT (min.)	Q	Response	OnCol Amt ppb v/v	Flags
1 Propene	41		2.967				ND	
2 Dichlorodifluoromethane	85		3.031				ND	
3 Chlorodifluoromethane	51		3.085				ND	
4 1,2-Dichloro-1,1,2,2-tetra	85		3.293				ND	
5 Chloromethane	50		3.426				ND	
6 Butane	43		3.629				ND	
7 Vinyl chloride	62		3.666				ND	
8 Butadiene	54		3.741				ND	
10 Bromomethane	94		4.414				ND	
11 Chloroethane	64		4.654				ND	
13 Vinyl bromide	106		5.043				ND	
14 Trichlorofluoromethane	101		5.155				ND	
17 Ethanol	45		5.732				ND	
20 1,1,2-Trichloro-1,2,2-trif	101		6.249				ND	
21 1,1-Dichloroethene	96		6.276				ND	
22 Acetone	43		6.500				ND	
23 Carbon disulfide	76		6.655				ND	
24 Isopropyl alcohol	45		6.826				ND	
25 3-Chloro-1-propene	41		7.071				ND	
27 Methylene Chloride	49		7.365				ND	
28 2-Methyl-2-propanol	59		7.600				ND	
29 Methyl tert-butyl ether	73		7.781				ND	
31 trans-1,2-Dichloroethene	61		7.818				ND	
33 Hexane	57		8.219				ND	
34 1,1-Dichloroethane	63		8.688				ND	
35 Vinyl acetate	43		8.774				ND	
37 cis-1,2-Dichloroethene	96		9.809				ND	
38 2-Butanone (MEK)	72		9.846				ND	
39 Ethyl acetate	88		9.911				ND	
S 30 1,2-Dichloroethene, Total	61		10.200				ND	
41 Tetrahydrofuran	42		10.273				ND	
* 40 Chlorobromomethane	128	10.268	10.273	-0.005	90	218495	10.0	

Compound	Sig	RT (min.)	Adj RT (min.)	Dlt RT (min.)	Q	Response	OnCol Amt ppb v/v	Flags
42 Chloroform	83		10.418				ND	
43 Cyclohexane	84		10.658				ND	
44 1,1,1-Trichloroethane	97		10.679				ND	
45 Carbon tetrachloride	117		10.941				ND	
46 Isooctane	57		11.394				ND	
47 Benzene	78		11.400				ND	
48 1,2-Dichloroethane	62		11.581				ND	
49 n-Heptane	43		11.800				ND	
* 50 1,4-Difluorobenzene	114	12.259	12.259	0.000	98	1154735	10.0	
53 Trichloroethene	95		12.734				ND	
54 1,2-Dichloropropane	63		13.273				ND	
55 Methyl methacrylate	69		13.465				ND	
56 1,4-Dioxane	88		13.508				ND	
57 Dibromomethane	174		13.534				ND	
58 Dichlorobromomethane	83		13.849				ND	
60 cis-1,3-Dichloropropene	75		14.799				ND	
61 4-Methyl-2-pentanone (MIBK)	43		15.082				ND	
65 Toluene	92		15.397				ND	
66 trans-1,3-Dichloropropene	75		16.000				ND	
67 1,1,2-Trichloroethane	83		16.368				ND	
68 Tetrachloroethene	166		16.491				ND	
69 2-Hexanone	43		16.816				ND	
71 Chlorodibromomethane	129		17.137				ND	
72 Ethylene Dibromide	107		17.393				ND	
* 74 Chlorobenzene-d5	117	18.300	18.300	0.000	96	1157646	10.0	
75 Chlorobenzene	112		18.359				ND	
76 Ethylbenzene	91		18.519				ND	U
78 m-Xylene & p-Xylene	106		18.764				ND	
79 o-Xylene	106		19.602				ND	
80 Styrene	104		19.656				ND	
81 Bromoform	173		20.088				ND	
S 73 Xylenes, Total	106		20.100				ND	
82 Isopropylbenzene	105		20.312				ND	
84 1,1,2,2-Tetrachloroethane	83		20.979				ND	
85 N-Propylbenzene	91		21.049				ND	
88 4-Ethyltoluene	105		21.246				ND	
89 2-Chlorotoluene	91		21.246				ND	
90 1,3,5-Trimethylbenzene	105		21.353				ND	
92 tert-Butylbenzene	119		21.849				ND	
93 1,2,4-Trimethylbenzene	105		21.945				ND	
94 sec-Butylbenzene	105		22.180				ND	
95 4-Isopropyltoluene	119		22.383				ND	
96 1,3-Dichlorobenzene	146		22.410				ND	
97 1,4-Dichlorobenzene	146		22.548				ND	
98 Benzyl chloride	91		22.740				ND	
100 n-Butylbenzene	91		22.949				ND	
101 1,2-Dichlorobenzene	146		23.071				ND	
103 1,2,4-Trichlorobenzene	180		25.489				ND	
104 Hexachlorobutadiene	225		25.681				ND	
105 Naphthalene	128		25.943				ND	

[QC Flag Legend](#)

Review Flags

U - Marked Undetected

[Reagents:](#)

ATTO15CISs\_00010

Amount Added: 20.00

Units: mL

Run Reagent

- 1
- 2
- 3
- 4
- 5
- 6
- 7
- 8
- 9
- 10
- 11
- 12
- 13
- 14
- 15

TestAmerica Burlington

Data File: \\ChromNA\Burlington\ChromData\CHC.i\20180313-29551.b\29551\_13.D

Injection Date: 13-Mar-2018 20:13:30

Instrument ID: CHC.i

Operator ID: pad

Lims ID: 200-42577-A-1

Lab Sample ID: 200-42577-1

Worklist Smp#: 13

Client ID: 6486

Purge Vol: 200.000 mL

Dil. Factor: 1.0000

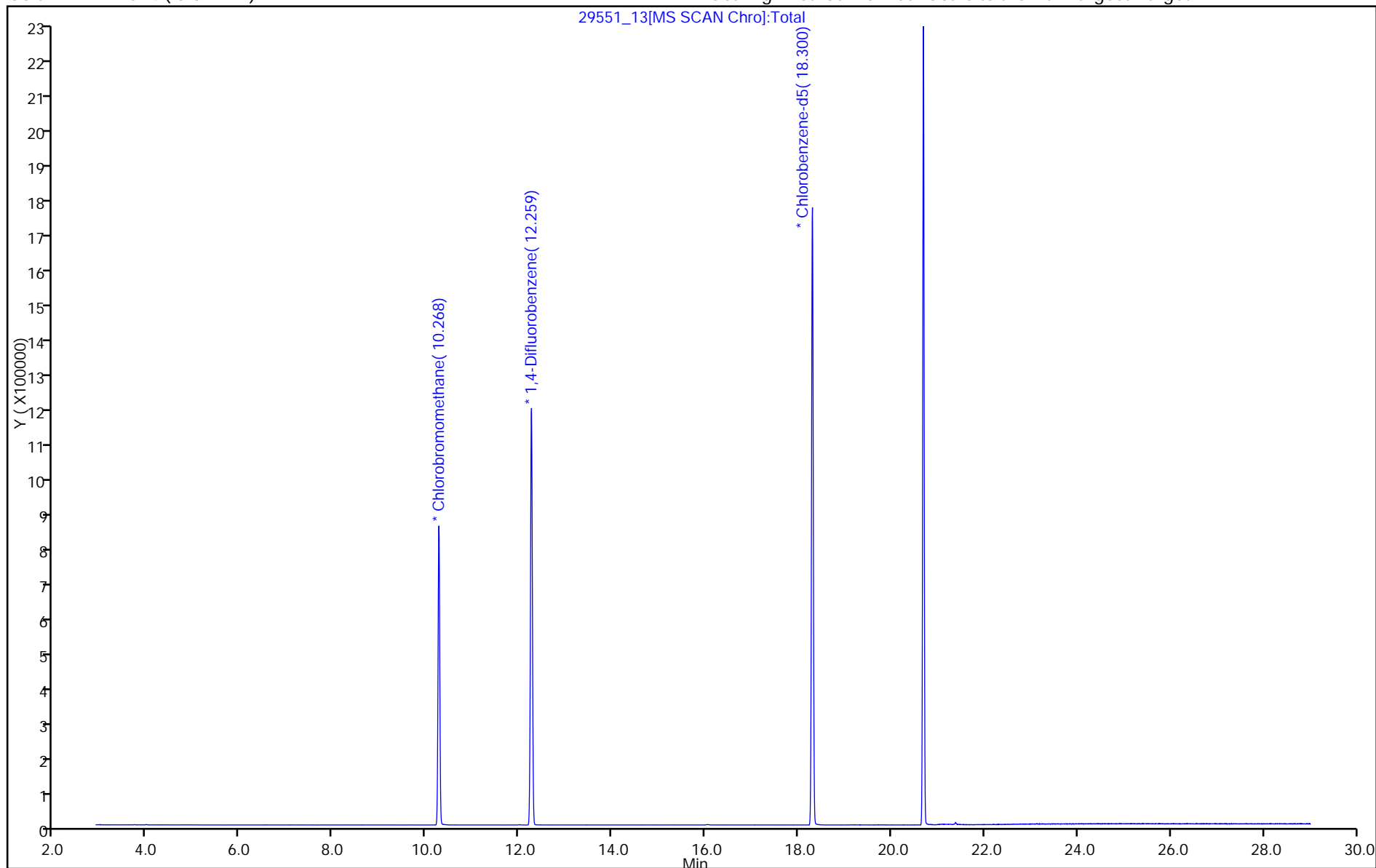
ALS Bottle#: 13

Method: TO15\_MasterMethod\_(v1)\_CHC.i

Limit Group: AI\_TO15\_ICAL

Column: RTX-624 (0.32 mm)

Y Scaling: Method Defined: Scale to the Nth Largest Target: 1

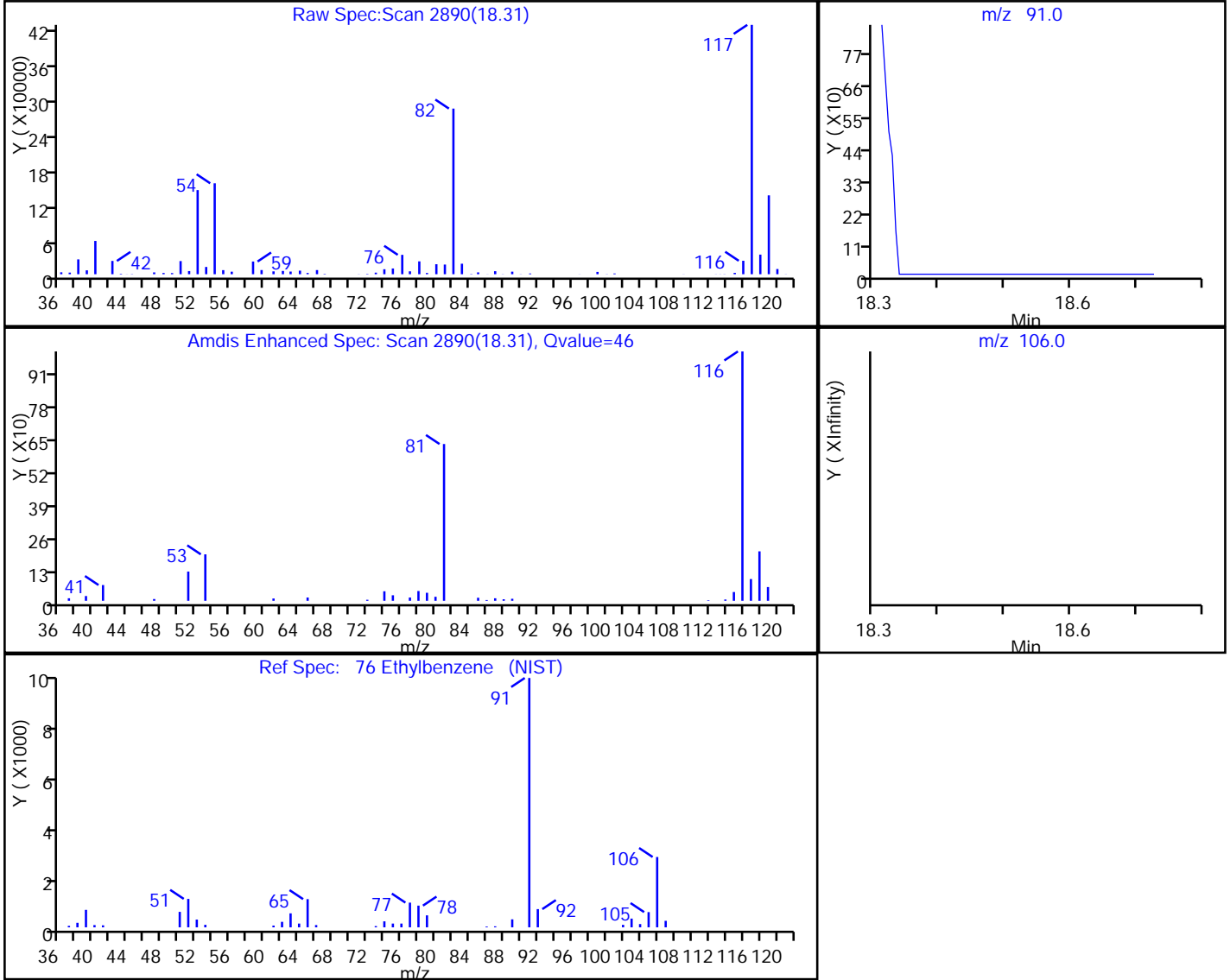


TestAmerica Burlington

Data File: \\ChromNA\Burlington\ChromData\CHC.i\20180313-29551.b\29551\_13.D  
 Injection Date: 13-Mar-2018 20:13:30 Instrument ID: CHC.i  
 Lims ID: 200-42577-A-1 Lab Sample ID: 200-42577-1  
 Client ID: 6486  
 Operator ID: pad ALS Bottle#: 13 Worklist Smp#: 13  
 Purge Vol: 200.000 mL Dil. Factor: 1.0000  
 Method: TO15\_MasterMethod\_(v1)\_CHC.i Limit Group: AI\_TO15\_ICAL  
 Column: RTX-624 (0.32 mm) Detector: MS SCAN

76 Ethylbenzene, CAS: 100-41-4

Processing Results



RT	Mass	Response	Amount
18.31	91.00	2739	0.030695
18.52	106.00	0	

Reviewer: bunmaa, 14-Mar-2018 16:36:33

Audit Action: Marked Compound Undetected

Audit Reason: Invalid Compound ID



FORM I  
AIR - GC/MS VOA ORGANICS ANALYSIS DATA SHEET

Lab Name: TestAmerica Burlington Job No.: 200-42577-1  
 SDG No.: \_\_\_\_\_  
 Client Sample ID: 6488 Lab Sample ID: 200-42577-2  
 Matrix: Air Lab File ID: 29551\_14.D  
 Analysis Method: TO-15 Date Collected: 03/12/2018 00:00  
 Sample wt/vol: 200 (mL) Date Analyzed: 03/13/2018 21:06  
 Soil Aliquot Vol: \_\_\_\_\_ Dilution Factor: 1  
 Soil Extract Vol.: \_\_\_\_\_ GC Column: RTX-624 ID: 0.32 (mm)  
 % Moisture: \_\_\_\_\_ Level: (low/med) Low  
 Analysis Batch No.: 127298 Units: ppb v/v

CAS NO.	COMPOUND NAME	RESULT	Q	RL	RL
115-07-1	Propylene	5.0	U	5.0	5.0
75-71-8	Dichlorodifluoromethane	0.50	U	0.50	0.50
75-45-6	Freon 22	0.50	U	0.50	0.50
76-14-2	1,2-Dichlorotetrafluoroethane	0.20	U	0.20	0.20
74-87-3	Chloromethane	0.50	U	0.50	0.50
106-97-8	n-Butane	0.50	U	0.50	0.50
75-01-4	Vinyl chloride	0.20	U	0.20	0.20
106-99-0	1,3-Butadiene	0.20	U	0.20	0.20
74-83-9	Bromomethane	0.20	U	0.20	0.20
75-00-3	Chloroethane	0.50	U	0.50	0.50
593-60-2	Bromoethene (Vinyl Bromide)	0.20	U	0.20	0.20
75-69-4	Trichlorofluoromethane	0.20	U	0.20	0.20
64-17-5	Ethanol	5.0	U	5.0	5.0
76-13-1	Freon TF	0.20	U	0.20	0.20
75-35-4	1,1-Dichloroethene	0.20	U	0.20	0.20
67-64-1	Acetone	5.0	U *	5.0	5.0
67-63-0	Isopropyl alcohol	5.0	U	5.0	5.0
75-15-0	Carbon disulfide	0.50	U	0.50	0.50
107-05-1	3-Chloropropene	0.50	U	0.50	0.50
75-09-2	Methylene Chloride	0.50	U	0.50	0.50
75-65-0	tert-Butyl alcohol	5.0	U	5.0	5.0
1634-04-4	Methyl tert-butyl ether	0.20	U	0.20	0.20
156-60-5	trans-1,2-Dichloroethene	0.20	U	0.20	0.20
110-54-3	n-Hexane	0.20	U	0.20	0.20
75-34-3	1,1-Dichloroethane	0.20	U	0.20	0.20
108-05-4	Vinyl acetate	5.0	U	5.0	5.0
141-78-6	Ethyl acetate	5.0	U	5.0	5.0
78-93-3	Methyl Ethyl Ketone	0.50	U	0.50	0.50
156-59-2	cis-1,2-Dichloroethene	0.20	U	0.20	0.20
540-59-0	1,2-Dichloroethene, Total	0.40	U	0.40	0.40
67-66-3	Chloroform	0.20	U	0.20	0.20
109-99-9	Tetrahydrofuran	5.0	U	5.0	5.0
71-55-6	1,1,1-Trichloroethane	0.20	U	0.20	0.20
110-82-7	Cyclohexane	0.20	U	0.20	0.20
56-23-5	Carbon tetrachloride	0.20	U	0.20	0.20
540-84-1	2,2,4-Trimethylpentane	0.20	U	0.20	0.20

FORM I  
AIR - GC/MS VOA ORGANICS ANALYSIS DATA SHEET

Lab Name: TestAmerica Burlington Job No.: 200-42577-1  
 SDG No.: \_\_\_\_\_  
 Client Sample ID: 6488 Lab Sample ID: 200-42577-2  
 Matrix: Air Lab File ID: 29551\_14.D  
 Analysis Method: TO-15 Date Collected: 03/12/2018 00:00  
 Sample wt/vol: 200 (mL) Date Analyzed: 03/13/2018 21:06  
 Soil Aliquot Vol: \_\_\_\_\_ Dilution Factor: 1  
 Soil Extract Vol.: \_\_\_\_\_ GC Column: RTX-624 ID: 0.32 (mm)  
 % Moisture: \_\_\_\_\_ Level: (low/med) Low  
 Analysis Batch No.: 127298 Units: ppb v/v

CAS NO.	COMPOUND NAME	RESULT	Q	RL	RL
71-43-2	Benzene	0.20	U	0.20	0.20
107-06-2	1,2-Dichloroethane	0.20	U	0.20	0.20
142-82-5	n-Heptane	0.20	U	0.20	0.20
79-01-6	Trichloroethene	0.20	U	0.20	0.20
80-62-6	Methyl methacrylate	0.50	U	0.50	0.50
78-87-5	1,2-Dichloropropane	0.20	U	0.20	0.20
123-91-1	1,4-Dioxane	5.0	U	5.0	5.0
75-27-4	Bromodichloromethane	0.20	U	0.20	0.20
10061-01-5	cis-1,3-Dichloropropene	0.20	U	0.20	0.20
108-10-1	methyl isobutyl ketone	0.50	U	0.50	0.50
108-88-3	Toluene	0.20	U	0.20	0.20
10061-02-6	trans-1,3-Dichloropropene	0.20	U	0.20	0.20
79-00-5	1,1,2-Trichloroethane	0.20	U	0.20	0.20
127-18-4	Tetrachloroethene	0.20	U	0.20	0.20
591-78-6	Methyl Butyl Ketone (2-Hexanone)	0.50	U *	0.50	0.50
124-48-1	Dibromochloromethane	0.20	U	0.20	0.20
106-93-4	1,2-Dibromoethane	0.20	U	0.20	0.20
108-90-7	Chlorobenzene	0.20	U	0.20	0.20
100-41-4	Ethylbenzene	0.20	U	0.20	0.20
179601-23-1	m,p-Xylene	0.50	U	0.50	0.50
95-47-6	Xylene, o-	0.20	U	0.20	0.20
1330-20-7	Xylene (total)	0.70	U	0.70	0.70
100-42-5	Styrene	0.20	U	0.20	0.20
75-25-2	Bromoform	0.20	U	0.20	0.20
98-82-8	Cumene	0.20	U	0.20	0.20
79-34-5	1,1,2,2-Tetrachloroethane	0.20	U	0.20	0.20
103-65-1	n-Propylbenzene	0.20	U	0.20	0.20
622-96-8	4-Ethyltoluene	0.20	U	0.20	0.20
108-67-8	1,3,5-Trimethylbenzene	0.20	U	0.20	0.20
95-49-8	2-Chlorotoluene	0.20	U	0.20	0.20
98-06-6	tert-Butylbenzene	0.20	U	0.20	0.20
95-63-6	1,2,4-Trimethylbenzene	0.20	U	0.20	0.20
135-98-8	sec-Butylbenzene	0.20	U	0.20	0.20
99-87-6	4-Isopropyltoluene	0.20	U	0.20	0.20
541-73-1	1,3-Dichlorobenzene	0.20	U	0.20	0.20
106-46-7	1,4-Dichlorobenzene	0.20	U	0.20	0.20

FORM I  
AIR - GC/MS VOA ORGANICS ANALYSIS DATA SHEET

Lab Name: TestAmerica Burlington Job No.: 200-42577-1  
 SDG No.: \_\_\_\_\_  
 Client Sample ID: 6488 Lab Sample ID: 200-42577-2  
 Matrix: Air Lab File ID: 29551\_14.D  
 Analysis Method: TO-15 Date Collected: 03/12/2018 00:00  
 Sample wt/vol: 200 (mL) Date Analyzed: 03/13/2018 21:06  
 Soil Aliquot Vol: \_\_\_\_\_ Dilution Factor: 1  
 Soil Extract Vol.: \_\_\_\_\_ GC Column: RTX-624 ID: 0.32 (mm)  
 % Moisture: \_\_\_\_\_ Level: (low/med) Low  
 Analysis Batch No.: 127298 Units: ppb v/v

CAS NO.	COMPOUND NAME	RESULT	Q	RL	RL
100-44-7	Benzyl chloride	0.20	U	0.20	0.20
104-51-8	n-Butylbenzene	0.20	U	0.20	0.20
95-50-1	1,2-Dichlorobenzene	0.20	U	0.20	0.20
120-82-1	1,2,4-Trichlorobenzene	0.50	U	0.50	0.50
87-68-3	Hexachlorobutadiene	0.20	U	0.20	0.20
91-20-3	Naphthalene	0.50	U	0.50	0.50



TestAmerica Burlington  
Target Compound Quantitation Report

Data File: \\ChromNA\Burlington\ChromData\CHC.i\20180313-29551.b\29551\_14.D  
 Lims ID: 200-42577-A-2  
 Client ID: 6488  
 Sample Type: Client  
 Inject. Date: 13-Mar-2018 21:06:30 ALS Bottle#: 14 Worklist Smp#: 14  
 Purge Vol: 200.000 mL Dil. Factor: 1.0000  
 Sample Info: 200-0029551-014  
 Operator ID: pad Instrument ID: CHC.i  
 Method: \\ChromNA\Burlington\ChromData\CHC.i\20180313-29551.b\TO15\_MasterMethod\_(v1)\_CHC.i.m  
 Limit Group: AI\_TO15\_ICAL  
 Last Update: 14-Mar-2018 16:38:28 Calib Date: 26-Jan-2018 01:35:30  
 Integrator: RTE ID Type: Deconvolution ID  
 Quant Method: Internal Standard Quant By: Initial Calibration  
 Last ICal File: \\ChromNA\Burlington\ChromData\CHC.i\20180125-28916.b\28916\_12.D  
 Column 1 : RTX-624 ( 0.32 mm) Det: MS SCAN  
 Process Host: XAWRK007

First Level Reviewer: bunmaa

Date: 14-Mar-2018 16:38:28

Compound	Sig	RT (min.)	Adj RT (min.)	Dlt RT (min.)	Q	Response	OnCol Amt ppb v/v	Flags
1 Propene	41		2.967				ND	
2 Dichlorodifluoromethane	85		3.031				ND	
3 Chlorodifluoromethane	51		3.085				ND	
4 1,2-Dichloro-1,1,2,2-tetra	85		3.293				ND	
5 Chloromethane	50		3.426				ND	
6 Butane	43		3.629				ND	
7 Vinyl chloride	62		3.666				ND	
8 Butadiene	54		3.741				ND	
10 Bromomethane	94		4.414				ND	
11 Chloroethane	64		4.654				ND	
13 Vinyl bromide	106		5.043				ND	
14 Trichlorofluoromethane	101		5.155				ND	
17 Ethanol	45		5.732				ND	
20 1,1,2-Trichloro-1,2,2-trif	101		6.249				ND	
21 1,1-Dichloroethene	96		6.276				ND	
22 Acetone	43		6.500				ND	Ua
23 Carbon disulfide	76		6.655				ND	
24 Isopropyl alcohol	45		6.826				ND	
25 3-Chloro-1-propene	41		7.071				ND	
27 Methylene Chloride	49		7.365				ND	
28 2-Methyl-2-propanol	59		7.600				ND	
29 Methyl tert-butyl ether	73		7.781				ND	
31 trans-1,2-Dichloroethene	61		7.818				ND	
33 Hexane	57		8.219				ND	
34 1,1-Dichloroethane	63		8.688				ND	
35 Vinyl acetate	43		8.774				ND	
37 cis-1,2-Dichloroethene	96		9.809				ND	
38 2-Butanone (MEK)	72		9.846				ND	
39 Ethyl acetate	88		9.911				ND	
S 30 1,2-Dichloroethene, Total	61		10.200				ND	
41 Tetrahydrofuran	42		10.273				ND	
* 40 Chlorobromomethane	128	10.268	10.273	-0.005	90	216536	10.0	

Compound	Sig	RT (min.)	Adj RT (min.)	Dlt RT (min.)	Q	Response	OnCol Amt ppb v/v	Flags
42 Chloroform	83		10.418				ND	
43 Cyclohexane	84		10.658				ND	
44 1,1,1-Trichloroethane	97		10.679				ND	
45 Carbon tetrachloride	117		10.941				ND	
46 Isooctane	57		11.394				ND	
47 Benzene	78		11.400				ND	
48 1,2-Dichloroethane	62		11.581				ND	
49 n-Heptane	43		11.800				ND	
* 50 1,4-Difluorobenzene	114	12.259	12.259	0.000	98	1142164	10.0	
53 Trichloroethene	95		12.734				ND	
54 1,2-Dichloropropane	63		13.273				ND	
55 Methyl methacrylate	69		13.465				ND	
56 1,4-Dioxane	88		13.508				ND	
57 Dibromomethane	174		13.534				ND	
58 Dichlorobromomethane	83		13.849				ND	
60 cis-1,3-Dichloropropene	75		14.799				ND	
61 4-Methyl-2-pentanone (MIBK)	43		15.082				ND	
65 Toluene	92		15.397				ND	
66 trans-1,3-Dichloropropene	75		16.000				ND	
67 1,1,2-Trichloroethane	83		16.368				ND	
68 Tetrachloroethene	166		16.491				ND	
69 2-Hexanone	43		16.816				ND	
71 Chlorodibromomethane	129		17.137				ND	
72 Ethylene Dibromide	107		17.393				ND	
* 74 Chlorobenzene-d5	117	18.300	18.300	0.000	96	1140224	10.0	
75 Chlorobenzene	112		18.359				ND	
76 Ethylbenzene	91		18.519				ND	U
78 m-Xylene & p-Xylene	106		18.764				ND	
79 o-Xylene	106		19.602				ND	
80 Styrene	104		19.656				ND	
81 Bromoform	173		20.088				ND	
S 73 Xylenes, Total	106		20.100				ND	
82 Isopropylbenzene	105		20.312				ND	
84 1,1,2,2-Tetrachloroethane	83		20.979				ND	
85 N-Propylbenzene	91		21.049				ND	
88 4-Ethyltoluene	105		21.246				ND	
89 2-Chlorotoluene	91		21.246				ND	
90 1,3,5-Trimethylbenzene	105		21.353				ND	
92 tert-Butylbenzene	119		21.849				ND	
93 1,2,4-Trimethylbenzene	105		21.945				ND	
94 sec-Butylbenzene	105		22.180				ND	
95 4-Isopropyltoluene	119		22.383				ND	
96 1,3-Dichlorobenzene	146		22.410				ND	
97 1,4-Dichlorobenzene	146		22.548				ND	
98 Benzyl chloride	91		22.740				ND	
100 n-Butylbenzene	91		22.949				ND	
101 1,2-Dichlorobenzene	146		23.071				ND	
103 1,2,4-Trichlorobenzene	180		25.489				ND	
104 Hexachlorobutadiene	225		25.681				ND	
105 Naphthalene	128		25.943				ND	

### QC Flag Legend

#### Review Flags

U - Marked Undetected

a - User Assigned ID

### Reagents:

ATTO15CISs\_00010

Amount Added: 20.00

Units: mL

Run Reagent

- 1
- 2
- 3
- 4
- 5
- 6
- 7
- 8
- 9
- 10
- 11
- 12
- 13
- 14
- 15

TestAmerica Burlington

Data File: \\ChromNA\Burlington\ChromData\CHC.i\20180313-29551.b\29551\_14.D

Injection Date: 13-Mar-2018 21:06:30

Instrument ID: CHC.i

Operator ID: pad

Lims ID: 200-42577-A-2

Lab Sample ID: 200-42577-2

Worklist Smp#: 14

Client ID: 6488

Purge Vol: 200.000 mL

Dil. Factor: 1.0000

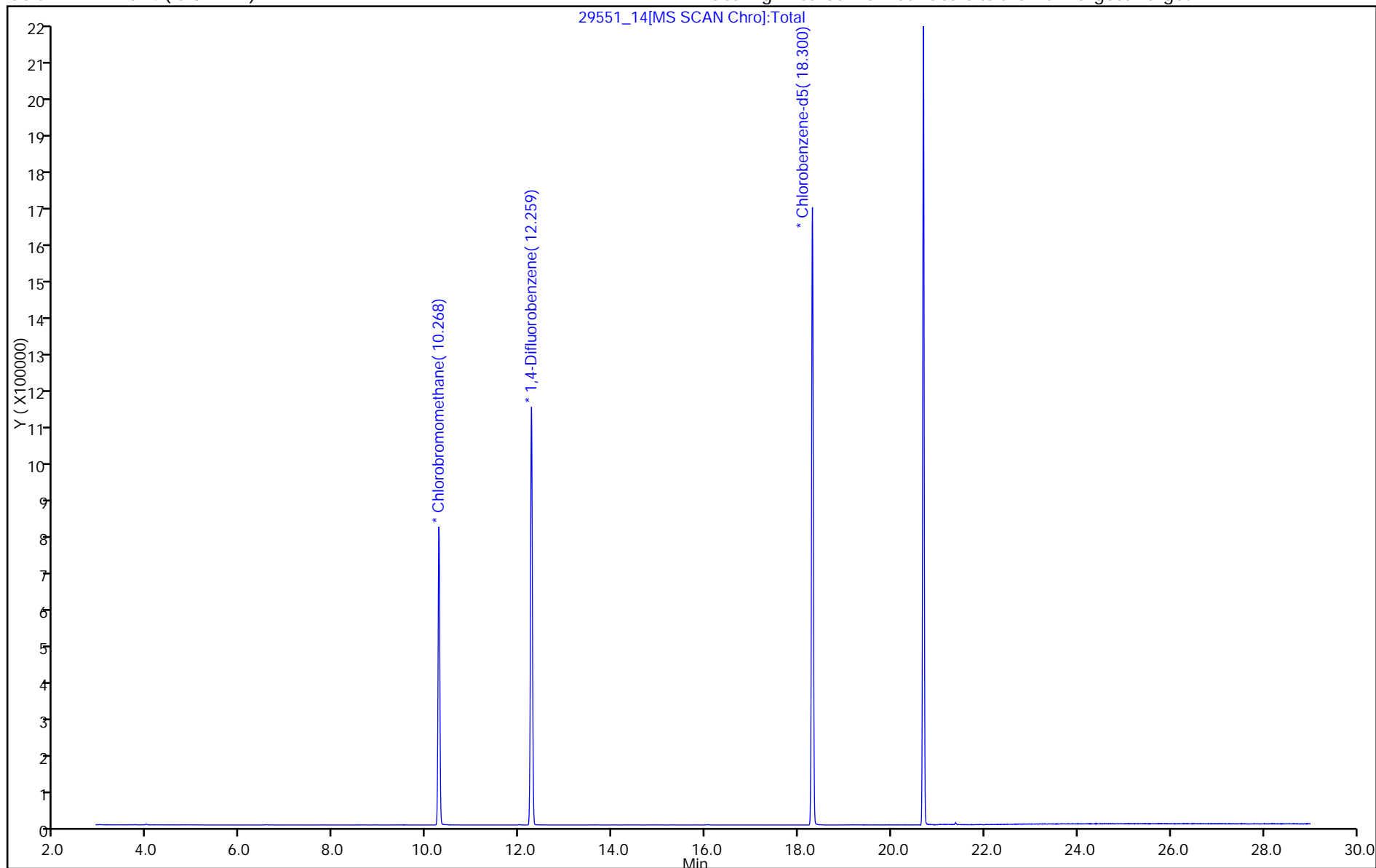
ALS Bottle#: 14

Method: TO15\_MasterMethod\_(v1)\_CHC.i

Limit Group: AI\_TO15\_ICAL

Column: RTX-624 (0.32 mm)

Y Scaling: Method Defined: Scale to the Nth Largest Target: 1

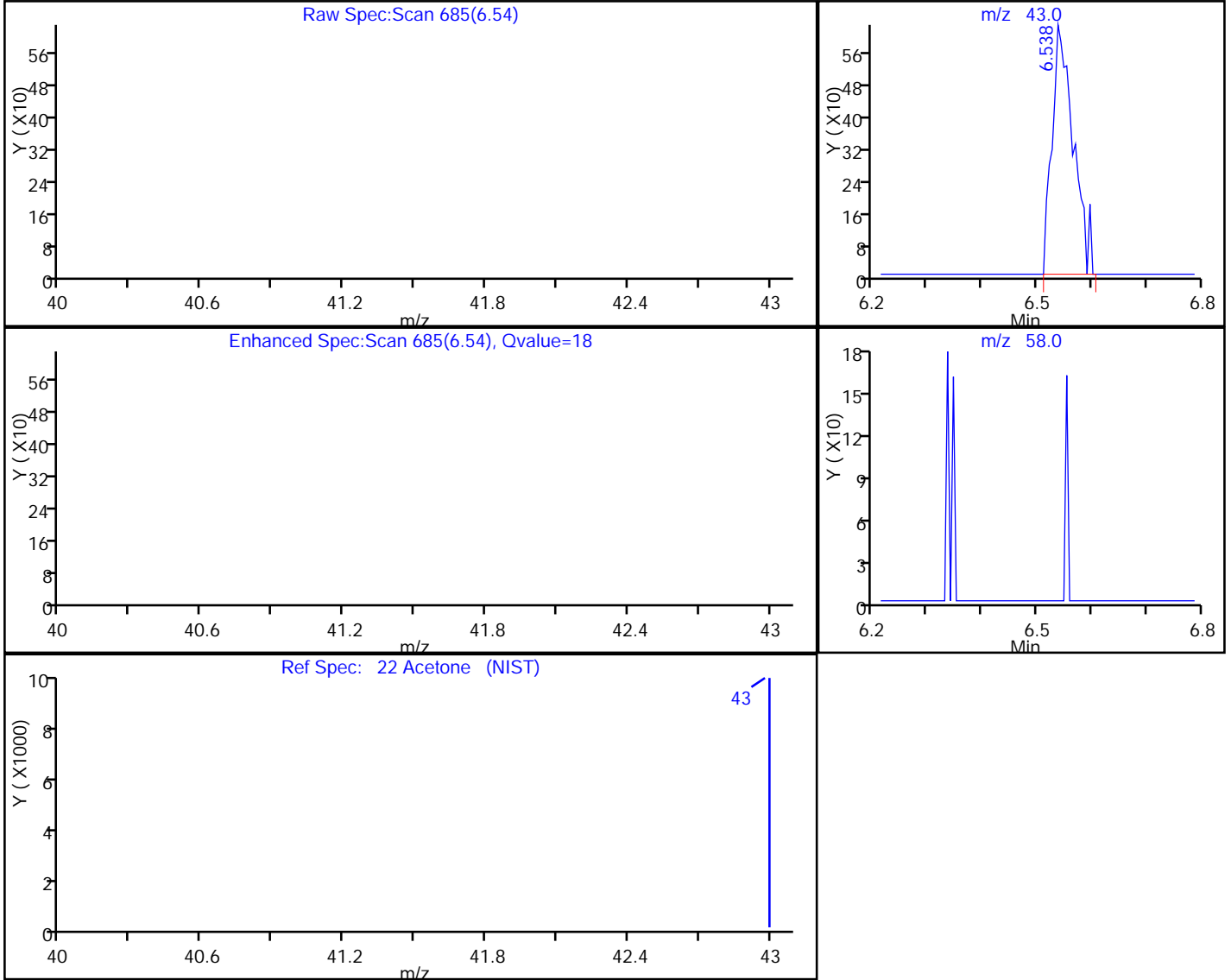


TestAmerica Burlington

Data File: \\ChromNA\Burlington\ChromData\CHC.i\20180313-29551.b\29551\_14.D  
Injection Date: 13-Mar-2018 21:06:30 Instrument ID: CHC.i  
Lims ID: 200-42577-A-2 Lab Sample ID: 200-42577-2  
Client ID: 6488  
Operator ID: pad ALS Bottle#: 14 Worklist Smp#: 14  
Purge Vol: 200.000 mL Dil. Factor: 1.0000  
Method: TO15\_MasterMethod\_(v1)\_CHC.i Limit Group: AI\_TO15\_ICAL  
Column: RTX-624 (0.32 mm) Detector: MS SCAN

22 Acetone, CAS: 67-64-1

Processing Results



RT	Mass	Response	Amount
6.54	43.00	1700	0.052152
6.56	58.00	0	

Reviewer: bunmaa, 14-Mar-2018 16:38:28  
Audit Action: Marked Compound Undetected

Audit Reason: Invalid Compound ID

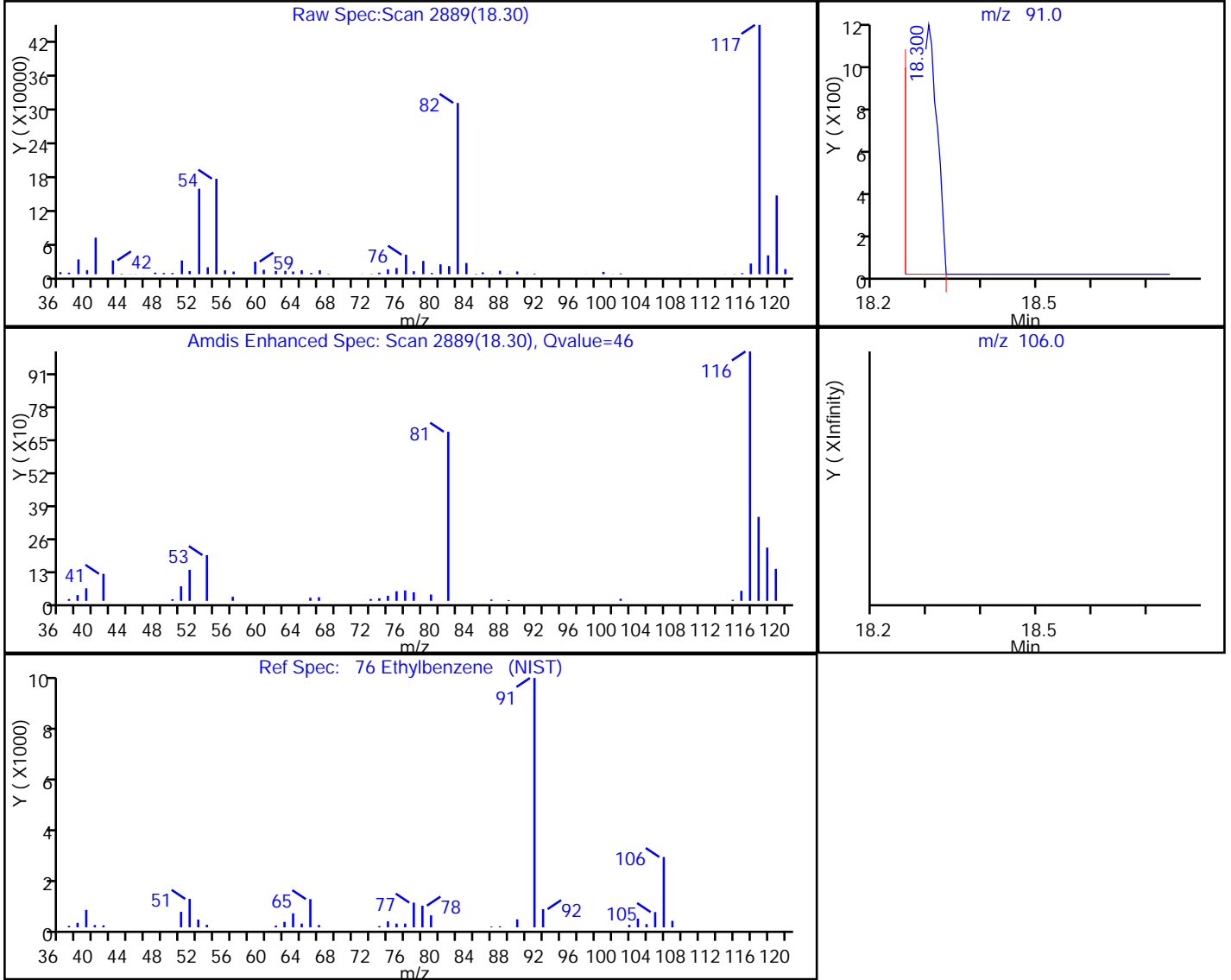


TestAmerica Burlington

Data File: \\ChromNA\Burlington\ChromData\CHC.i\20180313-29551.b\29551\_14.D  
 Injection Date: 13-Mar-2018 21:06:30 Instrument ID: CHC.i  
 Lims ID: 200-42577-A-2 Lab Sample ID: 200-42577-2  
 Client ID: 6488  
 Operator ID: pad ALS Bottle#: 14 Worklist Smp#: 14  
 Purge Vol: 200.000 mL Dil. Factor: 1.0000  
 Method: TO15\_MasterMethod\_(v1)\_CHC.i Limit Group: AI\_TO15\_ICAL  
 Column: RTX-624 (0.32 mm) Detector: MS SCAN

76 Ethylbenzene, CAS: 100-41-4

Processing Results



RT	Mass	Response	Amount
18.30	91.00	2777	0.031597
18.52	106.00	0	

Reviewer: bunmaa, 14-Mar-2018 16:38:28

Audit Action: Marked Compound Undetected

Audit Reason: Invalid Compound ID

FORM I  
AIR - GC/MS VOA ORGANICS ANALYSIS DATA SHEET

Lab Name: TestAmerica Burlington Job No.: 200-42577-1  
 SDG No.: \_\_\_\_\_  
 Client Sample ID: 6460 Lab Sample ID: 200-42577-3  
 Matrix: Air Lab File ID: 29551\_15.D  
 Analysis Method: TO-15 Date Collected: 03/12/2018 00:00  
 Sample wt/vol: 200 (mL) Date Analyzed: 03/13/2018 21:59  
 Soil Aliquot Vol: \_\_\_\_\_ Dilution Factor: 1  
 Soil Extract Vol.: \_\_\_\_\_ GC Column: RTX-624 ID: 0.32 (mm)  
 % Moisture: \_\_\_\_\_ Level: (low/med) Low  
 Analysis Batch No.: 127298 Units: ppb v/v

CAS NO.	COMPOUND NAME	RESULT	Q	RL	RL
115-07-1	Propylene	5.0	U	5.0	5.0
75-71-8	Dichlorodifluoromethane	0.50	U	0.50	0.50
75-45-6	Freon 22	0.50	U	0.50	0.50
76-14-2	1,2-Dichlorotetrafluoroethane	0.20	U	0.20	0.20
74-87-3	Chloromethane	0.50	U	0.50	0.50
106-97-8	n-Butane	0.50	U	0.50	0.50
75-01-4	Vinyl chloride	0.20	U	0.20	0.20
106-99-0	1,3-Butadiene	0.20	U	0.20	0.20
74-83-9	Bromomethane	0.20	U	0.20	0.20
75-00-3	Chloroethane	0.50	U	0.50	0.50
593-60-2	Bromoethene (Vinyl Bromide)	0.20	U	0.20	0.20
75-69-4	Trichlorofluoromethane	0.20	U	0.20	0.20
64-17-5	Ethanol	5.0	U	5.0	5.0
76-13-1	Freon TF	0.20	U	0.20	0.20
75-35-4	1,1-Dichloroethene	0.20	U	0.20	0.20
67-64-1	Acetone	5.0	U *	5.0	5.0
67-63-0	Isopropyl alcohol	5.0	U	5.0	5.0
75-15-0	Carbon disulfide	0.50	U	0.50	0.50
107-05-1	3-Chloropropene	0.50	U	0.50	0.50
75-09-2	Methylene Chloride	0.50	U	0.50	0.50
75-65-0	tert-Butyl alcohol	5.0	U	5.0	5.0
1634-04-4	Methyl tert-butyl ether	0.20	U	0.20	0.20
156-60-5	trans-1,2-Dichloroethene	0.20	U	0.20	0.20
110-54-3	n-Hexane	0.20	U	0.20	0.20
75-34-3	1,1-Dichloroethane	0.20	U	0.20	0.20
108-05-4	Vinyl acetate	5.0	U	5.0	5.0
141-78-6	Ethyl acetate	5.0	U	5.0	5.0
78-93-3	Methyl Ethyl Ketone	0.50	U	0.50	0.50
156-59-2	cis-1,2-Dichloroethene	0.20	U	0.20	0.20
540-59-0	1,2-Dichloroethene, Total	0.40	U	0.40	0.40
67-66-3	Chloroform	0.20	U	0.20	0.20
109-99-9	Tetrahydrofuran	5.0	U	5.0	5.0
71-55-6	1,1,1-Trichloroethane	0.20	U	0.20	0.20
110-82-7	Cyclohexane	0.20	U	0.20	0.20
56-23-5	Carbon tetrachloride	0.20	U	0.20	0.20
540-84-1	2,2,4-Trimethylpentane	0.20	U	0.20	0.20

FORM I  
AIR - GC/MS VOA ORGANICS ANALYSIS DATA SHEET

Lab Name: TestAmerica Burlington Job No.: 200-42577-1  
 SDG No.: \_\_\_\_\_  
 Client Sample ID: 6460 Lab Sample ID: 200-42577-3  
 Matrix: Air Lab File ID: 29551\_15.D  
 Analysis Method: TO-15 Date Collected: 03/12/2018 00:00  
 Sample wt/vol: 200 (mL) Date Analyzed: 03/13/2018 21:59  
 Soil Aliquot Vol: \_\_\_\_\_ Dilution Factor: 1  
 Soil Extract Vol.: \_\_\_\_\_ GC Column: RTX-624 ID: 0.32 (mm)  
 % Moisture: \_\_\_\_\_ Level: (low/med) Low  
 Analysis Batch No.: 127298 Units: ppb v/v

CAS NO.	COMPOUND NAME	RESULT	Q	RL	RL
71-43-2	Benzene	0.20	U	0.20	0.20
107-06-2	1,2-Dichloroethane	0.20	U	0.20	0.20
142-82-5	n-Heptane	0.20	U	0.20	0.20
79-01-6	Trichloroethene	0.20	U	0.20	0.20
80-62-6	Methyl methacrylate	0.50	U	0.50	0.50
78-87-5	1,2-Dichloropropane	0.20	U	0.20	0.20
123-91-1	1,4-Dioxane	5.0	U	5.0	5.0
75-27-4	Bromodichloromethane	0.20	U	0.20	0.20
10061-01-5	cis-1,3-Dichloropropene	0.20	U	0.20	0.20
108-10-1	methyl isobutyl ketone	0.50	U	0.50	0.50
108-88-3	Toluene	0.20	U	0.20	0.20
10061-02-6	trans-1,3-Dichloropropene	0.20	U	0.20	0.20
79-00-5	1,1,2-Trichloroethane	0.20	U	0.20	0.20
127-18-4	Tetrachloroethene	0.20	U	0.20	0.20
591-78-6	Methyl Butyl Ketone (2-Hexanone)	0.50	U *	0.50	0.50
124-48-1	Dibromochloromethane	0.20	U	0.20	0.20
106-93-4	1,2-Dibromoethane	0.20	U	0.20	0.20
108-90-7	Chlorobenzene	0.20	U	0.20	0.20
100-41-4	Ethylbenzene	0.20	U	0.20	0.20
179601-23-1	m,p-Xylene	0.50	U	0.50	0.50
95-47-6	Xylene, o-	0.20	U	0.20	0.20
1330-20-7	Xylene (total)	0.70	U	0.70	0.70
100-42-5	Styrene	0.20	U	0.20	0.20
75-25-2	Bromoform	0.20	U	0.20	0.20
98-82-8	Cumene	0.20	U	0.20	0.20
79-34-5	1,1,2,2-Tetrachloroethane	0.20	U	0.20	0.20
103-65-1	n-Propylbenzene	0.20	U	0.20	0.20
622-96-8	4-Ethyltoluene	0.20	U	0.20	0.20
108-67-8	1,3,5-Trimethylbenzene	0.20	U	0.20	0.20
95-49-8	2-Chlorotoluene	0.20	U	0.20	0.20
98-06-6	tert-Butylbenzene	0.20	U	0.20	0.20
95-63-6	1,2,4-Trimethylbenzene	0.20	U	0.20	0.20
135-98-8	sec-Butylbenzene	0.20	U	0.20	0.20
99-87-6	4-Isopropyltoluene	0.20	U	0.20	0.20
541-73-1	1,3-Dichlorobenzene	0.20	U	0.20	0.20
106-46-7	1,4-Dichlorobenzene	0.20	U	0.20	0.20

FORM I  
AIR - GC/MS VOA ORGANICS ANALYSIS DATA SHEET

Lab Name: TestAmerica Burlington Job No.: 200-42577-1  
 SDG No.: \_\_\_\_\_  
 Client Sample ID: 6460 Lab Sample ID: 200-42577-3  
 Matrix: Air Lab File ID: 29551\_15.D  
 Analysis Method: TO-15 Date Collected: 03/12/2018 00:00  
 Sample wt/vol: 200 (mL) Date Analyzed: 03/13/2018 21:59  
 Soil Aliquot Vol: \_\_\_\_\_ Dilution Factor: 1  
 Soil Extract Vol.: \_\_\_\_\_ GC Column: RTX-624 ID: 0.32 (mm)  
 % Moisture: \_\_\_\_\_ Level: (low/med) Low  
 Analysis Batch No.: 127298 Units: ppb v/v

CAS NO.	COMPOUND NAME	RESULT	Q	RL	RL
100-44-7	Benzyl chloride	0.20	U	0.20	0.20
104-51-8	n-Butylbenzene	0.20	U	0.20	0.20
95-50-1	1,2-Dichlorobenzene	0.20	U	0.20	0.20
120-82-1	1,2,4-Trichlorobenzene	0.50	U	0.50	0.50
87-68-3	Hexachlorobutadiene	0.20	U	0.20	0.20
91-20-3	Naphthalene	0.50	U	0.50	0.50

TestAmerica Burlington  
Target Compound Quantitation Report

Data File: \\ChromNA\Burlington\ChromData\CHC.i\20180313-29551.b\29551\_15.D  
 Lims ID: 200-42577-A-3  
 Client ID: 6460  
 Sample Type: Client  
 Inject. Date: 13-Mar-2018 21:59:30 ALS Bottle#: 15 Worklist Smp#: 15  
 Purge Vol: 200.000 mL Dil. Factor: 1.0000  
 Sample Info: 200-0029551-015  
 Operator ID: pad Instrument ID: CHC.i  
 Method: \\ChromNA\Burlington\ChromData\CHC.i\20180313-29551.b\TO15\_MasterMethod\_(v1)\_CHC.i.m  
 Limit Group: AI\_TO15\_ICAL  
 Last Update: 14-Mar-2018 16:40:19 Calib Date: 26-Jan-2018 01:35:30  
 Integrator: RTE ID Type: Deconvolution ID  
 Quant Method: Internal Standard Quant By: Initial Calibration  
 Last ICal File: \\ChromNA\Burlington\ChromData\CHC.i\20180125-28916.b\28916\_12.D  
 Column 1 : RTX-624 ( 0.32 mm) Det: MS SCAN  
 Process Host: XAWRK007

First Level Reviewer: bunmaa

Date: 14-Mar-2018 16:40:19

Compound	Sig	RT (min.)	Adj RT (min.)	Dlt RT (min.)	Q	Response	OnCol Amt ppb v/v	Flags
1 Propene	41		2.967				ND	
2 Dichlorodifluoromethane	85		3.031				ND	
3 Chlorodifluoromethane	51		3.085				ND	
4 1,2-Dichloro-1,1,2,2-tetra	85		3.293				ND	
5 Chloromethane	50		3.426				ND	
6 Butane	43		3.629				ND	
7 Vinyl chloride	62		3.666				ND	
8 Butadiene	54		3.741				ND	
10 Bromomethane	94		4.414				ND	
11 Chloroethane	64		4.654				ND	
13 Vinyl bromide	106		5.043				ND	
14 Trichlorofluoromethane	101		5.155				ND	
17 Ethanol	45		5.732				ND	
20 1,1,2-Trichloro-1,2,2-trif	101		6.249				ND	
21 1,1-Dichloroethene	96		6.276				ND	
22 Acetone	43		6.500				ND	Ua
23 Carbon disulfide	76		6.655				ND	
24 Isopropyl alcohol	45		6.826				ND	
25 3-Chloro-1-propene	41		7.071				ND	
27 Methylene Chloride	49		7.365				ND	
28 2-Methyl-2-propanol	59		7.600				ND	
29 Methyl tert-butyl ether	73		7.781				ND	
31 trans-1,2-Dichloroethene	61		7.818				ND	
33 Hexane	57		8.219				ND	
34 1,1-Dichloroethane	63		8.688				ND	
35 Vinyl acetate	43		8.774				ND	
37 cis-1,2-Dichloroethene	96		9.809				ND	
38 2-Butanone (MEK)	72		9.846				ND	
39 Ethyl acetate	88		9.911				ND	
S 30 1,2-Dichloroethene, Total	61		10.200				ND	
41 Tetrahydrofuran	42		10.273				ND	
* 40 Chlorobromomethane	128	10.268	10.273	-0.005	90	215979	10.0	

Compound	Sig	RT (min.)	Adj RT (min.)	Dlt RT (min.)	Q	Response	OnCol Amt ppb v/v	Flags
42 Chloroform	83		10.418				ND	
43 Cyclohexane	84		10.658				ND	
44 1,1,1-Trichloroethane	97		10.679				ND	
45 Carbon tetrachloride	117		10.941				ND	
46 Isooctane	57		11.394				ND	
47 Benzene	78		11.400				ND	
48 1,2-Dichloroethane	62		11.581				ND	
49 n-Heptane	43		11.800				ND	
* 50 1,4-Difluorobenzene	114	12.259	12.259	0.000	98	1136433	10.0	
53 Trichloroethene	95		12.734				ND	
54 1,2-Dichloropropane	63		13.273				ND	
55 Methyl methacrylate	69		13.465				ND	
56 1,4-Dioxane	88		13.508				ND	
57 Dibromomethane	174		13.534				ND	
58 Dichlorobromomethane	83		13.849				ND	
60 cis-1,3-Dichloropropene	75		14.799				ND	
61 4-Methyl-2-pentanone (MIBK)	43		15.082				ND	
65 Toluene	92		15.397				ND	
66 trans-1,3-Dichloropropene	75		16.000				ND	
67 1,1,2-Trichloroethane	83		16.368				ND	
68 Tetrachloroethene	166		16.491				ND	
69 2-Hexanone	43		16.816				ND	
71 Chlorodibromomethane	129		17.137				ND	
72 Ethylene Dibromide	107		17.393				ND	
* 74 Chlorobenzene-d5	117	18.300	18.300	0.000	96	1139296	10.0	
75 Chlorobenzene	112		18.359				ND	
76 Ethylbenzene	91		18.519				ND	U
78 m-Xylene & p-Xylene	106		18.764				ND	
79 o-Xylene	106		19.602				ND	
80 Styrene	104		19.656				ND	
81 Bromoform	173		20.088				ND	
S 73 Xylenes, Total	106		20.100				ND	
82 Isopropylbenzene	105		20.312				ND	
84 1,1,2,2-Tetrachloroethane	83		20.979				ND	
85 N-Propylbenzene	91		21.049				ND	
88 4-Ethyltoluene	105		21.246				ND	
89 2-Chlorotoluene	91		21.246				ND	
90 1,3,5-Trimethylbenzene	105		21.353				ND	
92 tert-Butylbenzene	119		21.849				ND	
93 1,2,4-Trimethylbenzene	105		21.945				ND	
94 sec-Butylbenzene	105		22.180				ND	
95 4-Isopropyltoluene	119		22.383				ND	
96 1,3-Dichlorobenzene	146		22.410				ND	
97 1,4-Dichlorobenzene	146		22.548				ND	
98 Benzyl chloride	91		22.740				ND	
100 n-Butylbenzene	91		22.949				ND	
101 1,2-Dichlorobenzene	146		23.071				ND	
103 1,2,4-Trichlorobenzene	180		25.489				ND	
104 Hexachlorobutadiene	225		25.681				ND	
105 Naphthalene	128		25.943				ND	

**QC Flag Legend**

Review Flags

U - Marked Undetected

a - User Assigned ID

**Reagents:**

ATTO15CISs\_00010

Amount Added: 20.00

Units: mL

Run Reagent

- 1
- 2
- 3
- 4
- 5
- 6
- 7
- 8
- 9
- 10
- 11
- 12
- 13
- 14
- 15

TestAmerica Burlington

Data File: \\ChromNA\Burlington\ChromData\CHC.i\20180313-29551.b\29551\_15.D

Injection Date: 13-Mar-2018 21:59:30

Instrument ID: CHC.i

Operator ID: pad

Lims ID: 200-42577-A-3

Lab Sample ID: 200-42577-3

Worklist Smp#: 15

Client ID: 6460

Purge Vol: 200.000 mL

Dil. Factor: 1.0000

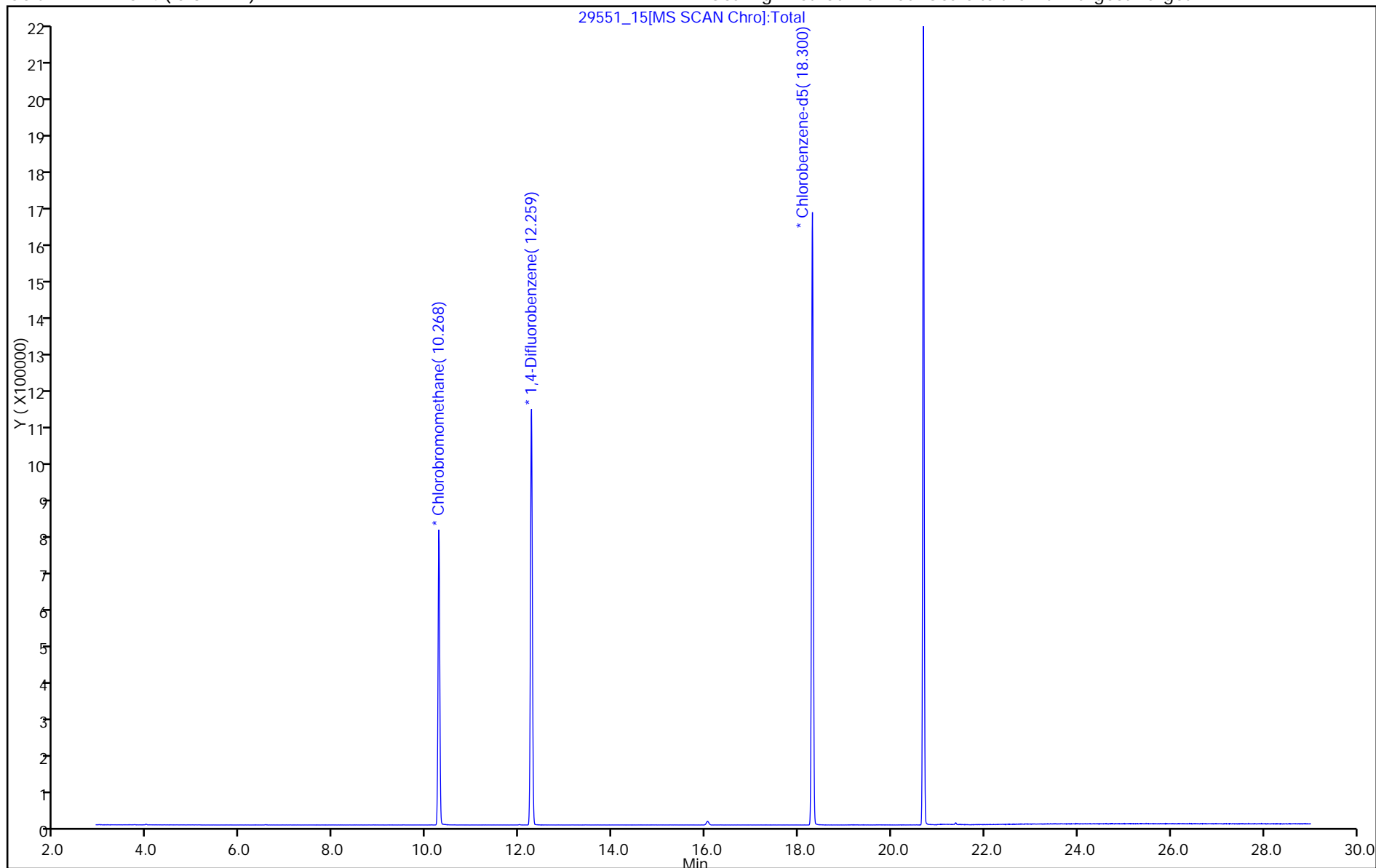
ALS Bottle#: 15

Method: TO15\_MasterMethod\_(v1)\_CHC.i

Limit Group: AI\_TO15\_ICAL

Column: RTX-624 (0.32 mm)

Y Scaling: Method Defined: Scale to the Nth Largest Target: 1



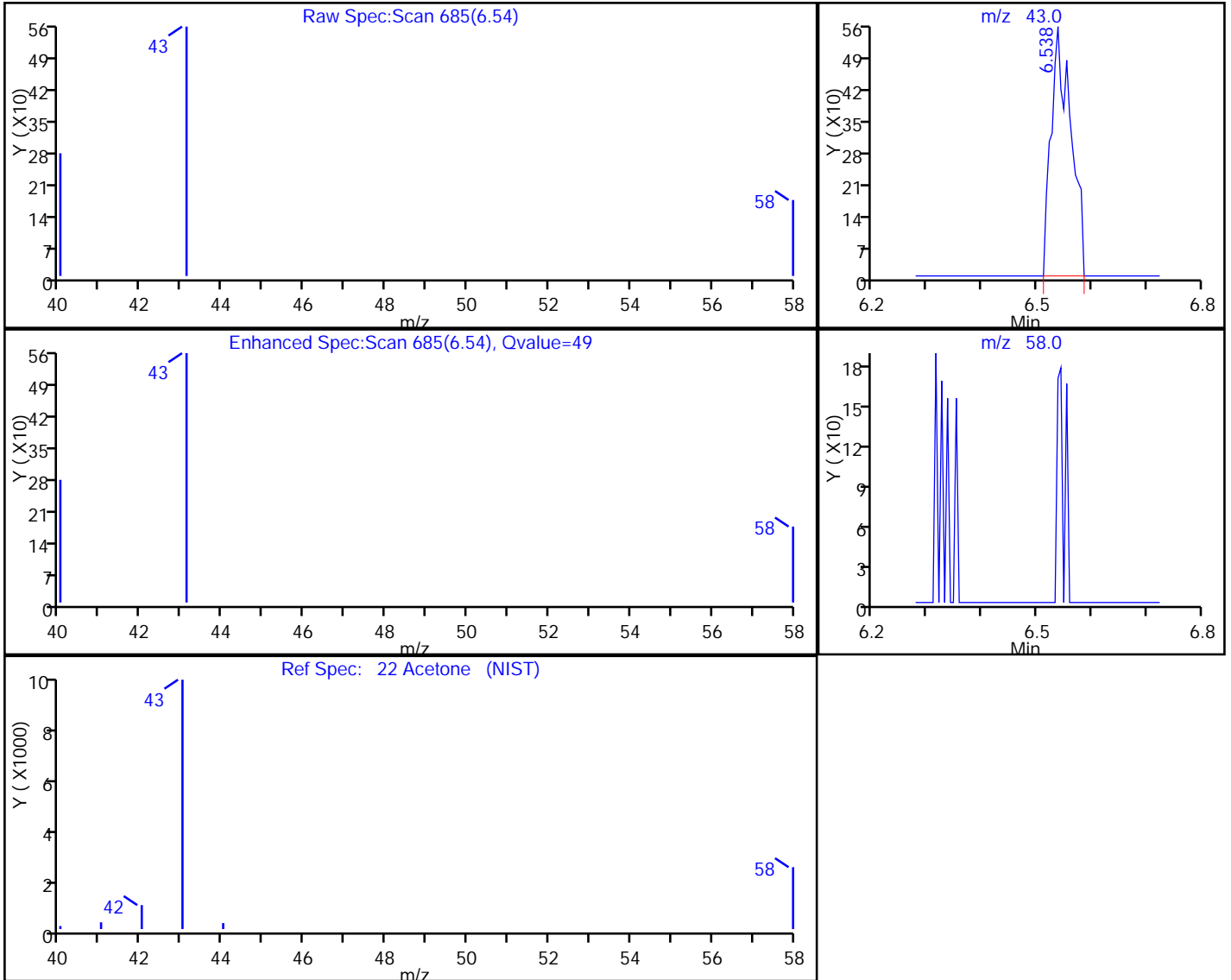


TestAmerica Burlington

Data File: \\ChromNA\Burlington\ChromData\CHC.i\20180313-29551.b\29551\_15.D  
Injection Date: 13-Mar-2018 21:59:30 Instrument ID: CHC.i  
Lims ID: 200-42577-A-3 Lab Sample ID: 200-42577-3  
Client ID: 6460  
Operator ID: pad ALS Bottle#: 15 Worklist Smp#: 15  
Purge Vol: 200.000 mL Dil. Factor: 1.0000  
Method: TO15\_MasterMethod\_(v1)\_CHC.i Limit Group: AI\_TO15\_ICAL  
Column: RTX-624 (0.32 mm) Detector: MS SCAN

22 Acetone, CAS: 67-64-1

Processing Results



RT	Mass	Response	Amount
6.54	43.00	1397	0.042967
6.56	58.00	0	

Reviewer: bunmaa, 14-Mar-2018 16:40:19  
Audit Action: Marked Compound Undetected

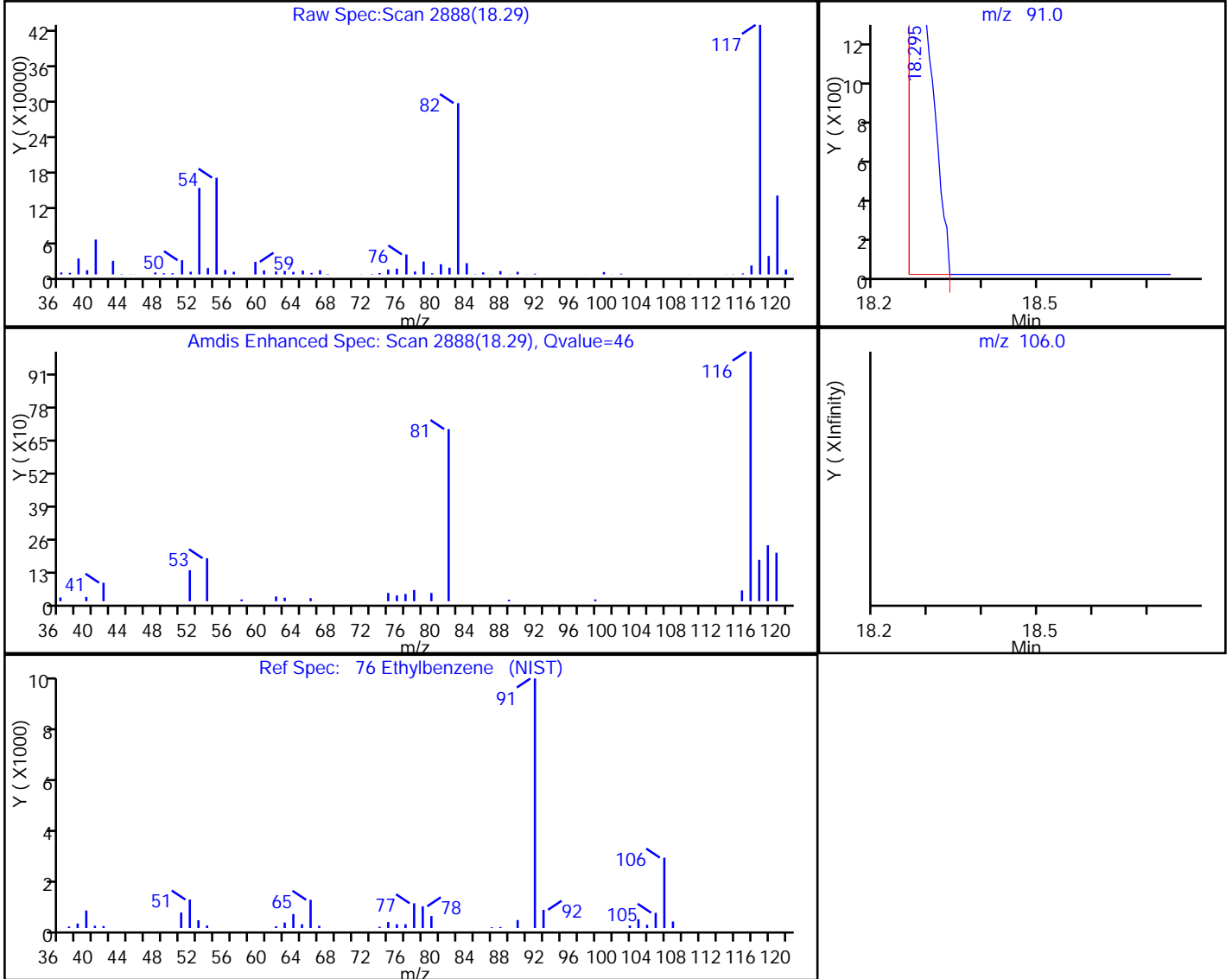
Audit Reason: Invalid Compound ID

TestAmerica Burlington

Data File: \\ChromNA\Burlington\ChromData\CHC.i\20180313-29551.b\29551\_15.D  
 Injection Date: 13-Mar-2018 21:59:30 Instrument ID: CHC.i  
 Lims ID: 200-42577-A-3 Lab Sample ID: 200-42577-3  
 Client ID: 6460  
 Operator ID: pad ALS Bottle#: 15 Worklist Smp#: 15  
 Purge Vol: 200.000 mL Dil. Factor: 1.0000  
 Method: TO15\_MasterMethod\_(v1)\_CHC.i Limit Group: AI\_TO15\_ICAL  
 Column: RTX-624 (0.32 mm) Detector: MS SCAN

76 Ethylbenzene, CAS: 100-41-4

Processing Results



RT	Mass	Response	Amount
18.29	91.00	2730	0.031087
18.52	106.00	0	

Reviewer: bunmaa, 14-Mar-2018 16:40:19

Audit Action: Marked Compound Undetected

Audit Reason: Invalid Compound ID



FORM I  
AIR - GC/MS VOA ORGANICS ANALYSIS DATA SHEET

Lab Name: TestAmerica Burlington Job No.: 200-42577-1  
 SDG No.: \_\_\_\_\_  
 Client Sample ID: 6479 Lab Sample ID: 200-42577-4  
 Matrix: Air Lab File ID: 29551\_16.D  
 Analysis Method: TO-15 Date Collected: 03/12/2018 00:00  
 Sample wt/vol: 200 (mL) Date Analyzed: 03/13/2018 22:52  
 Soil Aliquot Vol: \_\_\_\_\_ Dilution Factor: 1  
 Soil Extract Vol.: \_\_\_\_\_ GC Column: RTX-624 ID: 0.32 (mm)  
 % Moisture: \_\_\_\_\_ Level: (low/med) Low  
 Analysis Batch No.: 127298 Units: ppb v/v

CAS NO.	COMPOUND NAME	RESULT	Q	RL	RL
115-07-1	Propylene	5.0	U	5.0	5.0
75-71-8	Dichlorodifluoromethane	0.50	U	0.50	0.50
75-45-6	Freon 22	0.50	U	0.50	0.50
76-14-2	1,2-Dichlorotetrafluoroethane	0.20	U	0.20	0.20
74-87-3	Chloromethane	0.50	U	0.50	0.50
106-97-8	n-Butane	0.50	U	0.50	0.50
75-01-4	Vinyl chloride	0.20	U	0.20	0.20
106-99-0	1,3-Butadiene	0.20	U	0.20	0.20
74-83-9	Bromomethane	0.20	U	0.20	0.20
75-00-3	Chloroethane	0.50	U	0.50	0.50
593-60-2	Bromoethene (Vinyl Bromide)	0.20	U	0.20	0.20
75-69-4	Trichlorofluoromethane	0.20	U	0.20	0.20
64-17-5	Ethanol	5.0	U	5.0	5.0
76-13-1	Freon TF	0.20	U	0.20	0.20
75-35-4	1,1-Dichloroethene	0.20	U	0.20	0.20
67-64-1	Acetone	5.0	U *	5.0	5.0
67-63-0	Isopropyl alcohol	5.0	U	5.0	5.0
75-15-0	Carbon disulfide	0.50	U	0.50	0.50
107-05-1	3-Chloropropene	0.50	U	0.50	0.50
75-09-2	Methylene Chloride	0.50	U	0.50	0.50
75-65-0	tert-Butyl alcohol	5.0	U	5.0	5.0
1634-04-4	Methyl tert-butyl ether	0.20	U	0.20	0.20
156-60-5	trans-1,2-Dichloroethene	0.20	U	0.20	0.20
110-54-3	n-Hexane	0.20	U	0.20	0.20
75-34-3	1,1-Dichloroethane	0.20	U	0.20	0.20
108-05-4	Vinyl acetate	5.0	U	5.0	5.0
141-78-6	Ethyl acetate	5.0	U	5.0	5.0
78-93-3	Methyl Ethyl Ketone	0.50	U	0.50	0.50
156-59-2	cis-1,2-Dichloroethene	0.20	U	0.20	0.20
540-59-0	1,2-Dichloroethene, Total	0.40	U	0.40	0.40
67-66-3	Chloroform	0.20	U	0.20	0.20
109-99-9	Tetrahydrofuran	5.0	U	5.0	5.0
71-55-6	1,1,1-Trichloroethane	0.20	U	0.20	0.20
110-82-7	Cyclohexane	0.20	U	0.20	0.20
56-23-5	Carbon tetrachloride	0.20	U	0.20	0.20
540-84-1	2,2,4-Trimethylpentane	0.20	U	0.20	0.20

FORM I  
AIR - GC/MS VOA ORGANICS ANALYSIS DATA SHEET

Lab Name: TestAmerica Burlington Job No.: 200-42577-1  
 SDG No.: \_\_\_\_\_  
 Client Sample ID: 6479 Lab Sample ID: 200-42577-4  
 Matrix: Air Lab File ID: 29551\_16.D  
 Analysis Method: TO-15 Date Collected: 03/12/2018 00:00  
 Sample wt/vol: 200 (mL) Date Analyzed: 03/13/2018 22:52  
 Soil Aliquot Vol: \_\_\_\_\_ Dilution Factor: 1  
 Soil Extract Vol.: \_\_\_\_\_ GC Column: RTX-624 ID: 0.32 (mm)  
 % Moisture: \_\_\_\_\_ Level: (low/med) Low  
 Analysis Batch No.: 127298 Units: ppb v/v

CAS NO.	COMPOUND NAME	RESULT	Q	RL	RL
71-43-2	Benzene	0.20	U	0.20	0.20
107-06-2	1,2-Dichloroethane	0.20	U	0.20	0.20
142-82-5	n-Heptane	0.20	U	0.20	0.20
79-01-6	Trichloroethene	0.20	U	0.20	0.20
80-62-6	Methyl methacrylate	0.50	U	0.50	0.50
78-87-5	1,2-Dichloropropane	0.20	U	0.20	0.20
123-91-1	1,4-Dioxane	5.0	U	5.0	5.0
75-27-4	Bromodichloromethane	0.20	U	0.20	0.20
10061-01-5	cis-1,3-Dichloropropene	0.20	U	0.20	0.20
108-10-1	methyl isobutyl ketone	0.50	U	0.50	0.50
108-88-3	Toluene	0.20	U	0.20	0.20
10061-02-6	trans-1,3-Dichloropropene	0.20	U	0.20	0.20
79-00-5	1,1,2-Trichloroethane	0.20	U	0.20	0.20
127-18-4	Tetrachloroethene	0.20	U	0.20	0.20
591-78-6	Methyl Butyl Ketone (2-Hexanone)	0.50	U *	0.50	0.50
124-48-1	Dibromochloromethane	0.20	U	0.20	0.20
106-93-4	1,2-Dibromoethane	0.20	U	0.20	0.20
108-90-7	Chlorobenzene	0.20	U	0.20	0.20
100-41-4	Ethylbenzene	0.20	U	0.20	0.20
179601-23-1	m,p-Xylene	0.50	U	0.50	0.50
95-47-6	Xylene, o-	0.20	U	0.20	0.20
1330-20-7	Xylene (total)	0.70	U	0.70	0.70
100-42-5	Styrene	0.20	U	0.20	0.20
75-25-2	Bromoform	0.20	U	0.20	0.20
98-82-8	Cumene	0.20	U	0.20	0.20
79-34-5	1,1,2,2-Tetrachloroethane	0.20	U	0.20	0.20
103-65-1	n-Propylbenzene	0.20	U	0.20	0.20
622-96-8	4-Ethyltoluene	0.20	U	0.20	0.20
108-67-8	1,3,5-Trimethylbenzene	0.20	U	0.20	0.20
95-49-8	2-Chlorotoluene	0.20	U	0.20	0.20
98-06-6	tert-Butylbenzene	0.20	U	0.20	0.20
95-63-6	1,2,4-Trimethylbenzene	0.20	U	0.20	0.20
135-98-8	sec-Butylbenzene	0.20	U	0.20	0.20
99-87-6	4-Isopropyltoluene	0.20	U	0.20	0.20
541-73-1	1,3-Dichlorobenzene	0.20	U	0.20	0.20
106-46-7	1,4-Dichlorobenzene	0.20	U	0.20	0.20

FORM I  
AIR - GC/MS VOA ORGANICS ANALYSIS DATA SHEET

Lab Name: TestAmerica Burlington Job No.: 200-42577-1  
 SDG No.: \_\_\_\_\_  
 Client Sample ID: 6479 Lab Sample ID: 200-42577-4  
 Matrix: Air Lab File ID: 29551\_16.D  
 Analysis Method: TO-15 Date Collected: 03/12/2018 00:00  
 Sample wt/vol: 200 (mL) Date Analyzed: 03/13/2018 22:52  
 Soil Aliquot Vol: \_\_\_\_\_ Dilution Factor: 1  
 Soil Extract Vol.: \_\_\_\_\_ GC Column: RTX-624 ID: 0.32 (mm)  
 % Moisture: \_\_\_\_\_ Level: (low/med) Low  
 Analysis Batch No.: 127298 Units: ppb v/v

CAS NO.	COMPOUND NAME	RESULT	Q	RL	RL
100-44-7	Benzyl chloride	0.20	U	0.20	0.20
104-51-8	n-Butylbenzene	0.20	U	0.20	0.20
95-50-1	1,2-Dichlorobenzene	0.20	U	0.20	0.20
120-82-1	1,2,4-Trichlorobenzene	0.50	U	0.50	0.50
87-68-3	Hexachlorobutadiene	0.20	U	0.20	0.20
91-20-3	Naphthalene	0.50	U	0.50	0.50

TestAmerica Burlington  
Target Compound Quantitation Report

Data File: \\ChromNA\Burlington\ChromData\CHC.i\20180313-29551.b\29551\_16.D  
 Lims ID: 200-42577-A-4  
 Client ID: 6479  
 Sample Type: Client  
 Inject. Date: 13-Mar-2018 22:52:30 ALS Bottle#: 16 Worklist Smp#: 16  
 Purge Vol: 200.000 mL Dil. Factor: 1.0000  
 Sample Info: 200-0029551-016  
 Operator ID: pad Instrument ID: CHC.i  
 Method: \\ChromNA\Burlington\ChromData\CHC.i\20180313-29551.b\TO15\_MasterMethod\_(v1)\_CHC.i.m  
 Limit Group: AI\_TO15\_ICAL  
 Last Update: 14-Mar-2018 16:44:24 Calib Date: 26-Jan-2018 01:35:30  
 Integrator: RTE ID Type: Deconvolution ID  
 Quant Method: Internal Standard Quant By: Initial Calibration  
 Last ICal File: \\ChromNA\Burlington\ChromData\CHC.i\20180125-28916.b\28916\_12.D  
 Column 1 : RTX-624 ( 0.32 mm) Det: MS SCAN  
 Process Host: XAWRK007

First Level Reviewer: bunmaa Date: 14-Mar-2018 16:44:24

Compound	Sig	RT (min.)	Adj RT (min.)	Dlt RT (min.)	Q	Response	OnCol Amt ppb v/v	Flags
1 Propene	41		2.967				ND	MUa
2 Dichlorodifluoromethane	85		3.031				ND	
3 Chlorodifluoromethane	51		3.085				ND	
4 1,2-Dichloro-1,1,2,2-tetra	85		3.293				ND	
5 Chloromethane	50		3.426				ND	
6 Butane	43		3.629				ND	
7 Vinyl chloride	62		3.666				ND	
8 Butadiene	54		3.741				ND	
10 Bromomethane	94		4.414				ND	
11 Chloroethane	64		4.654				ND	
13 Vinyl bromide	106		5.043				ND	
14 Trichlorofluoromethane	101		5.155				ND	
17 Ethanol	45		5.732				ND	
20 1,1,2-Trichloro-1,2,2-trif	101		6.249				ND	
21 1,1-Dichloroethene	96		6.276				ND	
22 Acetone	43		6.500				ND	Ua
23 Carbon disulfide	76		6.655				ND	
24 Isopropyl alcohol	45		6.826				ND	
25 3-Chloro-1-propene	41		7.071				ND	
27 Methylene Chloride	49		7.365				ND	
28 2-Methyl-2-propanol	59		7.600				ND	
29 Methyl tert-butyl ether	73		7.781				ND	
31 trans-1,2-Dichloroethene	61		7.818				ND	
33 Hexane	57		8.219				ND	
34 1,1-Dichloroethane	63		8.688				ND	
35 Vinyl acetate	43		8.774				ND	
37 cis-1,2-Dichloroethene	96		9.809				ND	
38 2-Butanone (MEK)	72		9.846				ND	
39 Ethyl acetate	88		9.911				ND	
S 30 1,2-Dichloroethene, Total	61		10.200				ND	
41 Tetrahydrofuran	42		10.273				ND	
* 40 Chlorobromomethane	128	10.273	10.273	0.000	90	213679	10.0	

Compound	Sig	RT (min.)	Adj RT (min.)	Dlt RT (min.)	Q	Response	OnCol Amt ppb v/v	Flags
42 Chloroform	83		10.418				ND	
43 Cyclohexane	84		10.658				ND	
44 1,1,1-Trichloroethane	97		10.679				ND	
45 Carbon tetrachloride	117		10.941				ND	
46 Isooctane	57		11.394				ND	
47 Benzene	78		11.400				ND	
48 1,2-Dichloroethane	62		11.581				ND	
49 n-Heptane	43		11.800				ND	
* 50 1,4-Difluorobenzene	114	12.259	12.259	0.000	98	1111415	10.0	
53 Trichloroethene	95		12.734				ND	
54 1,2-Dichloropropane	63		13.273				ND	
55 Methyl methacrylate	69		13.465				ND	
56 1,4-Dioxane	88		13.508				ND	
57 Dibromomethane	174		13.534				ND	
58 Dichlorobromomethane	83		13.849				ND	
60 cis-1,3-Dichloropropene	75		14.799				ND	
61 4-Methyl-2-pentanone (MIBK)	43		15.082				ND	
65 Toluene	92		15.397				ND	
66 trans-1,3-Dichloropropene	75		16.000				ND	
67 1,1,2-Trichloroethane	83		16.368				ND	
68 Tetrachloroethene	166		16.491				ND	
69 2-Hexanone	43		16.816				ND	
71 Chlorodibromomethane	129		17.137				ND	
72 Ethylene Dibromide	107		17.393				ND	
* 74 Chlorobenzene-d5	117	18.300	18.300	0.000	97	1125864	10.0	
75 Chlorobenzene	112		18.359				ND	
76 Ethylbenzene	91		18.519				ND	U
78 m-Xylene & p-Xylene	106		18.764				ND	
79 o-Xylene	106		19.602				ND	
80 Styrene	104		19.656				ND	
81 Bromoform	173		20.088				ND	
S 73 Xylenes, Total	106		20.100				ND	
82 Isopropylbenzene	105		20.312				ND	
84 1,1,2,2-Tetrachloroethane	83		20.979				ND	
85 N-Propylbenzene	91		21.049				ND	
88 4-Ethyltoluene	105		21.246				ND	
89 2-Chlorotoluene	91		21.246				ND	
90 1,3,5-Trimethylbenzene	105		21.353				ND	
92 tert-Butylbenzene	119		21.849				ND	
93 1,2,4-Trimethylbenzene	105		21.945				ND	
94 sec-Butylbenzene	105		22.180				ND	
95 4-Isopropyltoluene	119		22.383				ND	
96 1,3-Dichlorobenzene	146		22.410				ND	
97 1,4-Dichlorobenzene	146		22.548				ND	
98 Benzyl chloride	91		22.740				ND	
100 n-Butylbenzene	91		22.949				ND	
101 1,2-Dichlorobenzene	146		23.071				ND	
103 1,2,4-Trichlorobenzene	180		25.489				ND	
104 Hexachlorobutadiene	225		25.681				ND	
105 Naphthalene	128		25.943				ND	

### QC Flag Legend

#### Review Flags

M - Manually Integrated

U - Marked Undetected

a - User Assigned ID

### Reagents:

ATTO15CISs\_00010

Amount Added: 20.00

Units: mL

Run Reagent

- 1
- 2
- 3
- 4
- 5
- 6
- 7
- 8
- 9
- 10
- 11
- 12
- 13
- 14
- 15



TestAmerica Burlington

Data File: \\ChromNA\Burlington\ChromData\CHC.i\20180313-29551.b\29551\_16.D

Injection Date: 13-Mar-2018 22:52:30

Instrument ID: CHC.i

Operator ID: pad

Lims ID: 200-42577-A-4

Lab Sample ID: 200-42577-4

Worklist Smp#: 16

Client ID: 6479

Purge Vol: 200.000 mL

Dil. Factor: 1.0000

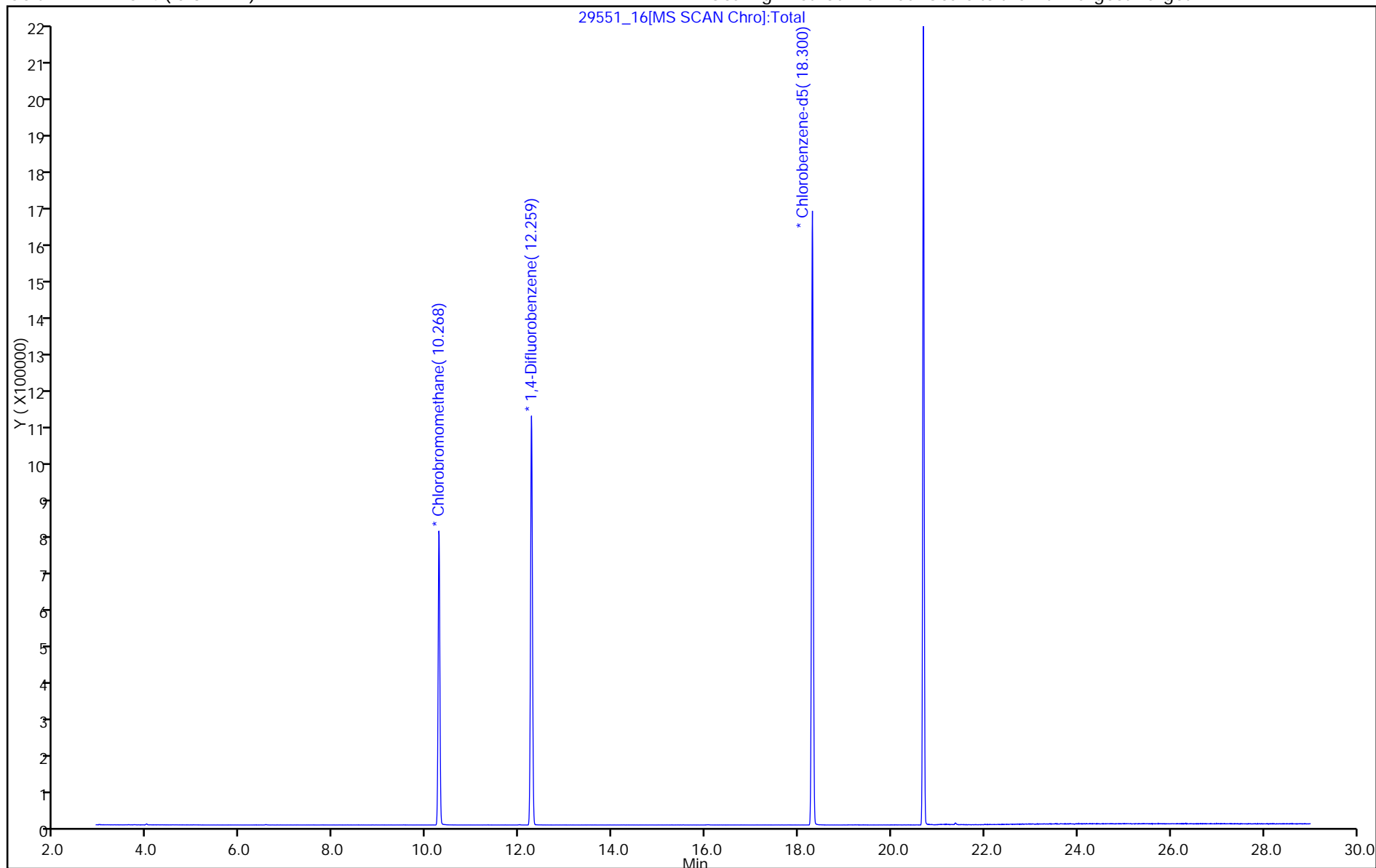
ALS Bottle#: 16

Method: TO15\_MasterMethod\_(v1)\_CHC.i

Limit Group: AI\_TO15\_ICAL

Column: RTX-624 (0.32 mm)

Y Scaling: Method Defined: Scale to the Nth Largest Target: 1

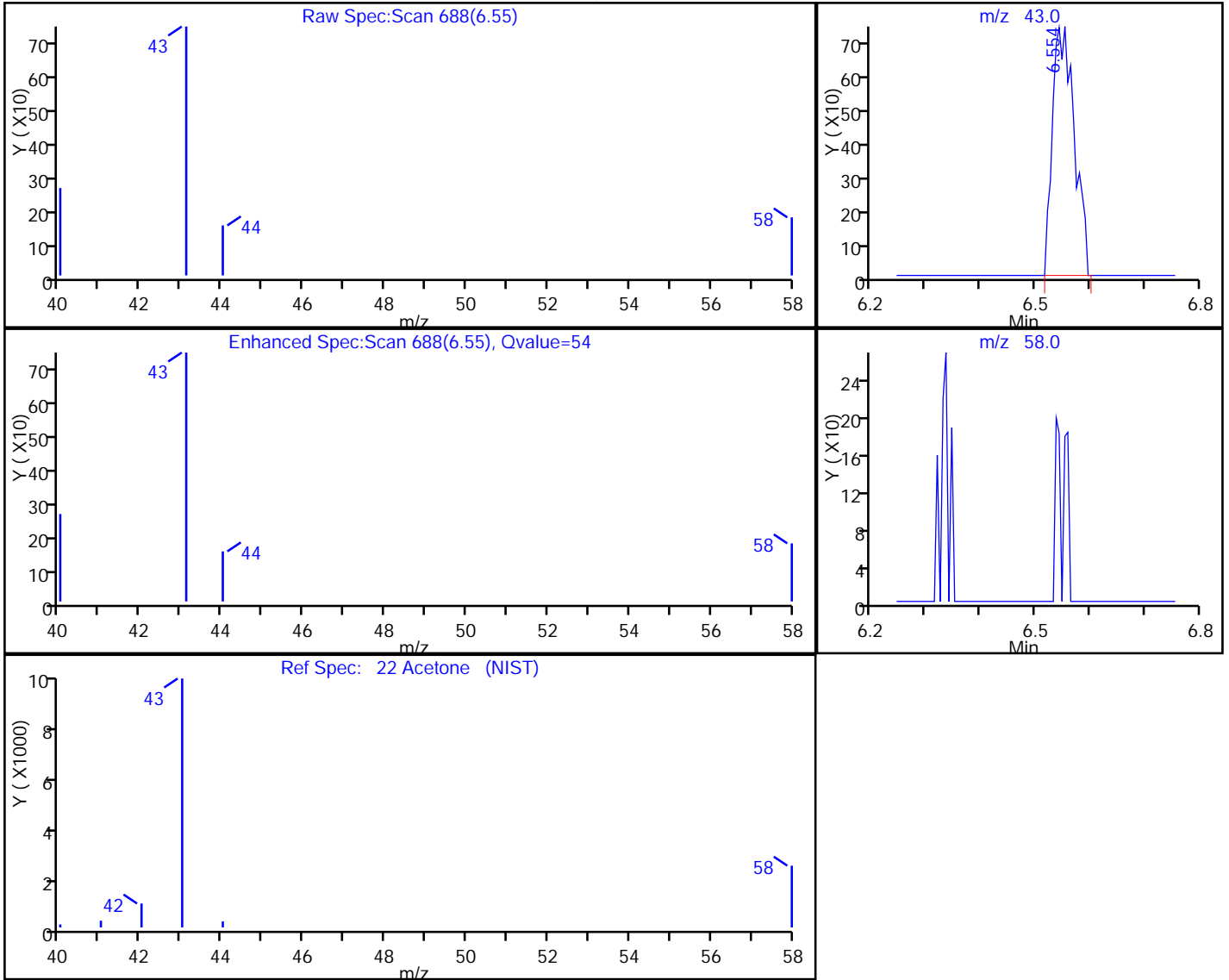


TestAmerica Burlington

Data File: \\ChromNA\Burlington\ChromData\CHC.i\20180313-29551.b\29551\_16.D  
Injection Date: 13-Mar-2018 22:52:30 Instrument ID: CHC.i  
Lims ID: 200-42577-A-4 Lab Sample ID: 200-42577-4  
Client ID: 6479  
Operator ID: pad ALS Bottle#: 16 Worklist Smp#: 16  
Purge Vol: 200.000 mL Dil. Factor: 1.0000  
Method: TO15\_MasterMethod\_(v1)\_CHC.i Limit Group: AI\_TO15\_ICAL  
Column: RTX-624 (0.32 mm) Detector: MS SCAN

22 Acetone, CAS: 67-64-1

Processing Results



RT	Mass	Response	Amount
6.55	43.00	2078	0.064601
6.56	58.00	0	

Reviewer: bunmaa, 14-Mar-2018 16:44:24  
Audit Action: Marked Compound Undetected

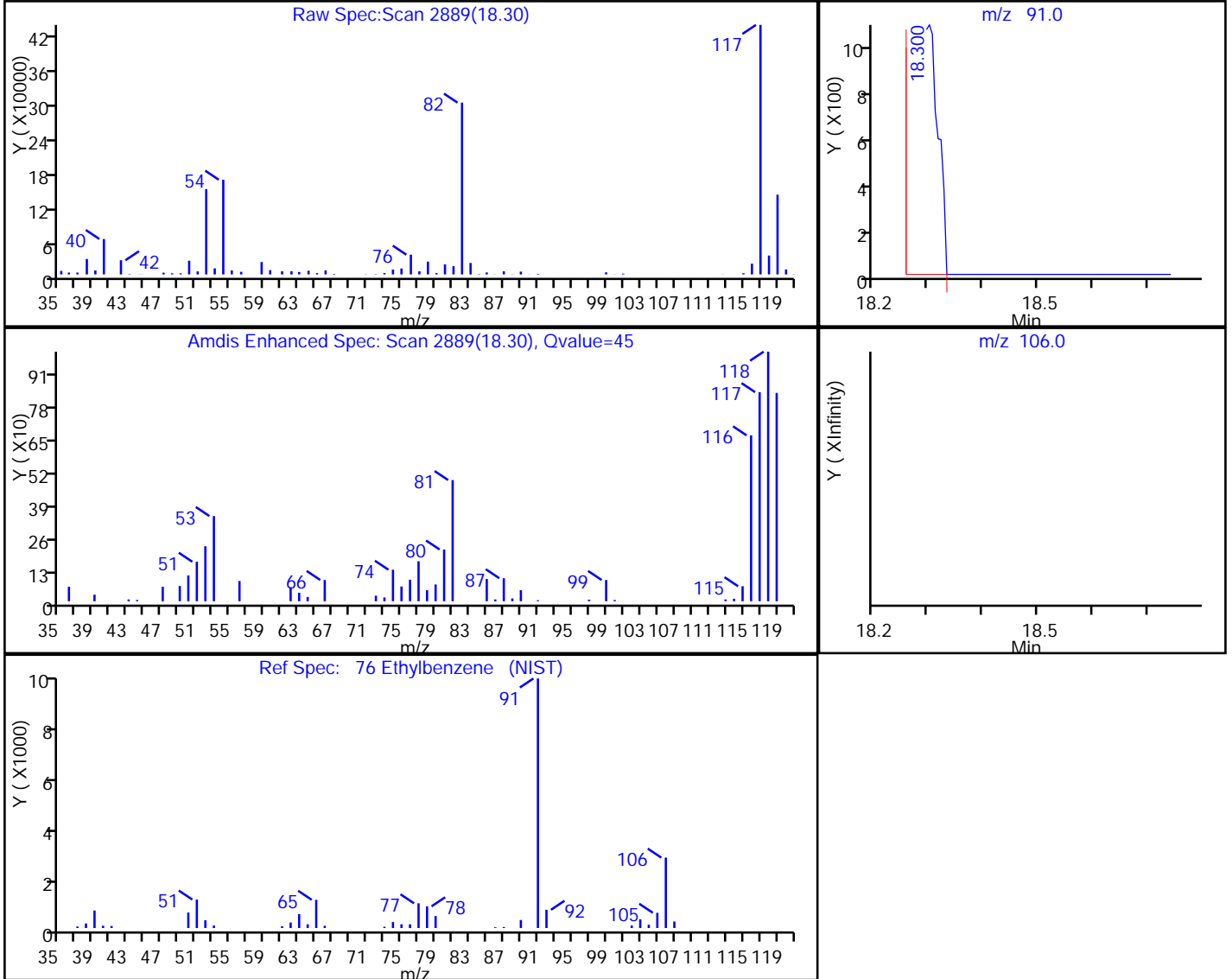
Audit Reason: Invalid Compound ID

TestAmerica Burlington

Data File: \\ChromNA\Burlington\ChromData\CHC.i\20180313-29551.b\29551\_16.D  
 Injection Date: 13-Mar-2018 22:52:30 Instrument ID: CHC.i  
 Lims ID: 200-42577-A-4 Lab Sample ID: 200-42577-4  
 Client ID: 6479  
 Operator ID: pad ALS Bottle#: 16 Worklist Smp#: 16  
 Purge Vol: 200.000 mL Dil. Factor: 1.0000  
 Method: TO15\_MasterMethod\_(v1)\_CHC.i Limit Group: AI\_TO15\_ICAL  
 Column: RTX-624 (0.32 mm) Detector: MS SCAN

76 Ethylbenzene, CAS: 100-41-4

Processing Results



RT	Mass	Response	Amount
18.30	91.00	2528	0.029130
18.52	106.00	0	

Reviewer: bunmaa, 14-Mar-2018 16:44:24

Audit Action: Marked Compound Undetected

Audit Reason: Invalid Compound ID



FORM I  
AIR - GC/MS VOA ORGANICS ANALYSIS DATA SHEET

Lab Name: TestAmerica Burlington Job No.: 200-42577-1  
 SDG No.: \_\_\_\_\_  
 Client Sample ID: 6451 Lab Sample ID: 200-42577-5  
 Matrix: Air Lab File ID: 29551\_17.D  
 Analysis Method: TO-15 Date Collected: 03/12/2018 00:00  
 Sample wt/vol: 200 (mL) Date Analyzed: 03/13/2018 23:46  
 Soil Aliquot Vol: \_\_\_\_\_ Dilution Factor: 1  
 Soil Extract Vol.: \_\_\_\_\_ GC Column: RTX-624 ID: 0.32 (mm)  
 % Moisture: \_\_\_\_\_ Level: (low/med) Low  
 Analysis Batch No.: 127298 Units: ppb v/v

CAS NO.	COMPOUND NAME	RESULT	Q	RL	RL
115-07-1	Propylene	5.0	U	5.0	5.0
75-71-8	Dichlorodifluoromethane	0.50	U	0.50	0.50
75-45-6	Freon 22	0.50	U	0.50	0.50
76-14-2	1,2-Dichlorotetrafluoroethane	0.20	U	0.20	0.20
74-87-3	Chloromethane	0.50	U	0.50	0.50
106-97-8	n-Butane	0.50	U	0.50	0.50
75-01-4	Vinyl chloride	0.20	U	0.20	0.20
106-99-0	1,3-Butadiene	0.20	U	0.20	0.20
74-83-9	Bromomethane	0.20	U	0.20	0.20
75-00-3	Chloroethane	0.50	U	0.50	0.50
593-60-2	Bromoethene (Vinyl Bromide)	0.20	U	0.20	0.20
75-69-4	Trichlorofluoromethane	0.20	U	0.20	0.20
64-17-5	Ethanol	5.0	U	5.0	5.0
76-13-1	Freon TF	0.20	U	0.20	0.20
75-35-4	1,1-Dichloroethene	0.20	U	0.20	0.20
67-64-1	Acetone	5.0	U *	5.0	5.0
67-63-0	Isopropyl alcohol	5.0	U	5.0	5.0
75-15-0	Carbon disulfide	0.50	U	0.50	0.50
107-05-1	3-Chloropropene	0.50	U	0.50	0.50
75-09-2	Methylene Chloride	0.50	U	0.50	0.50
75-65-0	tert-Butyl alcohol	5.0	U	5.0	5.0
1634-04-4	Methyl tert-butyl ether	0.20	U	0.20	0.20
156-60-5	trans-1,2-Dichloroethene	0.20	U	0.20	0.20
110-54-3	n-Hexane	0.20	U	0.20	0.20
75-34-3	1,1-Dichloroethane	0.20	U	0.20	0.20
108-05-4	Vinyl acetate	5.0	U	5.0	5.0
141-78-6	Ethyl acetate	5.0	U	5.0	5.0
78-93-3	Methyl Ethyl Ketone	0.50	U	0.50	0.50
156-59-2	cis-1,2-Dichloroethene	0.20	U	0.20	0.20
540-59-0	1,2-Dichloroethene, Total	0.40	U	0.40	0.40
67-66-3	Chloroform	0.20	U	0.20	0.20
109-99-9	Tetrahydrofuran	5.0	U	5.0	5.0
71-55-6	1,1,1-Trichloroethane	0.20	U	0.20	0.20
110-82-7	Cyclohexane	0.20	U	0.20	0.20
56-23-5	Carbon tetrachloride	0.20	U	0.20	0.20
540-84-1	2,2,4-Trimethylpentane	0.20	U	0.20	0.20

FORM I  
AIR - GC/MS VOA ORGANICS ANALYSIS DATA SHEET

Lab Name: TestAmerica Burlington Job No.: 200-42577-1  
 SDG No.: \_\_\_\_\_  
 Client Sample ID: 6451 Lab Sample ID: 200-42577-5  
 Matrix: Air Lab File ID: 29551\_17.D  
 Analysis Method: TO-15 Date Collected: 03/12/2018 00:00  
 Sample wt/vol: 200 (mL) Date Analyzed: 03/13/2018 23:46  
 Soil Aliquot Vol: \_\_\_\_\_ Dilution Factor: 1  
 Soil Extract Vol.: \_\_\_\_\_ GC Column: RTX-624 ID: 0.32 (mm)  
 % Moisture: \_\_\_\_\_ Level: (low/med) Low  
 Analysis Batch No.: 127298 Units: ppb v/v

CAS NO.	COMPOUND NAME	RESULT	Q	RL	RL
71-43-2	Benzene	0.20	U	0.20	0.20
107-06-2	1,2-Dichloroethane	0.20	U	0.20	0.20
142-82-5	n-Heptane	0.20	U	0.20	0.20
79-01-6	Trichloroethene	0.20	U	0.20	0.20
80-62-6	Methyl methacrylate	0.50	U	0.50	0.50
78-87-5	1,2-Dichloropropane	0.20	U	0.20	0.20
123-91-1	1,4-Dioxane	5.0	U	5.0	5.0
75-27-4	Bromodichloromethane	0.20	U	0.20	0.20
10061-01-5	cis-1,3-Dichloropropene	0.20	U	0.20	0.20
108-10-1	methyl isobutyl ketone	0.50	U	0.50	0.50
108-88-3	Toluene	0.20	U	0.20	0.20
10061-02-6	trans-1,3-Dichloropropene	0.20	U	0.20	0.20
79-00-5	1,1,2-Trichloroethane	0.20	U	0.20	0.20
127-18-4	Tetrachloroethene	0.20	U	0.20	0.20
591-78-6	Methyl Butyl Ketone (2-Hexanone)	0.50	U *	0.50	0.50
124-48-1	Dibromochloromethane	0.20	U	0.20	0.20
106-93-4	1,2-Dibromoethane	0.20	U	0.20	0.20
108-90-7	Chlorobenzene	0.20	U	0.20	0.20
100-41-4	Ethylbenzene	0.20	U	0.20	0.20
179601-23-1	m,p-Xylene	0.50	U	0.50	0.50
95-47-6	Xylene, o-	0.20	U	0.20	0.20
1330-20-7	Xylene (total)	0.70	U	0.70	0.70
100-42-5	Styrene	0.20	U	0.20	0.20
75-25-2	Bromoform	0.20	U	0.20	0.20
98-82-8	Cumene	0.20	U	0.20	0.20
79-34-5	1,1,2,2-Tetrachloroethane	0.20	U	0.20	0.20
103-65-1	n-Propylbenzene	0.20	U	0.20	0.20
622-96-8	4-Ethyltoluene	0.20	U	0.20	0.20
108-67-8	1,3,5-Trimethylbenzene	0.20	U	0.20	0.20
95-49-8	2-Chlorotoluene	0.20	U	0.20	0.20
98-06-6	tert-Butylbenzene	0.20	U	0.20	0.20
95-63-6	1,2,4-Trimethylbenzene	0.20	U	0.20	0.20
135-98-8	sec-Butylbenzene	0.20	U	0.20	0.20
99-87-6	4-Isopropyltoluene	0.20	U	0.20	0.20
541-73-1	1,3-Dichlorobenzene	0.20	U	0.20	0.20
106-46-7	1,4-Dichlorobenzene	0.20	U	0.20	0.20

FORM I  
AIR - GC/MS VOA ORGANICS ANALYSIS DATA SHEET

Lab Name: TestAmerica Burlington Job No.: 200-42577-1  
 SDG No.: \_\_\_\_\_  
 Client Sample ID: 6451 Lab Sample ID: 200-42577-5  
 Matrix: Air Lab File ID: 29551\_17.D  
 Analysis Method: TO-15 Date Collected: 03/12/2018 00:00  
 Sample wt/vol: 200 (mL) Date Analyzed: 03/13/2018 23:46  
 Soil Aliquot Vol: \_\_\_\_\_ Dilution Factor: 1  
 Soil Extract Vol.: \_\_\_\_\_ GC Column: RTX-624 ID: 0.32 (mm)  
 % Moisture: \_\_\_\_\_ Level: (low/med) Low  
 Analysis Batch No.: 127298 Units: ppb v/v

CAS NO.	COMPOUND NAME	RESULT	Q	RL	RL
100-44-7	Benzyl chloride	0.20	U	0.20	0.20
104-51-8	n-Butylbenzene	0.20	U	0.20	0.20
95-50-1	1,2-Dichlorobenzene	0.20	U	0.20	0.20
120-82-1	1,2,4-Trichlorobenzene	0.50	U	0.50	0.50
87-68-3	Hexachlorobutadiene	0.20	U	0.20	0.20
91-20-3	Naphthalene	0.50	U	0.50	0.50

TestAmerica Burlington  
Target Compound Quantitation Report

Data File: \\ChromNA\Burlington\ChromData\CHC.i\20180313-29551.b\29551\_17.D  
 Lims ID: 200-42577-A-5  
 Client ID: 6451  
 Sample Type: Client  
 Inject. Date: 13-Mar-2018 23:46:30 ALS Bottle#: 17 Worklist Smp#: 17  
 Purge Vol: 200.000 mL Dil. Factor: 1.0000  
 Sample Info: 200-0029551-017  
 Operator ID: pad Instrument ID: CHC.i  
 Method: \\ChromNA\Burlington\ChromData\CHC.i\20180313-29551.b\TO15\_MasterMethod\_(v1)\_CHC.i.m  
 Limit Group: AI\_TO15\_ICAL  
 Last Update: 14-Mar-2018 16:46:18 Calib Date: 26-Jan-2018 01:35:30  
 Integrator: RTE ID Type: Deconvolution ID  
 Quant Method: Internal Standard Quant By: Initial Calibration  
 Last ICal File: \\ChromNA\Burlington\ChromData\CHC.i\20180125-28916.b\28916\_12.D  
 Column 1 : RTX-624 ( 0.32 mm) Det: MS SCAN  
 Process Host: XAWRK007

First Level Reviewer: bunmaa

Date: 14-Mar-2018 16:46:18

Compound	Sig	RT (min.)	Adj RT (min.)	Dlt RT (min.)	Q	Response	OnCol Amt ppb v/v	Flags
1 Propene	41		2.967				ND	
2 Dichlorodifluoromethane	85		3.031				ND	
3 Chlorodifluoromethane	51		3.085				ND	
4 1,2-Dichloro-1,1,2,2-tetra	85		3.293				ND	
5 Chloromethane	50		3.426				ND	
6 Butane	43		3.629				ND	
7 Vinyl chloride	62		3.666				ND	
8 Butadiene	54		3.741				ND	
10 Bromomethane	94		4.414				ND	
11 Chloroethane	64		4.654				ND	
13 Vinyl bromide	106		5.043				ND	
14 Trichlorofluoromethane	101		5.155				ND	
17 Ethanol	45		5.732				ND	
20 1,1,2-Trichloro-1,2,2-trif	101		6.249				ND	
21 1,1-Dichloroethene	96		6.276				ND	
22 Acetone	43		6.500				ND	Ua
23 Carbon disulfide	76		6.655				ND	
24 Isopropyl alcohol	45		6.826				ND	
25 3-Chloro-1-propene	41		7.071				ND	
27 Methylene Chloride	49		7.365				ND	
28 2-Methyl-2-propanol	59		7.600				ND	
29 Methyl tert-butyl ether	73		7.781				ND	
31 trans-1,2-Dichloroethene	61		7.818				ND	
33 Hexane	57		8.219				ND	
34 1,1-Dichloroethane	63		8.688				ND	
35 Vinyl acetate	43		8.774				ND	
37 cis-1,2-Dichloroethene	96		9.809				ND	
38 2-Butanone (MEK)	72		9.846				ND	
39 Ethyl acetate	88		9.911				ND	
S 30 1,2-Dichloroethene, Total	61		10.200				ND	
41 Tetrahydrofuran	42		10.273				ND	
* 40 Chlorobromomethane	128	10.268	10.273	-0.005	90	214764	10.0	

Compound	Sig	RT (min.)	Adj RT (min.)	Dlt RT (min.)	Q	Response	OnCol Amt ppb v/v	Flags
42 Chloroform	83		10.418				ND	
43 Cyclohexane	84		10.658				ND	
44 1,1,1-Trichloroethane	97		10.679				ND	
45 Carbon tetrachloride	117		10.941				ND	
46 Isooctane	57		11.394				ND	
47 Benzene	78		11.400				ND	
48 1,2-Dichloroethane	62		11.581				ND	
49 n-Heptane	43		11.800				ND	
* 50 1,4-Difluorobenzene	114	12.259	12.259	0.000	99	1123380	10.0	
53 Trichloroethene	95		12.734				ND	
54 1,2-Dichloropropane	63		13.273				ND	
55 Methyl methacrylate	69		13.465				ND	
56 1,4-Dioxane	88		13.508				ND	
57 Dibromomethane	174		13.534				ND	
58 Dichlorobromomethane	83		13.849				ND	
60 cis-1,3-Dichloropropene	75		14.799				ND	
61 4-Methyl-2-pentanone (MIBK)	43		15.082				ND	
65 Toluene	92		15.397				ND	
66 trans-1,3-Dichloropropene	75		16.000				ND	
67 1,1,2-Trichloroethane	83		16.368				ND	
68 Tetrachloroethene	166		16.491				ND	
69 2-Hexanone	43		16.816				ND	
71 Chlorodibromomethane	129		17.137				ND	
72 Ethylene Dibromide	107		17.393				ND	
* 74 Chlorobenzene-d5	117	18.300	18.300	0.000	97	1135803	10.0	
75 Chlorobenzene	112		18.359				ND	
76 Ethylbenzene	91		18.519				ND	U
78 m-Xylene & p-Xylene	106		18.764				ND	
79 o-Xylene	106		19.602				ND	
80 Styrene	104		19.656				ND	
81 Bromoform	173		20.088				ND	
S 73 Xylenes, Total	106		20.100				ND	
82 Isopropylbenzene	105		20.312				ND	
84 1,1,2,2-Tetrachloroethane	83		20.979				ND	
85 N-Propylbenzene	91		21.049				ND	
88 4-Ethyltoluene	105		21.246				ND	
89 2-Chlorotoluene	91		21.246				ND	
90 1,3,5-Trimethylbenzene	105		21.353				ND	
92 tert-Butylbenzene	119		21.849				ND	
93 1,2,4-Trimethylbenzene	105		21.945				ND	
94 sec-Butylbenzene	105		22.180				ND	
95 4-Isopropyltoluene	119		22.383				ND	
96 1,3-Dichlorobenzene	146		22.410				ND	
97 1,4-Dichlorobenzene	146		22.548				ND	
98 Benzyl chloride	91		22.740				ND	
100 n-Butylbenzene	91		22.949				ND	
101 1,2-Dichlorobenzene	146		23.071				ND	
103 1,2,4-Trichlorobenzene	180		25.489				ND	
104 Hexachlorobutadiene	225		25.681				ND	
105 Naphthalene	128		25.943				ND	



**QC Flag Legend**

Review Flags

U - Marked Undetected

a - User Assigned ID

**Reagents:**

ATTO15CISs\_00010

Amount Added: 20.00

Units: mL

Run Reagent

- 1
- 2
- 3
- 4
- 5
- 6
- 7
- 8
- 9
- 10
- 11
- 12
- 13
- 14
- 15

TestAmerica Burlington

Data File: \\ChromNA\Burlington\ChromData\CHC.i\20180313-29551.b\29551\_17.D

Injection Date: 13-Mar-2018 23:46:30

Instrument ID: CHC.i

Operator ID: pad

Lims ID: 200-42577-A-5

Lab Sample ID: 200-42577-5

Worklist Smp#: 17

Client ID: 6451

Purge Vol: 200.000 mL

Dil. Factor: 1.0000

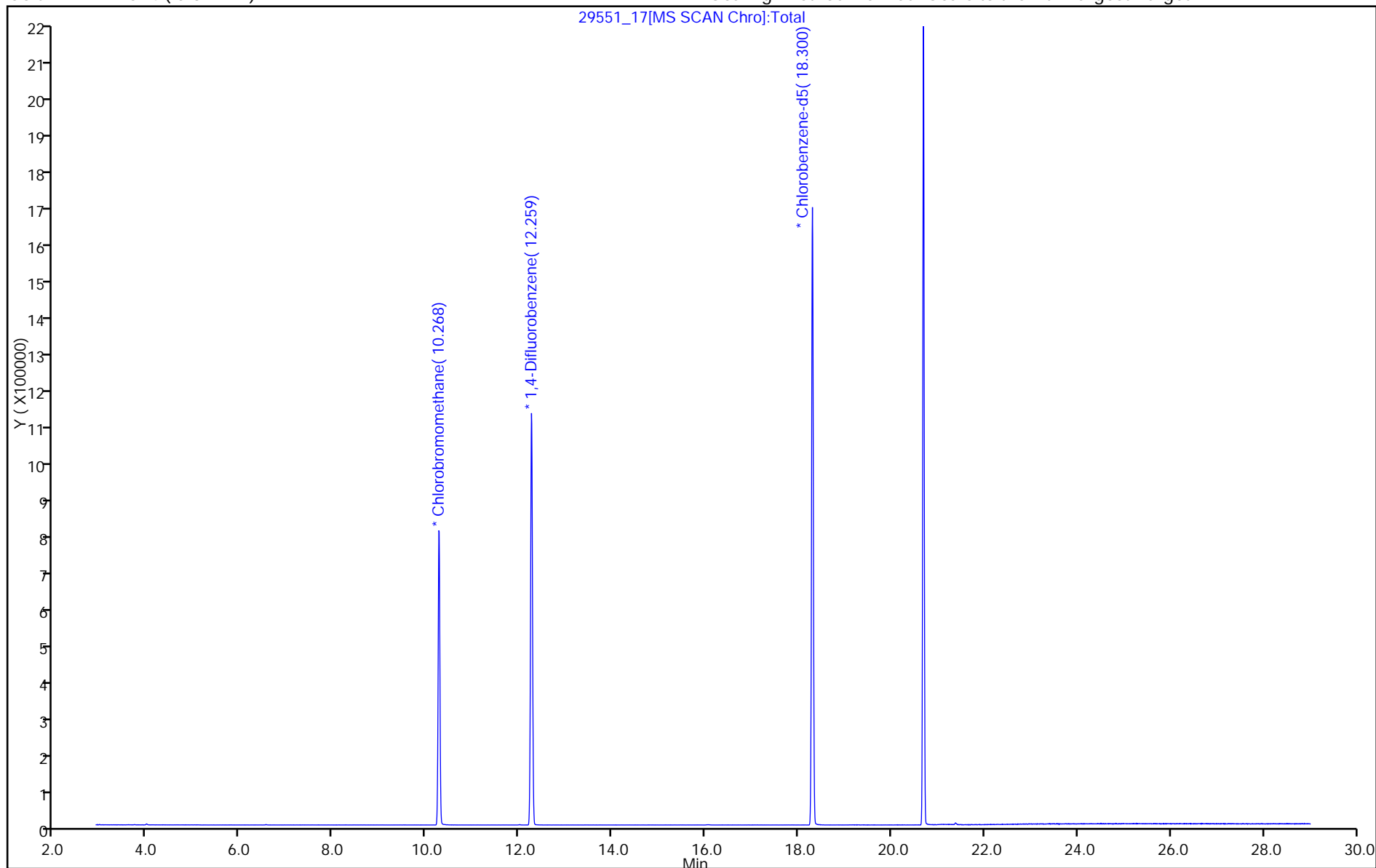
ALS Bottle#: 17

Method: TO15\_MasterMethod\_(v1)\_CHC.i

Limit Group: AI\_TO15\_ICAL

Column: RTX-624 ( 0.32 mm)

Y Scaling: Method Defined: Scale to the Nth Largest Target: 1

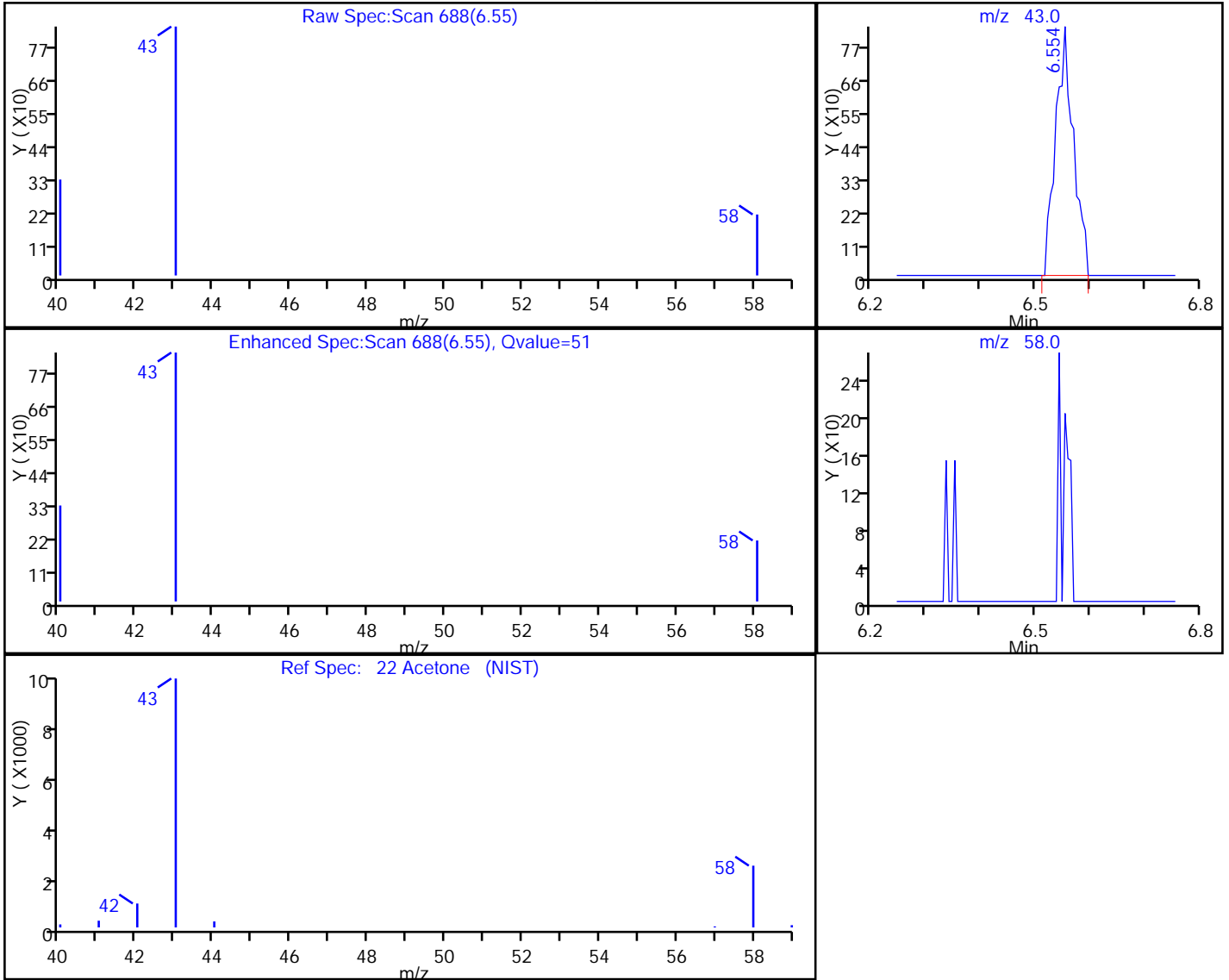


TestAmerica Burlington

Data File: \\ChromNA\Burlington\ChromData\CHC.i\20180313-29551.b\29551\_17.D  
 Injection Date: 13-Mar-2018 23:46:30 Instrument ID: CHC.i  
 Lims ID: 200-42577-A-5 Lab Sample ID: 200-42577-5  
 Client ID: 6451  
 Operator ID: pad ALS Bottle#: 17 Worklist Smp#: 17  
 Purge Vol: 200.000 mL Dil. Factor: 1.0000  
 Method: TO15\_MasterMethod\_(v1)\_CHC.i Limit Group: AI\_TO15\_ICAL  
 Column: RTX-624 (0.32 mm) Detector: MS SCAN

22 Acetone, CAS: 67-64-1

Processing Results



RT	Mass	Response	Amount
6.55	43.00	1887	0.058367
6.55	58.00	0	

Reviewer: bunmaa, 14-Mar-2018 16:46:18  
 Audit Action: Marked Compound Undetected

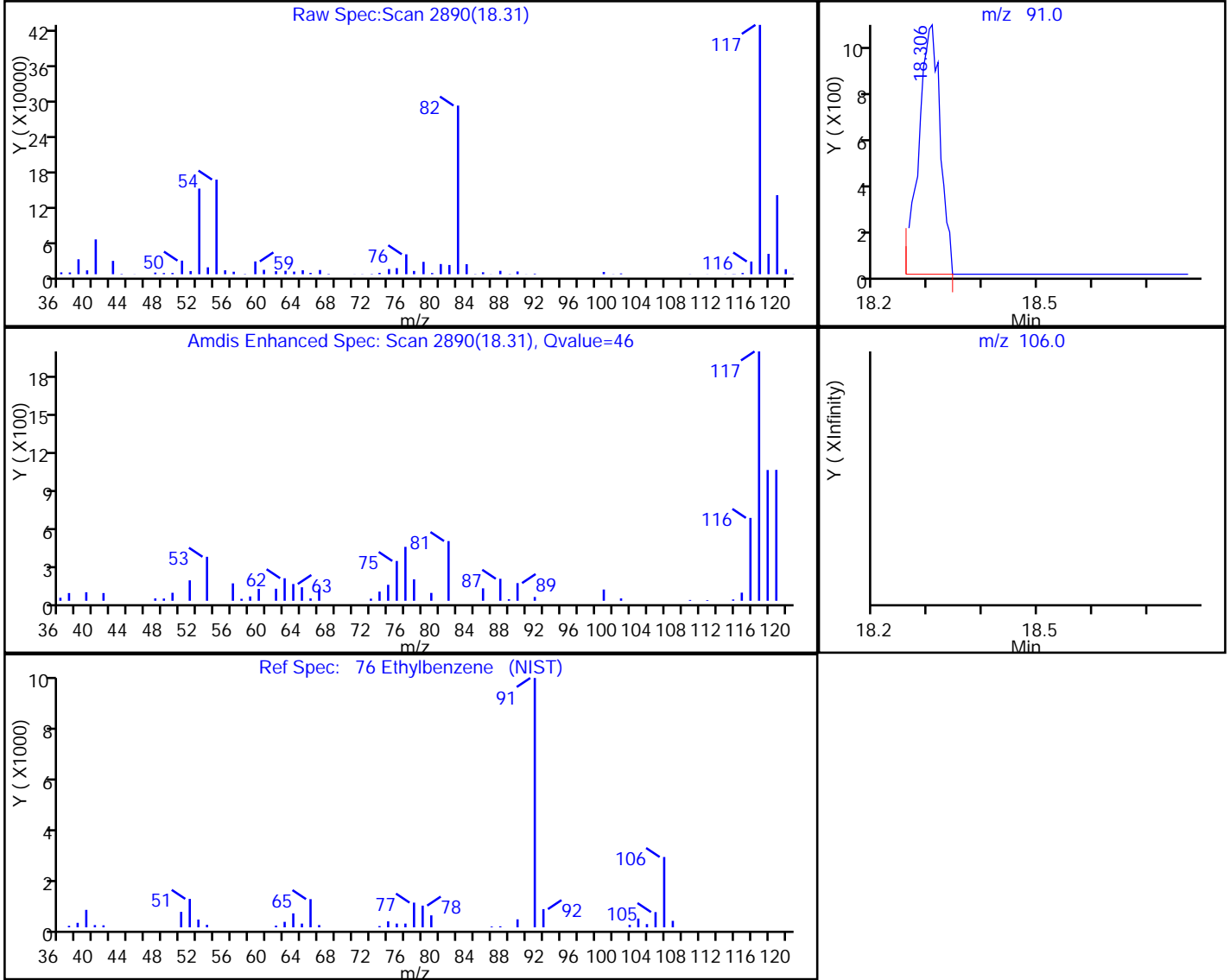
Audit Reason: Invalid Compound ID

TestAmerica Burlington

Data File: \\ChromNA\Burlington\ChromData\CHC.i\20180313-29551.b\29551\_17.D  
 Injection Date: 13-Mar-2018 23:46:30 Instrument ID: CHC.i  
 Lims ID: 200-42577-A-5 Lab Sample ID: 200-42577-5  
 Client ID: 6451  
 Operator ID: pad ALS Bottle#: 17 Worklist Smp#: 17  
 Purge Vol: 200.000 mL Dil. Factor: 1.0000  
 Method: TO15\_MasterMethod\_(v1)\_CHC.i Limit Group: AI\_TO15\_ICAL  
 Column: RTX-624 (0.32 mm) Detector: MS SCAN

76 Ethylbenzene, CAS: 100-41-4

Processing Results



RT	Mass	Response	Amount
18.31	91.00	2695	0.030783
18.52	106.00	0	

Reviewer: bunmaa, 14-Mar-2018 16:46:18

Audit Action: Marked Compound Undetected

Audit Reason: Invalid Compound ID

FORM I  
AIR - GC/MS VOA ORGANICS ANALYSIS DATA SHEET

Lab Name: TestAmerica Burlington Job No.: 200-42577-1  
 SDG No.: \_\_\_\_\_  
 Client Sample ID: 6455 Lab Sample ID: 200-42577-6  
 Matrix: Air Lab File ID: 29551\_18.D  
 Analysis Method: TO-15 Date Collected: 03/12/2018 00:00  
 Sample wt/vol: 200 (mL) Date Analyzed: 03/14/2018 00:39  
 Soil Aliquot Vol: \_\_\_\_\_ Dilution Factor: 1  
 Soil Extract Vol.: \_\_\_\_\_ GC Column: RTX-624 ID: 0.32 (mm)  
 % Moisture: \_\_\_\_\_ Level: (low/med) Low  
 Analysis Batch No.: 127298 Units: ppb v/v

CAS NO.	COMPOUND NAME	RESULT	Q	RL	RL
115-07-1	Propylene	5.0	U	5.0	5.0
75-71-8	Dichlorodifluoromethane	0.50	U	0.50	0.50
75-45-6	Freon 22	0.50	U	0.50	0.50
76-14-2	1,2-Dichlorotetrafluoroethane	0.20	U	0.20	0.20
74-87-3	Chloromethane	0.50	U	0.50	0.50
106-97-8	n-Butane	0.50	U	0.50	0.50
75-01-4	Vinyl chloride	0.20	U	0.20	0.20
106-99-0	1,3-Butadiene	0.20	U	0.20	0.20
74-83-9	Bromomethane	0.20	U	0.20	0.20
75-00-3	Chloroethane	0.50	U	0.50	0.50
593-60-2	Bromoethene (Vinyl Bromide)	0.20	U	0.20	0.20
75-69-4	Trichlorofluoromethane	0.20	U	0.20	0.20
64-17-5	Ethanol	5.0	U	5.0	5.0
76-13-1	Freon TF	0.20	U	0.20	0.20
75-35-4	1,1-Dichloroethene	0.20	U	0.20	0.20
67-64-1	Acetone	5.0	U *	5.0	5.0
67-63-0	Isopropyl alcohol	5.0	U	5.0	5.0
75-15-0	Carbon disulfide	0.50	U	0.50	0.50
107-05-1	3-Chloropropene	0.50	U	0.50	0.50
75-09-2	Methylene Chloride	0.50	U	0.50	0.50
75-65-0	tert-Butyl alcohol	5.0	U	5.0	5.0
1634-04-4	Methyl tert-butyl ether	0.20	U	0.20	0.20
156-60-5	trans-1,2-Dichloroethene	0.20	U	0.20	0.20
110-54-3	n-Hexane	0.20	U	0.20	0.20
75-34-3	1,1-Dichloroethane	0.20	U	0.20	0.20
108-05-4	Vinyl acetate	5.0	U	5.0	5.0
141-78-6	Ethyl acetate	5.0	U	5.0	5.0
78-93-3	Methyl Ethyl Ketone	0.50	U	0.50	0.50
156-59-2	cis-1,2-Dichloroethene	0.20	U	0.20	0.20
540-59-0	1,2-Dichloroethene, Total	0.40	U	0.40	0.40
67-66-3	Chloroform	0.20	U	0.20	0.20
109-99-9	Tetrahydrofuran	5.0	U	5.0	5.0
71-55-6	1,1,1-Trichloroethane	0.20	U	0.20	0.20
110-82-7	Cyclohexane	0.20	U	0.20	0.20
56-23-5	Carbon tetrachloride	0.20	U	0.20	0.20
540-84-1	2,2,4-Trimethylpentane	0.20	U	0.20	0.20

FORM I  
AIR - GC/MS VOA ORGANICS ANALYSIS DATA SHEET

Lab Name: TestAmerica Burlington Job No.: 200-42577-1  
 SDG No.: \_\_\_\_\_  
 Client Sample ID: 6455 Lab Sample ID: 200-42577-6  
 Matrix: Air Lab File ID: 29551\_18.D  
 Analysis Method: TO-15 Date Collected: 03/12/2018 00:00  
 Sample wt/vol: 200 (mL) Date Analyzed: 03/14/2018 00:39  
 Soil Aliquot Vol: \_\_\_\_\_ Dilution Factor: 1  
 Soil Extract Vol.: \_\_\_\_\_ GC Column: RTX-624 ID: 0.32 (mm)  
 % Moisture: \_\_\_\_\_ Level: (low/med) Low  
 Analysis Batch No.: 127298 Units: ppb v/v

CAS NO.	COMPOUND NAME	RESULT	Q	RL	RL
71-43-2	Benzene	0.20	U	0.20	0.20
107-06-2	1,2-Dichloroethane	0.20	U	0.20	0.20
142-82-5	n-Heptane	0.20	U	0.20	0.20
79-01-6	Trichloroethene	0.20	U	0.20	0.20
80-62-6	Methyl methacrylate	0.50	U	0.50	0.50
78-87-5	1,2-Dichloropropane	0.20	U	0.20	0.20
123-91-1	1,4-Dioxane	5.0	U	5.0	5.0
75-27-4	Bromodichloromethane	0.20	U	0.20	0.20
10061-01-5	cis-1,3-Dichloropropene	0.20	U	0.20	0.20
108-10-1	methyl isobutyl ketone	0.50	U	0.50	0.50
108-88-3	Toluene	0.20	U	0.20	0.20
10061-02-6	trans-1,3-Dichloropropene	0.20	U	0.20	0.20
79-00-5	1,1,2-Trichloroethane	0.20	U	0.20	0.20
127-18-4	Tetrachloroethene	0.20	U	0.20	0.20
591-78-6	Methyl Butyl Ketone (2-Hexanone)	0.50	U *	0.50	0.50
124-48-1	Dibromochloromethane	0.20	U	0.20	0.20
106-93-4	1,2-Dibromoethane	0.20	U	0.20	0.20
108-90-7	Chlorobenzene	0.20	U	0.20	0.20
100-41-4	Ethylbenzene	0.20	U	0.20	0.20
179601-23-1	m,p-Xylene	0.50	U	0.50	0.50
95-47-6	Xylene, o-	0.20	U	0.20	0.20
1330-20-7	Xylene (total)	0.70	U	0.70	0.70
100-42-5	Styrene	0.20	U	0.20	0.20
75-25-2	Bromoform	0.20	U	0.20	0.20
98-82-8	Cumene	0.20	U	0.20	0.20
79-34-5	1,1,2,2-Tetrachloroethane	0.20	U	0.20	0.20
103-65-1	n-Propylbenzene	0.20	U	0.20	0.20
622-96-8	4-Ethyltoluene	0.20	U	0.20	0.20
108-67-8	1,3,5-Trimethylbenzene	0.20	U	0.20	0.20
95-49-8	2-Chlorotoluene	0.20	U	0.20	0.20
98-06-6	tert-Butylbenzene	0.20	U	0.20	0.20
95-63-6	1,2,4-Trimethylbenzene	0.20	U	0.20	0.20
135-98-8	sec-Butylbenzene	0.20	U	0.20	0.20
99-87-6	4-Isopropyltoluene	0.20	U	0.20	0.20
541-73-1	1,3-Dichlorobenzene	0.20	U	0.20	0.20
106-46-7	1,4-Dichlorobenzene	0.20	U	0.20	0.20

FORM I  
AIR - GC/MS VOA ORGANICS ANALYSIS DATA SHEET

Lab Name: TestAmerica Burlington Job No.: 200-42577-1  
 SDG No.: \_\_\_\_\_  
 Client Sample ID: 6455 Lab Sample ID: 200-42577-6  
 Matrix: Air Lab File ID: 29551\_18.D  
 Analysis Method: TO-15 Date Collected: 03/12/2018 00:00  
 Sample wt/vol: 200 (mL) Date Analyzed: 03/14/2018 00:39  
 Soil Aliquot Vol: \_\_\_\_\_ Dilution Factor: 1  
 Soil Extract Vol.: \_\_\_\_\_ GC Column: RTX-624 ID: 0.32 (mm)  
 % Moisture: \_\_\_\_\_ Level: (low/med) Low  
 Analysis Batch No.: 127298 Units: ppb v/v

CAS NO.	COMPOUND NAME	RESULT	Q	RL	RL
100-44-7	Benzyl chloride	0.20	U	0.20	0.20
104-51-8	n-Butylbenzene	0.20	U	0.20	0.20
95-50-1	1,2-Dichlorobenzene	0.20	U	0.20	0.20
120-82-1	1,2,4-Trichlorobenzene	0.50	U	0.50	0.50
87-68-3	Hexachlorobutadiene	0.20	U	0.20	0.20
91-20-3	Naphthalene	0.50	U	0.50	0.50

TestAmerica Burlington  
Target Compound Quantitation Report

Data File: \\ChromNA\Burlington\ChromData\CHC.i\20180313-29551.b\29551\_18.D  
 Lims ID: 200-42577-A-6  
 Client ID: 6455  
 Sample Type: Client  
 Inject. Date: 14-Mar-2018 00:39:30 ALS Bottle#: 18 Worklist Smp#: 18  
 Purge Vol: 200.000 mL Dil. Factor: 1.0000  
 Sample Info: 200-0029551-018  
 Operator ID: pad Instrument ID: CHC.i  
 Method: \\ChromNA\Burlington\ChromData\CHC.i\20180313-29551.b\TO15\_MasterMethod\_(v1)\_CHC.i.m  
 Limit Group: AI\_TO15\_ICAL  
 Last Update: 14-Mar-2018 16:48:08 Calib Date: 26-Jan-2018 01:35:30  
 Integrator: RTE ID Type: Deconvolution ID  
 Quant Method: Internal Standard Quant By: Initial Calibration  
 Last ICal File: \\ChromNA\Burlington\ChromData\CHC.i\20180125-28916.b\28916\_12.D  
 Column 1 : RTX-624 ( 0.32 mm) Det: MS SCAN  
 Process Host: XAWRK007

First Level Reviewer: bunmaa Date: 14-Mar-2018 16:48:08

Compound	Sig	RT (min.)	Adj RT (min.)	Dlt RT (min.)	Q	Response	OnCol Amt ppb v/v	Flags
1 Propene	41		2.967				ND	
2 Dichlorodifluoromethane	85		3.031				ND	
3 Chlorodifluoromethane	51		3.085				ND	
4 1,2-Dichloro-1,1,2,2-tetra	85		3.293				ND	
5 Chloromethane	50		3.426				ND	
6 Butane	43		3.629				ND	
7 Vinyl chloride	62		3.666				ND	
8 Butadiene	54		3.741				ND	
10 Bromomethane	94		4.414				ND	
11 Chloroethane	64		4.654				ND	
13 Vinyl bromide	106		5.043				ND	
14 Trichlorofluoromethane	101		5.155				ND	
17 Ethanol	45		5.732				ND	
20 1,1,2-Trichloro-1,2,2-trif	101		6.249				ND	
21 1,1-Dichloroethene	96		6.276				ND	
22 Acetone	43		6.500				ND	Ua
23 Carbon disulfide	76		6.655				ND	
24 Isopropyl alcohol	45		6.826				ND	
25 3-Chloro-1-propene	41		7.071				ND	
27 Methylene Chloride	49		7.365				ND	
28 2-Methyl-2-propanol	59		7.600				ND	
29 Methyl tert-butyl ether	73		7.781				ND	
31 trans-1,2-Dichloroethene	61		7.818				ND	
33 Hexane	57		8.219				ND	
34 1,1-Dichloroethane	63		8.688				ND	
35 Vinyl acetate	43		8.774				ND	
37 cis-1,2-Dichloroethene	96		9.809				ND	
38 2-Butanone (MEK)	72		9.846				ND	
39 Ethyl acetate	88		9.911				ND	
S 30 1,2-Dichloroethene, Total	61		10.200				ND	
41 Tetrahydrofuran	42		10.273				ND	
* 40 Chlorobromomethane	128	10.274	10.273	0.001	90	210425	10.0	



Compound	Sig	RT (min.)	Adj RT (min.)	Dlt RT (min.)	Q	Response	OnCol Amt ppb v/v	Flags
42 Chloroform	83		10.418				ND	
43 Cyclohexane	84		10.658				ND	
44 1,1,1-Trichloroethane	97		10.679				ND	
45 Carbon tetrachloride	117		10.941				ND	
46 Isooctane	57		11.394				ND	
47 Benzene	78		11.400				ND	
48 1,2-Dichloroethane	62		11.581				ND	
49 n-Heptane	43		11.800				ND	
* 50 1,4-Difluorobenzene	114	12.259	12.259	0.000	98	1111760	10.0	
53 Trichloroethene	95		12.734				ND	
54 1,2-Dichloropropane	63		13.273				ND	
55 Methyl methacrylate	69		13.465				ND	
56 1,4-Dioxane	88		13.508				ND	
57 Dibromomethane	174		13.534				ND	
58 Dichlorobromomethane	83		13.849				ND	
60 cis-1,3-Dichloropropene	75		14.799				ND	
61 4-Methyl-2-pentanone (MIBK)	43		15.082				ND	
65 Toluene	92		15.397				ND	
66 trans-1,3-Dichloropropene	75		16.000				ND	
67 1,1,2-Trichloroethane	83		16.368				ND	
68 Tetrachloroethene	166		16.491				ND	
69 2-Hexanone	43		16.816				ND	
71 Chlorodibromomethane	129		17.137				ND	
72 Ethylene Dibromide	107		17.393				ND	
* 74 Chlorobenzene-d5	117	18.300	18.300	0.000	96	1118842	10.0	
75 Chlorobenzene	112		18.359				ND	
76 Ethylbenzene	91		18.519				ND	U
78 m-Xylene & p-Xylene	106		18.764				ND	
79 o-Xylene	106		19.602				ND	
80 Styrene	104		19.656				ND	
81 Bromoform	173		20.088				ND	
S 73 Xylenes, Total	106		20.100				ND	
82 Isopropylbenzene	105		20.312				ND	
84 1,1,2,2-Tetrachloroethane	83		20.979				ND	
85 N-Propylbenzene	91		21.049				ND	
88 4-Ethyltoluene	105		21.246				ND	
89 2-Chlorotoluene	91		21.246				ND	
90 1,3,5-Trimethylbenzene	105		21.353				ND	
92 tert-Butylbenzene	119		21.849				ND	
93 1,2,4-Trimethylbenzene	105		21.945				ND	
94 sec-Butylbenzene	105		22.180				ND	
95 4-Isopropyltoluene	119		22.383				ND	
96 1,3-Dichlorobenzene	146		22.410				ND	
97 1,4-Dichlorobenzene	146		22.548				ND	
98 Benzyl chloride	91		22.740				ND	
100 n-Butylbenzene	91		22.949				ND	
101 1,2-Dichlorobenzene	146		23.071				ND	
103 1,2,4-Trichlorobenzene	180		25.489				ND	
104 Hexachlorobutadiene	225		25.681				ND	
105 Naphthalene	128		25.943				ND	

**QC Flag Legend**

Review Flags

U - Marked Undetected

a - User Assigned ID

**Reagents:**

ATTO15CISs\_00010

Amount Added: 20.00

Units: mL

Run Reagent

- 1
- 2
- 3
- 4
- 5
- 6
- 7
- 8
- 9
- 10
- 11
- 12
- 13
- 14
- 15

TestAmerica Burlington

Data File: \\ChromNA\Burlington\ChromData\CHC.i\20180313-29551.b\29551\_18.D

Injection Date: 14-Mar-2018 00:39:30

Instrument ID: CHC.i

Operator ID: pad

Lims ID: 200-42577-A-6

Lab Sample ID: 200-42577-6

Worklist Smp#: 18

Client ID: 6455

Purge Vol: 200.000 mL

Dil. Factor: 1.0000

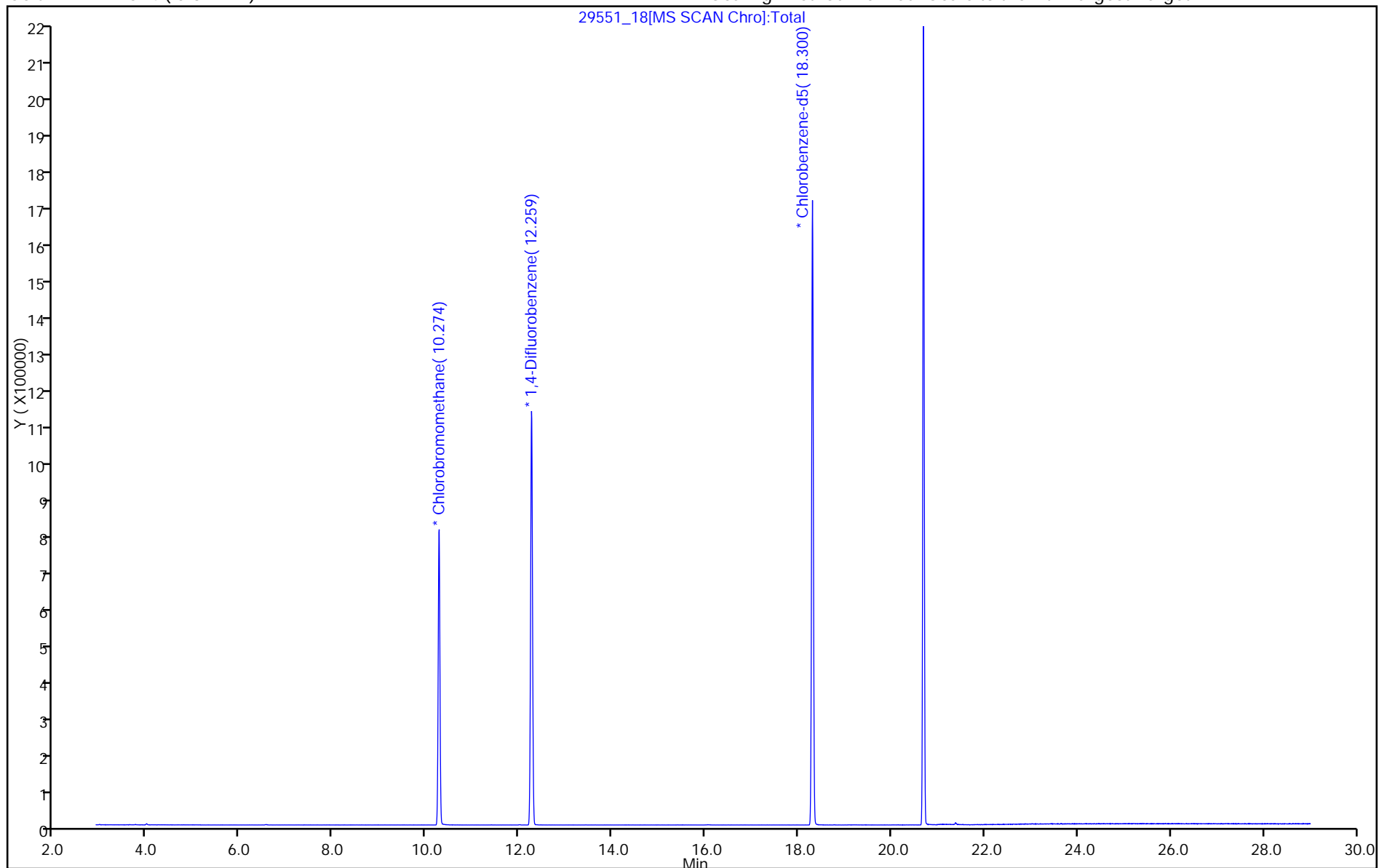
ALS Bottle#: 18

Method: TO15\_MasterMethod\_(v1)\_CHC.i

Limit Group: AI\_TO15\_ICAL

Column: RTX-624 (0.32 mm)

Y Scaling: Method Defined: Scale to the Nth Largest Target: 1

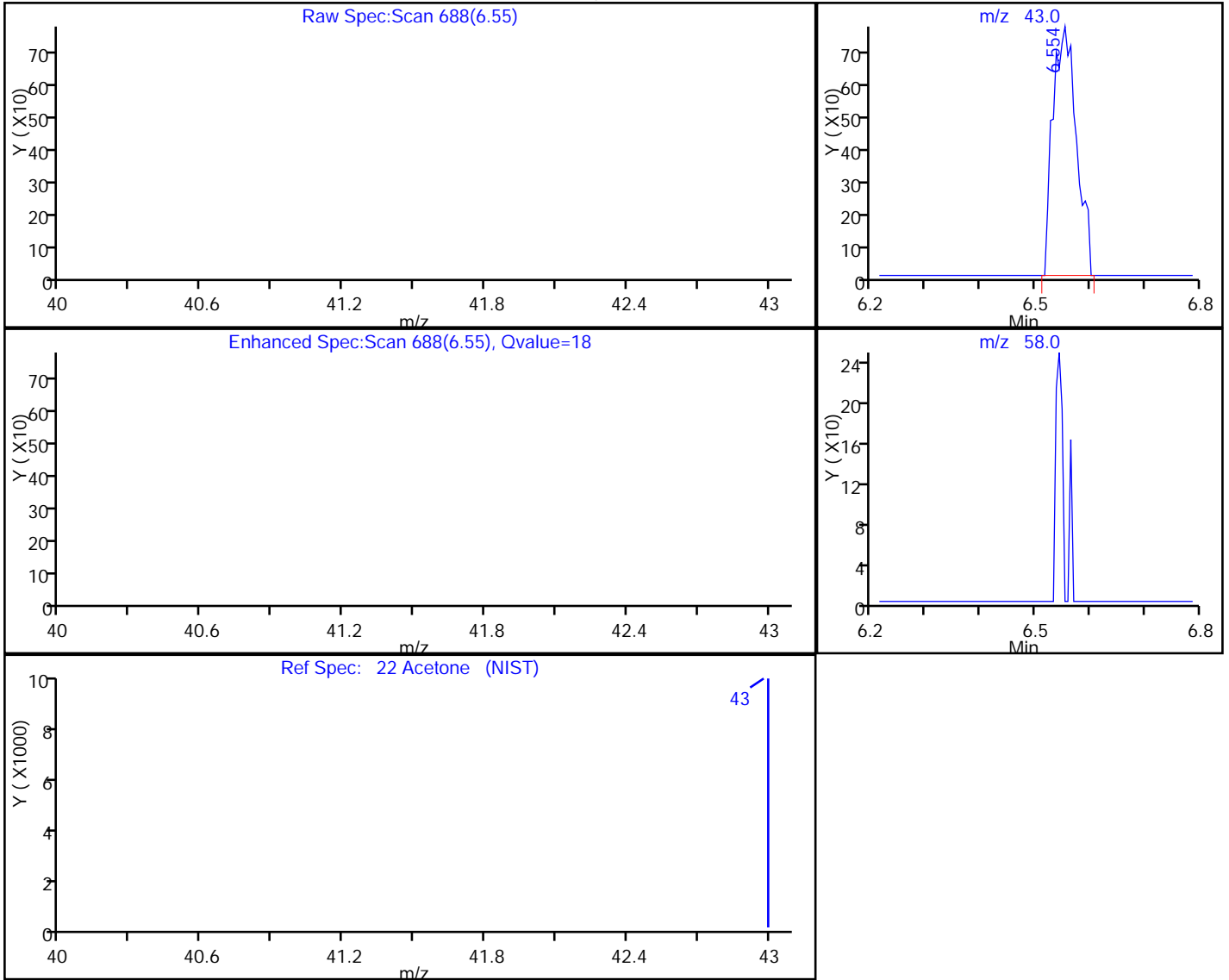


TestAmerica Burlington

Data File: \\ChromNA\Burlington\ChromData\CHC.i\20180313-29551.b\29551\_18.D  
Injection Date: 14-Mar-2018 00:39:30 Instrument ID: CHC.i  
Lims ID: 200-42577-A-6 Lab Sample ID: 200-42577-6  
Client ID: 6455  
Operator ID: pad ALS Bottle#: 18 Worklist Smp#: 18  
Purge Vol: 200.000 mL Dil. Factor: 1.0000  
Method: TO15\_MasterMethod\_(v1)\_CHC.i Limit Group: AI\_TO15\_ICAL  
Column: RTX-624 (0.32 mm) Detector: MS SCAN

22 Acetone, CAS: 67-64-1

Processing Results



RT	Mass	Response	Amount
6.55	43.00	2343	0.073966
6.56	58.00	0	

Reviewer: bunmaa, 14-Mar-2018 16:48:08  
Audit Action: Marked Compound Undetected

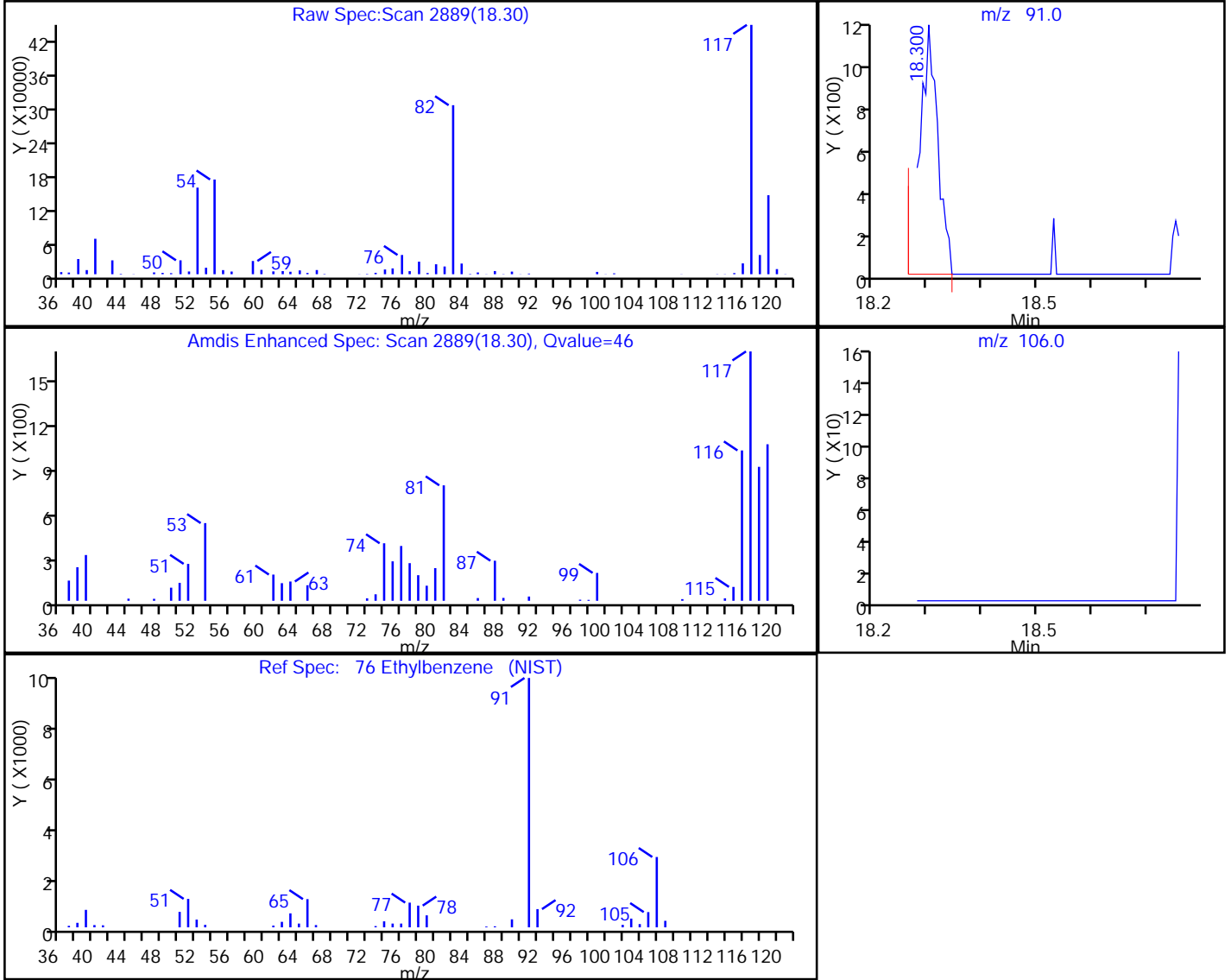
Audit Reason: Invalid Compound ID

TestAmerica Burlington

Data File: \\ChromNA\Burlington\ChromData\CHC.i\20180313-29551.b\29551\_18.D  
 Injection Date: 14-Mar-2018 00:39:30 Instrument ID: CHC.i  
 Lims ID: 200-42577-A-6 Lab Sample ID: 200-42577-6  
 Client ID: 6455  
 Operator ID: pad ALS Bottle#: 18 Worklist Smp#: 18  
 Purge Vol: 200.000 mL Dil. Factor: 1.0000  
 Method: TO15\_MasterMethod\_(v1)\_CHC.i Limit Group: AI\_TO15\_ICAL  
 Column: RTX-624 (0.32 mm) Detector: MS SCAN

76 Ethylbenzene, CAS: 100-41-4

Processing Results



RT	Mass	Response	Amount
18.30	91.00	2555	0.029626
18.52	106.00	0	

Reviewer: bunmaa, 14-Mar-2018 16:48:08

Audit Action: Marked Compound Undetected

Audit Reason: Invalid Compound ID



FORM I  
AIR - GC/MS VOA ORGANICS ANALYSIS DATA SHEET

Lab Name: TestAmerica Burlington Job No.: 200-42577-1  
 SDG No.: \_\_\_\_\_  
 Client Sample ID: 6485 Lab Sample ID: 200-42577-7  
 Matrix: Air Lab File ID: 29551\_19.D  
 Analysis Method: TO-15 Date Collected: 03/12/2018 00:00  
 Sample wt/vol: 200 (mL) Date Analyzed: 03/14/2018 01:32  
 Soil Aliquot Vol: \_\_\_\_\_ Dilution Factor: 1  
 Soil Extract Vol.: \_\_\_\_\_ GC Column: RTX-624 ID: 0.32 (mm)  
 % Moisture: \_\_\_\_\_ Level: (low/med) Low  
 Analysis Batch No.: 127298 Units: ppb v/v

CAS NO.	COMPOUND NAME	RESULT	Q	RL	RL
115-07-1	Propylene	5.0	U	5.0	5.0
75-71-8	Dichlorodifluoromethane	0.50	U	0.50	0.50
75-45-6	Freon 22	0.50	U	0.50	0.50
76-14-2	1,2-Dichlorotetrafluoroethane	0.20	U	0.20	0.20
74-87-3	Chloromethane	0.50	U	0.50	0.50
106-97-8	n-Butane	0.50	U	0.50	0.50
75-01-4	Vinyl chloride	0.20	U	0.20	0.20
106-99-0	1,3-Butadiene	0.20	U	0.20	0.20
74-83-9	Bromomethane	0.20	U	0.20	0.20
75-00-3	Chloroethane	0.50	U	0.50	0.50
593-60-2	Bromoethene (Vinyl Bromide)	0.20	U	0.20	0.20
75-69-4	Trichlorofluoromethane	0.20	U	0.20	0.20
64-17-5	Ethanol	5.0	U	5.0	5.0
76-13-1	Freon TF	0.20	U	0.20	0.20
75-35-4	1,1-Dichloroethene	0.20	U	0.20	0.20
67-64-1	Acetone	5.0	U *	5.0	5.0
67-63-0	Isopropyl alcohol	5.0	U	5.0	5.0
75-15-0	Carbon disulfide	0.50	U	0.50	0.50
107-05-1	3-Chloropropene	0.50	U	0.50	0.50
75-09-2	Methylene Chloride	0.50	U	0.50	0.50
75-65-0	tert-Butyl alcohol	5.0	U	5.0	5.0
1634-04-4	Methyl tert-butyl ether	0.20	U	0.20	0.20
156-60-5	trans-1,2-Dichloroethene	0.20	U	0.20	0.20
110-54-3	n-Hexane	0.20	U	0.20	0.20
75-34-3	1,1-Dichloroethane	0.20	U	0.20	0.20
108-05-4	Vinyl acetate	5.0	U	5.0	5.0
141-78-6	Ethyl acetate	5.0	U	5.0	5.0
78-93-3	Methyl Ethyl Ketone	0.50	U	0.50	0.50
156-59-2	cis-1,2-Dichloroethene	0.20	U	0.20	0.20
540-59-0	1,2-Dichloroethene, Total	0.40	U	0.40	0.40
67-66-3	Chloroform	0.20	U	0.20	0.20
109-99-9	Tetrahydrofuran	5.0	U	5.0	5.0
71-55-6	1,1,1-Trichloroethane	0.20	U	0.20	0.20
110-82-7	Cyclohexane	0.20	U	0.20	0.20
56-23-5	Carbon tetrachloride	0.20	U	0.20	0.20
540-84-1	2,2,4-Trimethylpentane	0.20	U	0.20	0.20

FORM I  
AIR - GC/MS VOA ORGANICS ANALYSIS DATA SHEET

Lab Name: TestAmerica Burlington Job No.: 200-42577-1  
 SDG No.: \_\_\_\_\_  
 Client Sample ID: 6485 Lab Sample ID: 200-42577-7  
 Matrix: Air Lab File ID: 29551\_19.D  
 Analysis Method: TO-15 Date Collected: 03/12/2018 00:00  
 Sample wt/vol: 200 (mL) Date Analyzed: 03/14/2018 01:32  
 Soil Aliquot Vol: \_\_\_\_\_ Dilution Factor: 1  
 Soil Extract Vol.: \_\_\_\_\_ GC Column: RTX-624 ID: 0.32 (mm)  
 % Moisture: \_\_\_\_\_ Level: (low/med) Low  
 Analysis Batch No.: 127298 Units: ppb v/v

CAS NO.	COMPOUND NAME	RESULT	Q	RL	RL
71-43-2	Benzene	0.20	U	0.20	0.20
107-06-2	1,2-Dichloroethane	0.20	U	0.20	0.20
142-82-5	n-Heptane	0.20	U	0.20	0.20
79-01-6	Trichloroethene	0.20	U	0.20	0.20
80-62-6	Methyl methacrylate	0.50	U	0.50	0.50
78-87-5	1,2-Dichloropropane	0.20	U	0.20	0.20
123-91-1	1,4-Dioxane	5.0	U	5.0	5.0
75-27-4	Bromodichloromethane	0.20	U	0.20	0.20
10061-01-5	cis-1,3-Dichloropropene	0.20	U	0.20	0.20
108-10-1	methyl isobutyl ketone	0.50	U	0.50	0.50
108-88-3	Toluene	0.20	U	0.20	0.20
10061-02-6	trans-1,3-Dichloropropene	0.20	U	0.20	0.20
79-00-5	1,1,2-Trichloroethane	0.20	U	0.20	0.20
127-18-4	Tetrachloroethene	0.20	U	0.20	0.20
591-78-6	Methyl Butyl Ketone (2-Hexanone)	0.50	U *	0.50	0.50
124-48-1	Dibromochloromethane	0.20	U	0.20	0.20
106-93-4	1,2-Dibromoethane	0.20	U	0.20	0.20
108-90-7	Chlorobenzene	0.20	U	0.20	0.20
100-41-4	Ethylbenzene	0.20	U	0.20	0.20
179601-23-1	m,p-Xylene	0.50	U	0.50	0.50
95-47-6	Xylene, o-	0.20	U	0.20	0.20
1330-20-7	Xylene (total)	0.70	U	0.70	0.70
100-42-5	Styrene	0.20	U	0.20	0.20
75-25-2	Bromoform	0.20	U	0.20	0.20
98-82-8	Cumene	0.20	U	0.20	0.20
79-34-5	1,1,2,2-Tetrachloroethane	0.20	U	0.20	0.20
103-65-1	n-Propylbenzene	0.20	U	0.20	0.20
622-96-8	4-Ethyltoluene	0.20	U	0.20	0.20
108-67-8	1,3,5-Trimethylbenzene	0.20	U	0.20	0.20
95-49-8	2-Chlorotoluene	0.20	U	0.20	0.20
98-06-6	tert-Butylbenzene	0.20	U	0.20	0.20
95-63-6	1,2,4-Trimethylbenzene	0.20	U	0.20	0.20
135-98-8	sec-Butylbenzene	0.20	U	0.20	0.20
99-87-6	4-Isopropyltoluene	0.20	U	0.20	0.20
541-73-1	1,3-Dichlorobenzene	0.20	U	0.20	0.20
106-46-7	1,4-Dichlorobenzene	0.20	U	0.20	0.20

FORM I  
AIR - GC/MS VOA ORGANICS ANALYSIS DATA SHEET

Lab Name: TestAmerica Burlington Job No.: 200-42577-1  
 SDG No.: \_\_\_\_\_  
 Client Sample ID: 6485 Lab Sample ID: 200-42577-7  
 Matrix: Air Lab File ID: 29551\_19.D  
 Analysis Method: TO-15 Date Collected: 03/12/2018 00:00  
 Sample wt/vol: 200 (mL) Date Analyzed: 03/14/2018 01:32  
 Soil Aliquot Vol: \_\_\_\_\_ Dilution Factor: 1  
 Soil Extract Vol.: \_\_\_\_\_ GC Column: RTX-624 ID: 0.32 (mm)  
 % Moisture: \_\_\_\_\_ Level: (low/med) Low  
 Analysis Batch No.: 127298 Units: ppb v/v

CAS NO.	COMPOUND NAME	RESULT	Q	RL	RL
100-44-7	Benzyl chloride	0.20	U	0.20	0.20
104-51-8	n-Butylbenzene	0.20	U	0.20	0.20
95-50-1	1,2-Dichlorobenzene	0.20	U	0.20	0.20
120-82-1	1,2,4-Trichlorobenzene	0.50	U	0.50	0.50
87-68-3	Hexachlorobutadiene	0.20	U	0.20	0.20
91-20-3	Naphthalene	0.50	U	0.50	0.50



TestAmerica Burlington  
Target Compound Quantitation Report

Data File: \\ChromNA\Burlington\ChromData\CHC.i\20180313-29551.b\29551\_19.D  
 Lims ID: 200-42577-A-7  
 Client ID: 6485  
 Sample Type: Client  
 Inject. Date: 14-Mar-2018 01:32:30 ALS Bottle#: 19 Worklist Smp#: 19  
 Purge Vol: 200.000 mL Dil. Factor: 1.0000  
 Sample Info: 200-0029551-019  
 Operator ID: pad Instrument ID: CHC.i  
 Method: \\ChromNA\Burlington\ChromData\CHC.i\20180313-29551.b\TO15\_MasterMethod\_(v1)\_CHC.i.m  
 Limit Group: AI\_TO15\_ICAL  
 Last Update: 14-Mar-2018 16:49:51 Calib Date: 26-Jan-2018 01:35:30  
 Integrator: RTE ID Type: Deconvolution ID  
 Quant Method: Internal Standard Quant By: Initial Calibration  
 Last ICal File: \\ChromNA\Burlington\ChromData\CHC.i\20180125-28916.b\28916\_12.D  
 Column 1 : RTX-624 (0.32 mm) Det: MS SCAN  
 Process Host: XAWRK007

First Level Reviewer: bunmaa

Date: 14-Mar-2018 16:49:51

Compound	Sig	RT (min.)	Adj RT (min.)	Dlt RT (min.)	Q	Response	OnCol Amt ppb v/v	Flags
1 Propene	41		2.967				ND	
2 Dichlorodifluoromethane	85		3.031				ND	
3 Chlorodifluoromethane	51		3.085				ND	
4 1,2-Dichloro-1,1,2,2-tetra	85		3.293				ND	
5 Chloromethane	50		3.426				ND	
6 Butane	43		3.629				ND	
7 Vinyl chloride	62		3.666				ND	
8 Butadiene	54		3.741				ND	
10 Bromomethane	94		4.414				ND	
11 Chloroethane	64		4.654				ND	
13 Vinyl bromide	106		5.043				ND	
14 Trichlorofluoromethane	101		5.155				ND	
17 Ethanol	45		5.732				ND	
20 1,1,2-Trichloro-1,2,2-trif	101		6.249				ND	
21 1,1-Dichloroethene	96		6.276				ND	
22 Acetone	43		6.500				ND	Ua
23 Carbon disulfide	76		6.655				ND	
24 Isopropyl alcohol	45		6.826				ND	
25 3-Chloro-1-propene	41		7.071				ND	
27 Methylene Chloride	49		7.365				ND	
28 2-Methyl-2-propanol	59		7.600				ND	
29 Methyl tert-butyl ether	73		7.781				ND	
31 trans-1,2-Dichloroethene	61		7.818				ND	
33 Hexane	57		8.219				ND	
34 1,1-Dichloroethane	63		8.688				ND	
35 Vinyl acetate	43		8.774				ND	
37 cis-1,2-Dichloroethene	96		9.809				ND	
38 2-Butanone (MEK)	72		9.846				ND	
39 Ethyl acetate	88		9.911				ND	
S 30 1,2-Dichloroethene, Total	61		10.200				ND	
41 Tetrahydrofuran	42		10.273				ND	
* 40 Chlorobromomethane	128	10.274	10.273	0.001	90	213248	10.0	

Compound	Sig	RT (min.)	Adj RT (min.)	Dlt RT (min.)	Q	Response	OnCol Amt ppb v/v	Flags
42 Chloroform	83		10.418				ND	
43 Cyclohexane	84		10.658				ND	
44 1,1,1-Trichloroethane	97		10.679				ND	
45 Carbon tetrachloride	117		10.941				ND	
46 Isooctane	57		11.394				ND	
47 Benzene	78		11.400				ND	
48 1,2-Dichloroethane	62		11.581				ND	
49 n-Heptane	43		11.800				ND	
* 50 1,4-Difluorobenzene	114	12.259	12.259	0.000	98	1118872	10.0	
53 Trichloroethene	95		12.734				ND	
54 1,2-Dichloropropane	63		13.273				ND	
55 Methyl methacrylate	69		13.465				ND	
56 1,4-Dioxane	88		13.508				ND	
57 Dibromomethane	174		13.534				ND	
58 Dichlorobromomethane	83		13.849				ND	
60 cis-1,3-Dichloropropene	75		14.799				ND	
61 4-Methyl-2-pentanone (MIBK)	43		15.082				ND	
65 Toluene	92		15.397				ND	
66 trans-1,3-Dichloropropene	75		16.000				ND	
67 1,1,2-Trichloroethane	83		16.368				ND	
68 Tetrachloroethene	166		16.491				ND	
69 2-Hexanone	43		16.816				ND	
71 Chlorodibromomethane	129		17.137				ND	
72 Ethylene Dibromide	107		17.393				ND	
* 74 Chlorobenzene-d5	117	18.300	18.300	0.000	96	1133626	10.0	
75 Chlorobenzene	112		18.359				ND	
76 Ethylbenzene	91		18.519				ND	U
78 m-Xylene & p-Xylene	106		18.764				ND	
79 o-Xylene	106		19.602				ND	
80 Styrene	104		19.656				ND	
81 Bromoform	173		20.088				ND	
S 73 Xylenes, Total	106		20.100				ND	
82 Isopropylbenzene	105		20.312				ND	
84 1,1,2,2-Tetrachloroethane	83		20.979				ND	
85 N-Propylbenzene	91		21.049				ND	
88 4-Ethyltoluene	105		21.246				ND	
89 2-Chlorotoluene	91		21.246				ND	
90 1,3,5-Trimethylbenzene	105		21.353				ND	
92 tert-Butylbenzene	119		21.849				ND	
93 1,2,4-Trimethylbenzene	105		21.945				ND	
94 sec-Butylbenzene	105		22.180				ND	
95 4-Isopropyltoluene	119		22.383				ND	
96 1,3-Dichlorobenzene	146		22.410				ND	
97 1,4-Dichlorobenzene	146		22.548				ND	
98 Benzyl chloride	91		22.740				ND	
100 n-Butylbenzene	91		22.949				ND	
101 1,2-Dichlorobenzene	146		23.071				ND	
103 1,2,4-Trichlorobenzene	180		25.489				ND	
104 Hexachlorobutadiene	225		25.681				ND	
105 Naphthalene	128		25.943				ND	

**QC Flag Legend**

Review Flags

U - Marked Undetected

a - User Assigned ID

**Reagents:**

ATTO15CISs\_00010

Amount Added: 20.00

Units: mL

Run Reagent

- 1
- 2
- 3
- 4
- 5
- 6
- 7
- 8
- 9
- 10
- 11
- 12
- 13
- 14
- 15

TestAmerica Burlington

Data File: \\ChromNA\Burlington\ChromData\CHC.i\20180313-29551.b\29551\_19.D

Injection Date: 14-Mar-2018 01:32:30

Instrument ID: CHC.i

Operator ID: pad

Lims ID: 200-42577-A-7

Lab Sample ID: 200-42577-7

Worklist Smp#: 19

Client ID: 6485

Purge Vol: 200.000 mL

Dil. Factor: 1.0000

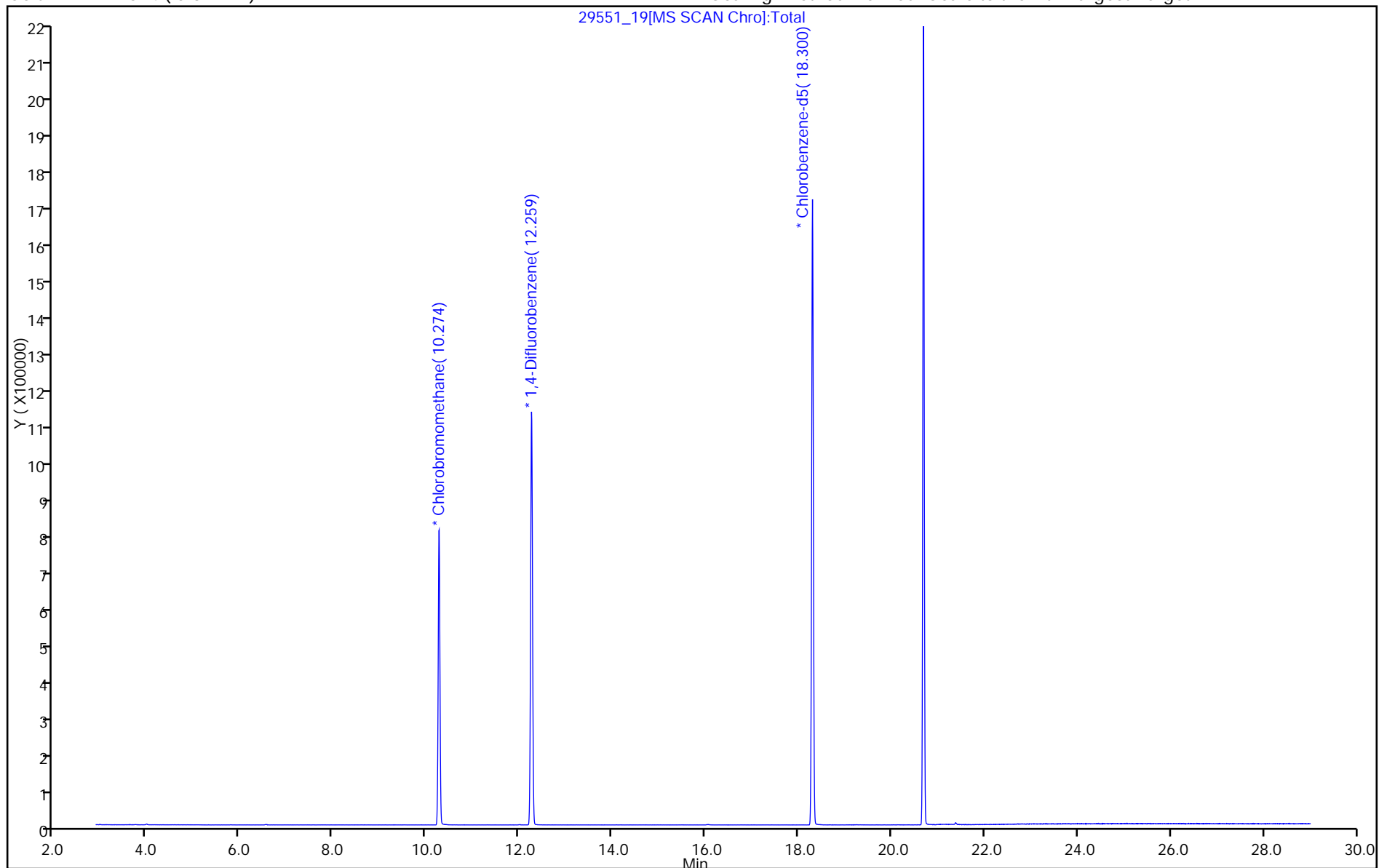
ALS Bottle#: 19

Method: TO15\_MasterMethod\_(v1)\_CHC.i

Limit Group: AI\_TO15\_ICAL

Column: RTX-624 ( 0.32 mm)

Y Scaling: Method Defined: Scale to the Nth Largest Target: 1

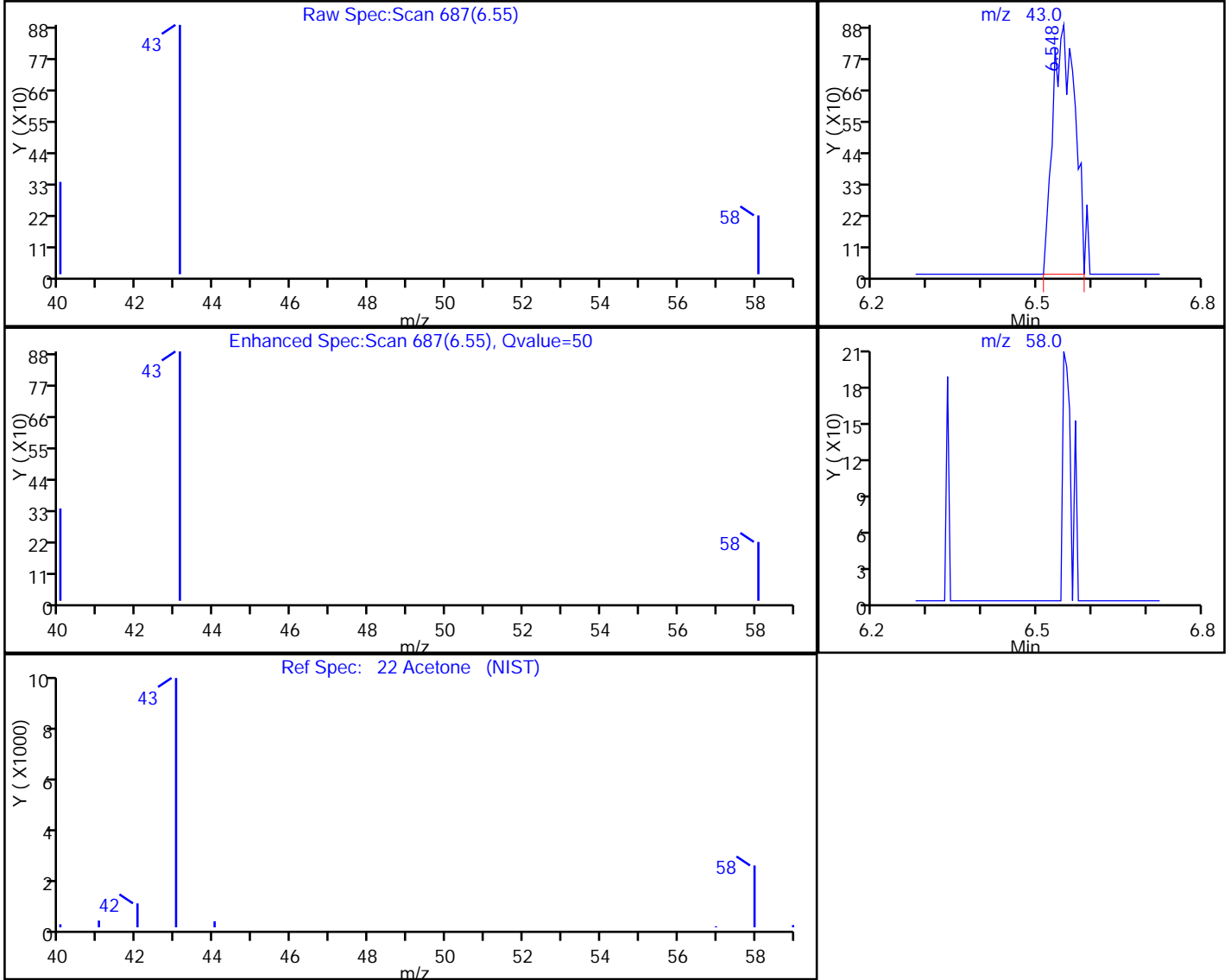


TestAmerica Burlington

Data File: \\ChromNA\Burlington\ChromData\CHC.i\20180313-29551.b\29551\_19.D  
Injection Date: 14-Mar-2018 01:32:30 Instrument ID: CHC.i  
Lims ID: 200-42577-A-7 Lab Sample ID: 200-42577-7  
Client ID: 6485  
Operator ID: pad ALS Bottle#: 19 Worklist Smp#: 19  
Purge Vol: 200.000 mL Dil. Factor: 1.0000  
Method: TO15\_MasterMethod\_(v1)\_CHC.i Limit Group: AI\_TO15\_ICAL  
Column: RTX-624 (0.32 mm) Detector: MS SCAN

22 Acetone, CAS: 67-64-1

Processing Results



RT	Mass	Response	Amount
6.55	43.00	2459	0.076600
6.56	58.00	0	

Reviewer: bunmaa, 14-Mar-2018 16:49:51

Audit Action: Marked Compound Undetected

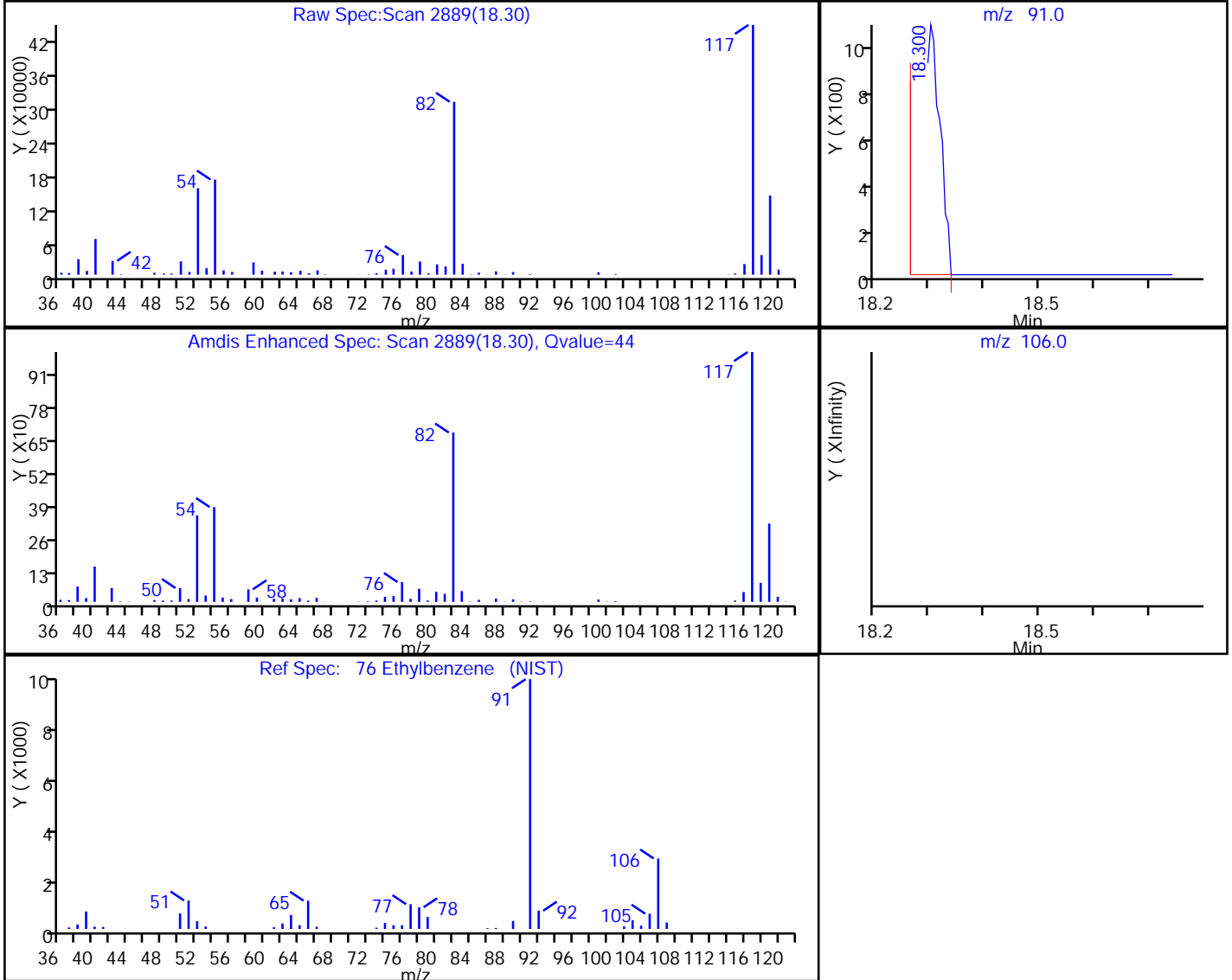
Audit Reason: Invalid Compound ID

TestAmerica Burlington

Data File: \\ChromNA\Burlington\ChromData\CHC.i\20180313-29551.b\29551\_19.D  
 Injection Date: 14-Mar-2018 01:32:30 Instrument ID: CHC.i  
 Lims ID: 200-42577-A-7 Lab Sample ID: 200-42577-7  
 Client ID: 6485  
 Operator ID: pad ALS Bottle#: 19 Worklist Smp#: 19  
 Purge Vol: 200.000 mL Dil. Factor: 1.0000  
 Method: TO15\_MasterMethod\_(v1)\_CHC.i Limit Group: AI\_TO15\_ICAL  
 Column: RTX-624 (0.32 mm) Detector: MS SCAN

76 Ethylbenzene, CAS: 100-41-4

Processing Results



RT	Mass	Response	Amount
18.30	91.00	2456	0.028107
18.52	106.00	0	

Reviewer: bunmaa, 14-Mar-2018 16:49:51

Audit Action: Marked Compound Undetected

Audit Reason: Invalid Compound ID

FORM I  
AIR - GC/MS VOA ORGANICS ANALYSIS DATA SHEET

Lab Name: TestAmerica Burlington Job No.: 200-42577-1  
 SDG No.: \_\_\_\_\_  
 Client Sample ID: 6491 Lab Sample ID: 200-42577-8  
 Matrix: Air Lab File ID: 29551\_20.D  
 Analysis Method: TO-15 Date Collected: 03/12/2018 00:00  
 Sample wt/vol: 200 (mL) Date Analyzed: 03/14/2018 02:26  
 Soil Aliquot Vol: \_\_\_\_\_ Dilution Factor: 1  
 Soil Extract Vol.: \_\_\_\_\_ GC Column: RTX-624 ID: 0.32 (mm)  
 % Moisture: \_\_\_\_\_ Level: (low/med) Low  
 Analysis Batch No.: 127298 Units: ppb v/v

CAS NO.	COMPOUND NAME	RESULT	Q	RL	RL
115-07-1	Propylene	5.0	U	5.0	5.0
75-71-8	Dichlorodifluoromethane	0.50	U	0.50	0.50
75-45-6	Freon 22	0.50	U	0.50	0.50
76-14-2	1,2-Dichlorotetrafluoroethane	0.20	U	0.20	0.20
74-87-3	Chloromethane	0.50	U	0.50	0.50
106-97-8	n-Butane	0.50	U	0.50	0.50
75-01-4	Vinyl chloride	0.20	U	0.20	0.20
106-99-0	1,3-Butadiene	0.20	U	0.20	0.20
74-83-9	Bromomethane	0.20	U	0.20	0.20
75-00-3	Chloroethane	0.50	U	0.50	0.50
593-60-2	Bromoethene (Vinyl Bromide)	0.20	U	0.20	0.20
75-69-4	Trichlorofluoromethane	0.20	U	0.20	0.20
64-17-5	Ethanol	5.0	U	5.0	5.0
76-13-1	Freon TF	0.20	U	0.20	0.20
75-35-4	1,1-Dichloroethene	0.20	U	0.20	0.20
67-64-1	Acetone	5.0	U *	5.0	5.0
67-63-0	Isopropyl alcohol	5.0	U	5.0	5.0
75-15-0	Carbon disulfide	0.50	U	0.50	0.50
107-05-1	3-Chloropropene	0.50	U	0.50	0.50
75-09-2	Methylene Chloride	0.50	U	0.50	0.50
75-65-0	tert-Butyl alcohol	5.0	U	5.0	5.0
1634-04-4	Methyl tert-butyl ether	0.20	U	0.20	0.20
156-60-5	trans-1,2-Dichloroethene	0.20	U	0.20	0.20
110-54-3	n-Hexane	0.20	U	0.20	0.20
75-34-3	1,1-Dichloroethane	0.20	U	0.20	0.20
108-05-4	Vinyl acetate	5.0	U	5.0	5.0
141-78-6	Ethyl acetate	5.0	U	5.0	5.0
78-93-3	Methyl Ethyl Ketone	0.50	U	0.50	0.50
156-59-2	cis-1,2-Dichloroethene	0.20	U	0.20	0.20
540-59-0	1,2-Dichloroethene, Total	0.40	U	0.40	0.40
67-66-3	Chloroform	0.20	U	0.20	0.20
109-99-9	Tetrahydrofuran	5.0	U	5.0	5.0
71-55-6	1,1,1-Trichloroethane	0.20	U	0.20	0.20
110-82-7	Cyclohexane	0.20	U	0.20	0.20
56-23-5	Carbon tetrachloride	0.20	U	0.20	0.20
540-84-1	2,2,4-Trimethylpentane	0.20	U	0.20	0.20

FORM I  
AIR - GC/MS VOA ORGANICS ANALYSIS DATA SHEET

Lab Name: TestAmerica Burlington Job No.: 200-42577-1  
 SDG No.: \_\_\_\_\_  
 Client Sample ID: 6491 Lab Sample ID: 200-42577-8  
 Matrix: Air Lab File ID: 29551\_20.D  
 Analysis Method: TO-15 Date Collected: 03/12/2018 00:00  
 Sample wt/vol: 200 (mL) Date Analyzed: 03/14/2018 02:26  
 Soil Aliquot Vol: \_\_\_\_\_ Dilution Factor: 1  
 Soil Extract Vol.: \_\_\_\_\_ GC Column: RTX-624 ID: 0.32 (mm)  
 % Moisture: \_\_\_\_\_ Level: (low/med) Low  
 Analysis Batch No.: 127298 Units: ppb v/v

CAS NO.	COMPOUND NAME	RESULT	Q	RL	RL
71-43-2	Benzene	0.20	U	0.20	0.20
107-06-2	1,2-Dichloroethane	0.20	U	0.20	0.20
142-82-5	n-Heptane	0.20	U	0.20	0.20
79-01-6	Trichloroethene	0.20	U	0.20	0.20
80-62-6	Methyl methacrylate	0.50	U	0.50	0.50
78-87-5	1,2-Dichloropropane	0.20	U	0.20	0.20
123-91-1	1,4-Dioxane	5.0	U	5.0	5.0
75-27-4	Bromodichloromethane	0.20	U	0.20	0.20
10061-01-5	cis-1,3-Dichloropropene	0.20	U	0.20	0.20
108-10-1	methyl isobutyl ketone	0.50	U	0.50	0.50
108-88-3	Toluene	0.20	U	0.20	0.20
10061-02-6	trans-1,3-Dichloropropene	0.20	U	0.20	0.20
79-00-5	1,1,2-Trichloroethane	0.20	U	0.20	0.20
127-18-4	Tetrachloroethene	0.20	U	0.20	0.20
591-78-6	Methyl Butyl Ketone (2-Hexanone)	0.50	U *	0.50	0.50
124-48-1	Dibromochloromethane	0.20	U	0.20	0.20
106-93-4	1,2-Dibromoethane	0.20	U	0.20	0.20
108-90-7	Chlorobenzene	0.20	U	0.20	0.20
100-41-4	Ethylbenzene	0.20	U	0.20	0.20
179601-23-1	m,p-Xylene	0.50	U	0.50	0.50
95-47-6	Xylene, o-	0.20	U	0.20	0.20
1330-20-7	Xylene (total)	0.70	U	0.70	0.70
100-42-5	Styrene	0.20	U	0.20	0.20
75-25-2	Bromoform	0.20	U	0.20	0.20
98-82-8	Cumene	0.20	U	0.20	0.20
79-34-5	1,1,2,2-Tetrachloroethane	0.20	U	0.20	0.20
103-65-1	n-Propylbenzene	0.20	U	0.20	0.20
622-96-8	4-Ethyltoluene	0.20	U	0.20	0.20
108-67-8	1,3,5-Trimethylbenzene	0.20	U	0.20	0.20
95-49-8	2-Chlorotoluene	0.20	U	0.20	0.20
98-06-6	tert-Butylbenzene	0.20	U	0.20	0.20
95-63-6	1,2,4-Trimethylbenzene	0.20	U	0.20	0.20
135-98-8	sec-Butylbenzene	0.20	U	0.20	0.20
99-87-6	4-Isopropyltoluene	0.20	U	0.20	0.20
541-73-1	1,3-Dichlorobenzene	0.20	U	0.20	0.20
106-46-7	1,4-Dichlorobenzene	0.20	U	0.20	0.20



FORM I  
AIR - GC/MS VOA ORGANICS ANALYSIS DATA SHEET

Lab Name: TestAmerica Burlington Job No.: 200-42577-1  
 SDG No.: \_\_\_\_\_  
 Client Sample ID: 6491 Lab Sample ID: 200-42577-8  
 Matrix: Air Lab File ID: 29551\_20.D  
 Analysis Method: TO-15 Date Collected: 03/12/2018 00:00  
 Sample wt/vol: 200 (mL) Date Analyzed: 03/14/2018 02:26  
 Soil Aliquot Vol: \_\_\_\_\_ Dilution Factor: 1  
 Soil Extract Vol.: \_\_\_\_\_ GC Column: RTX-624 ID: 0.32 (mm)  
 % Moisture: \_\_\_\_\_ Level: (low/med) Low  
 Analysis Batch No.: 127298 Units: ppb v/v

CAS NO.	COMPOUND NAME	RESULT	Q	RL	RL
100-44-7	Benzyl chloride	0.20	U	0.20	0.20
104-51-8	n-Butylbenzene	0.20	U	0.20	0.20
95-50-1	1,2-Dichlorobenzene	0.20	U	0.20	0.20
120-82-1	1,2,4-Trichlorobenzene	0.50	U	0.50	0.50
87-68-3	Hexachlorobutadiene	0.20	U	0.20	0.20
91-20-3	Naphthalene	0.50	U	0.50	0.50

TestAmerica Burlington  
Target Compound Quantitation Report

Data File: \\ChromNA\Burlington\ChromData\CHC.i\20180313-29551.b\29551\_20.D  
 Lims ID: 200-42577-A-8  
 Client ID: 6491  
 Sample Type: Client  
 Inject. Date: 14-Mar-2018 02:26:30 ALS Bottle#: 20 Worklist Smp#: 20  
 Purge Vol: 200.000 mL Dil. Factor: 1.0000  
 Sample Info: 200-0029551-020  
 Operator ID: pad Instrument ID: CHC.i  
 Method: \\ChromNA\Burlington\ChromData\CHC.i\20180313-29551.b\TO15\_MasterMethod\_(v1)\_CHC.i.m  
 Limit Group: AI\_TO15\_ICAL  
 Last Update: 14-Mar-2018 16:51:20 Calib Date: 26-Jan-2018 01:35:30  
 Integrator: RTE ID Type: Deconvolution ID  
 Quant Method: Internal Standard Quant By: Initial Calibration  
 Last ICal File: \\ChromNA\Burlington\ChromData\CHC.i\20180125-28916.b\28916\_12.D  
 Column 1 : RTX-624 ( 0.32 mm) Det: MS SCAN  
 Process Host: XAWRK007

First Level Reviewer: bunmaa

Date: 14-Mar-2018 16:51:20

Compound	Sig	RT (min.)	Adj RT (min.)	Dlt RT (min.)	Q	Response	OnCol Amt ppb v/v	Flags
1 Propene	41		2.967				ND	
2 Dichlorodifluoromethane	85		3.031				ND	
3 Chlorodifluoromethane	51		3.085				ND	
4 1,2-Dichloro-1,1,2,2-tetra	85		3.293				ND	
5 Chloromethane	50		3.426				ND	
6 Butane	43		3.629				ND	
7 Vinyl chloride	62		3.666				ND	
8 Butadiene	54		3.741				ND	
10 Bromomethane	94		4.414				ND	
11 Chloroethane	64		4.654				ND	
13 Vinyl bromide	106		5.043				ND	
14 Trichlorofluoromethane	101		5.155				ND	
17 Ethanol	45		5.732				ND	
20 1,1,2-Trichloro-1,2,2-trif	101		6.249				ND	
21 1,1-Dichloroethene	96		6.276				ND	
22 Acetone	43		6.500				ND	Ua
23 Carbon disulfide	76		6.655				ND	
24 Isopropyl alcohol	45		6.826				ND	
25 3-Chloro-1-propene	41		7.071				ND	
27 Methylene Chloride	49		7.365				ND	
28 2-Methyl-2-propanol	59		7.600				ND	
29 Methyl tert-butyl ether	73		7.781				ND	
31 trans-1,2-Dichloroethene	61		7.818				ND	
33 Hexane	57		8.219				ND	
34 1,1-Dichloroethane	63		8.688				ND	
35 Vinyl acetate	43		8.774				ND	
37 cis-1,2-Dichloroethene	96		9.809				ND	
38 2-Butanone (MEK)	72		9.846				ND	
39 Ethyl acetate	88		9.911				ND	
S 30 1,2-Dichloroethene, Total	61		10.200				ND	
41 Tetrahydrofuran	42		10.273				ND	
* 40 Chlorobromomethane	128	10.268	10.273	-0.005	90	214198	10.0	

Compound	Sig	RT (min.)	Adj RT (min.)	Dlt RT (min.)	Q	Response	OnCol Amt ppb v/v	Flags
42 Chloroform	83		10.418				ND	
43 Cyclohexane	84		10.658				ND	
44 1,1,1-Trichloroethane	97		10.679				ND	
45 Carbon tetrachloride	117		10.941				ND	
46 Isooctane	57		11.394				ND	
47 Benzene	78		11.400				ND	
48 1,2-Dichloroethane	62		11.581				ND	
49 n-Heptane	43		11.800				ND	
* 50 1,4-Difluorobenzene	114	12.259	12.259	0.000	98	1131733	10.0	
53 Trichloroethene	95		12.734				ND	
54 1,2-Dichloropropane	63		13.273				ND	
55 Methyl methacrylate	69		13.465				ND	
56 1,4-Dioxane	88		13.508				ND	
57 Dibromomethane	174		13.534				ND	
58 Dichlorobromomethane	83		13.849				ND	
60 cis-1,3-Dichloropropene	75		14.799				ND	
61 4-Methyl-2-pentanone (MIBK)	43		15.082				ND	
65 Toluene	92		15.397				ND	
66 trans-1,3-Dichloropropene	75		16.000				ND	
67 1,1,2-Trichloroethane	83		16.368				ND	
68 Tetrachloroethene	166		16.491				ND	
69 2-Hexanone	43		16.816				ND	
71 Chlorodibromomethane	129		17.137				ND	
72 Ethylene Dibromide	107		17.393				ND	
* 74 Chlorobenzene-d5	117	18.300	18.300	0.000	96	1142146	10.0	
75 Chlorobenzene	112		18.359				ND	
76 Ethylbenzene	91		18.519				ND	U
78 m-Xylene & p-Xylene	106		18.764				ND	
79 o-Xylene	106		19.602				ND	
80 Styrene	104		19.656				ND	
81 Bromoform	173		20.088				ND	
S 73 Xylenes, Total	106		20.100				ND	
82 Isopropylbenzene	105		20.312				ND	
84 1,1,2,2-Tetrachloroethane	83		20.979				ND	
85 N-Propylbenzene	91		21.049				ND	
88 4-Ethyltoluene	105		21.246				ND	
89 2-Chlorotoluene	91		21.246				ND	
90 1,3,5-Trimethylbenzene	105		21.353				ND	
92 tert-Butylbenzene	119		21.849				ND	
93 1,2,4-Trimethylbenzene	105		21.945				ND	
94 sec-Butylbenzene	105		22.180				ND	
95 4-Isopropyltoluene	119		22.383				ND	
96 1,3-Dichlorobenzene	146		22.410				ND	
97 1,4-Dichlorobenzene	146		22.548				ND	
98 Benzyl chloride	91		22.740				ND	
100 n-Butylbenzene	91		22.949				ND	
101 1,2-Dichlorobenzene	146		23.071				ND	
103 1,2,4-Trichlorobenzene	180		25.489				ND	
104 Hexachlorobutadiene	225		25.681				ND	
105 Naphthalene	128		25.943				ND	

**QC Flag Legend**

Review Flags

U - Marked Undetected

a - User Assigned ID

**Reagents:**

ATTO15CISs\_00010

Amount Added: 20.00

Units: mL

Run Reagent

- 1
- 2
- 3
- 4
- 5
- 6
- 7
- 8
- 9
- 10
- 11
- 12
- 13
- 14
- 15

TestAmerica Burlington

Data File: \\ChromNA\Burlington\ChromData\CHC.i\20180313-29551.b\29551\_20.D

Injection Date: 14-Mar-2018 02:26:30

Instrument ID: CHC.i

Operator ID: pad

Lims ID: 200-42577-A-8

Lab Sample ID: 200-42577-8

Worklist Smp#: 20

Client ID: 6491

Purge Vol: 200.000 mL

Dil. Factor: 1.0000

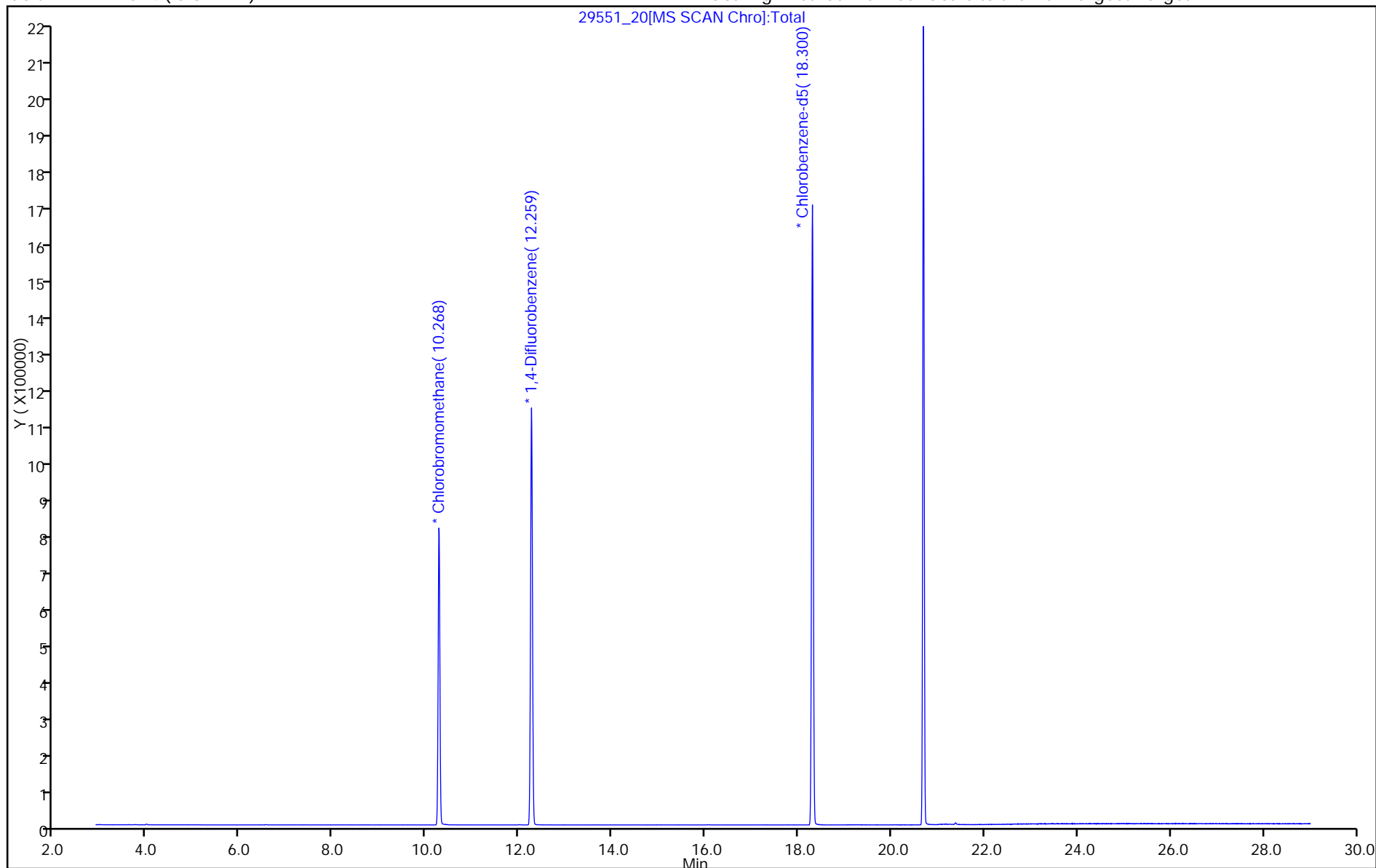
ALS Bottle#: 20

Method: TO15\_MasterMethod\_(v1)\_CHC.i

Limit Group: AI\_TO15\_ICAL

Column: RTX-624 (0.32 mm)

Y Scaling: Method Defined: Scale to the Nth Largest Target: 1

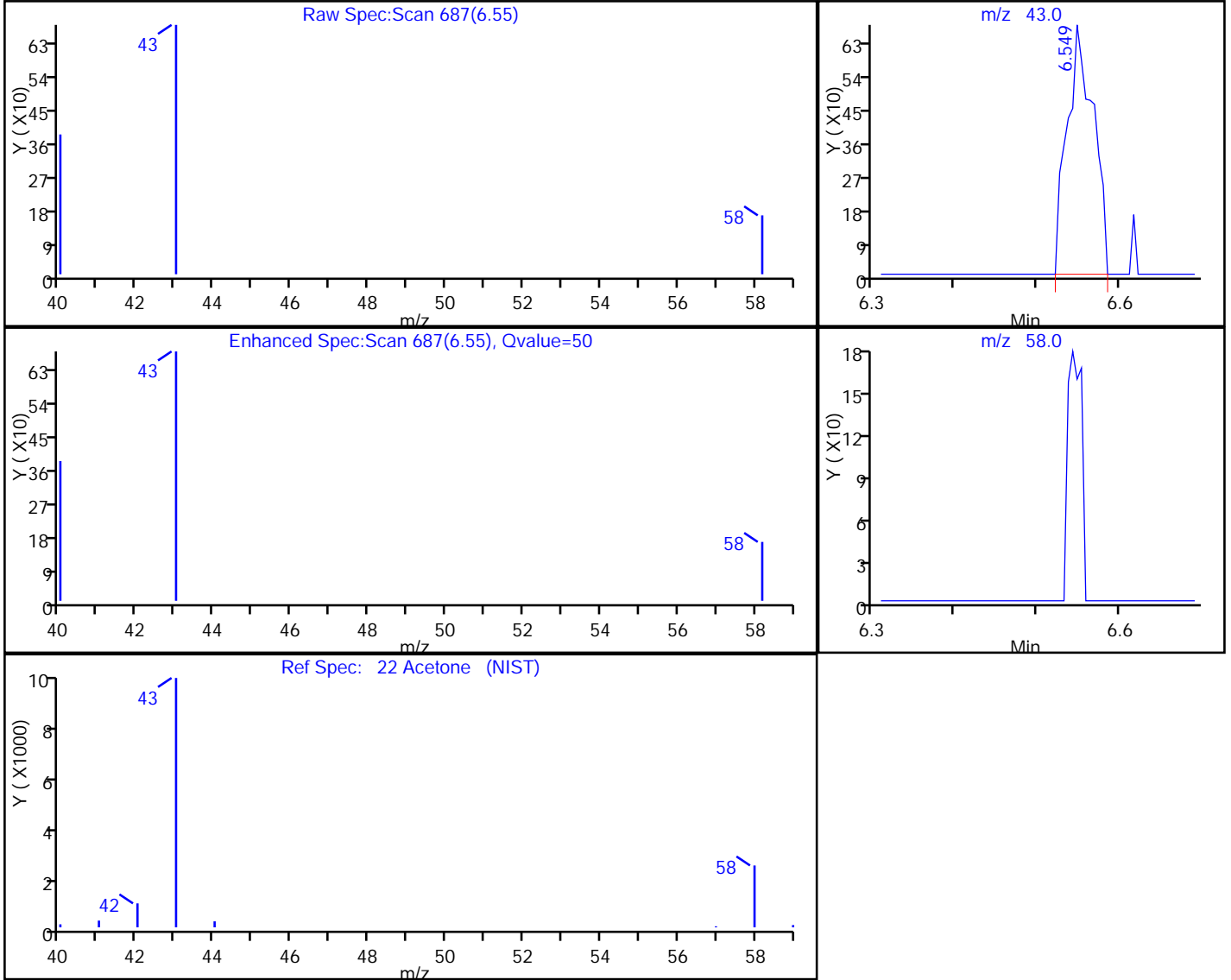


TestAmerica Burlington

Data File: \\ChromNA\Burlington\ChromData\CHC.i\20180313-29551.b\29551\_20.D  
 Injection Date: 14-Mar-2018 02:26:30 Instrument ID: CHC.i  
 Lims ID: 200-42577-A-8 Lab Sample ID: 200-42577-8  
 Client ID: 6491  
 Operator ID: pad ALS Bottle#: 20 Worklist Smp#: 20  
 Purge Vol: 200.000 mL Dil. Factor: 1.0000  
 Method: TO15\_MasterMethod\_(v1)\_CHC.i Limit Group: AI\_TO15\_ICAL  
 Column: RTX-624 (0.32 mm) Detector MS SCAN

22 Acetone, CAS: 67-64-1

Processing Results



RT	Mass	Response	Amount
6.55	43.00	1517	0.047046
6.56	58.00	0	

Reviewer: bunmaa, 14-Mar-2018 16:51:20  
 Audit Action: Marked Compound Undetected

Audit Reason: Invalid Compound ID

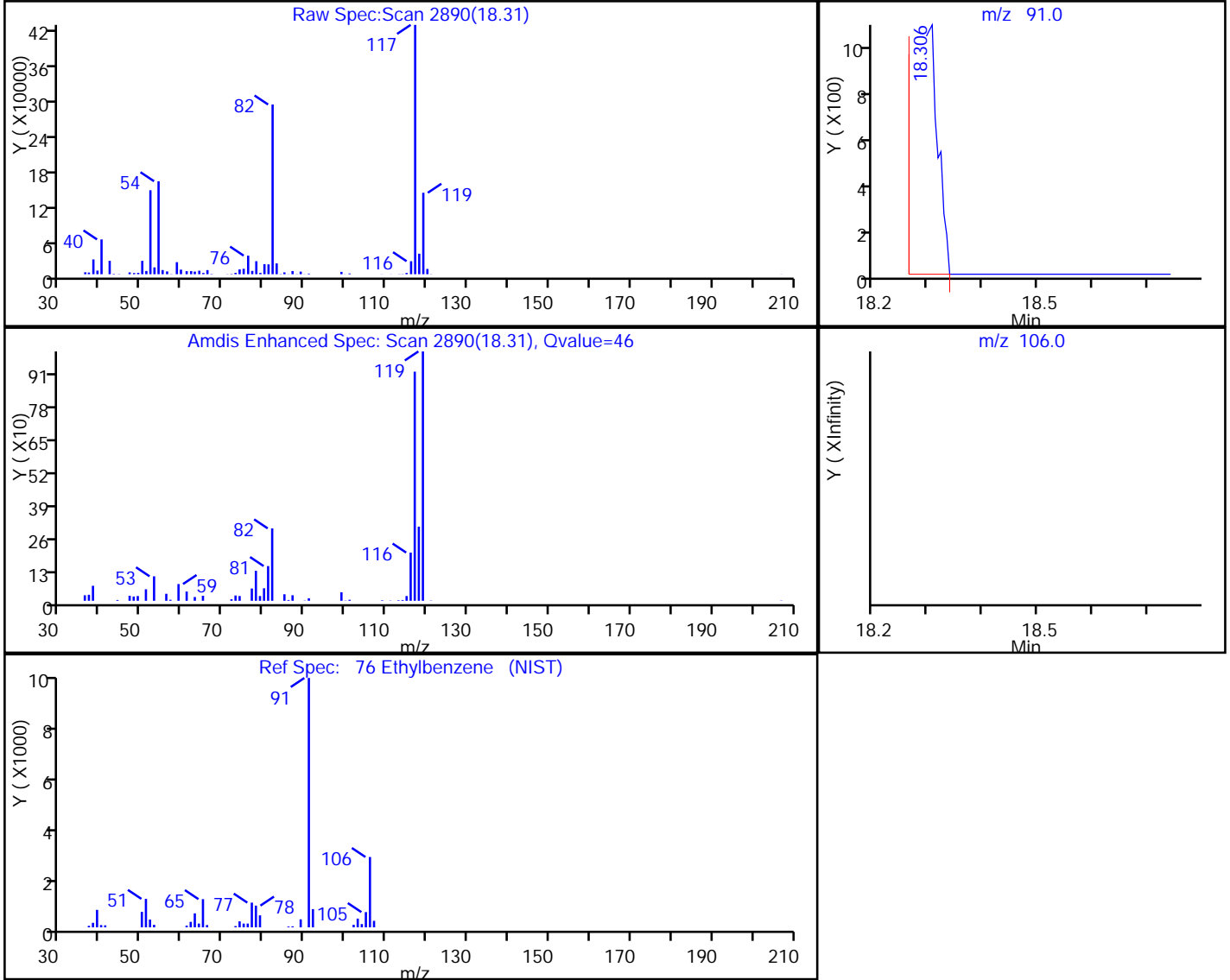


TestAmerica Burlington

Data File: \\ChromNA\Burlington\ChromData\CHC.i\20180313-29551.b\29551\_20.D  
 Injection Date: 14-Mar-2018 02:26:30 Instrument ID: CHC.i  
 Lims ID: 200-42577-A-8 Lab Sample ID: 200-42577-8  
 Client ID: 6491  
 Operator ID: pad ALS Bottle#: 20 Worklist Smp#: 20  
 Purge Vol: 200.000 mL Dil. Factor: 1.0000  
 Method: TO15\_MasterMethod\_(v1)\_CHC.i Limit Group: AI\_TO15\_ICAL  
 Column: RTX-624 (0.32 mm) Detector: MS SCAN

76 Ethylbenzene, CAS: 100-41-4

Processing Results



RT	Mass	Response	Amount
18.31	91.00	2531	0.028749
18.52	106.00	0	

Reviewer: bunmaa, 14-Mar-2018 16:51:20  
 Audit Action: Marked Compound Undetected

Audit Reason: Invalid Compound ID

