



Minnesota Pollution Control Agency

General Excavation Report Worksheet

Guidance Document 3-02

Complete the worksheet below to document excavation and treatment of petroleum contaminated soil removed **prior to** a Site Investigation and/or during tank removals and/or upgrades. If soil is excavated as an MPCA-approved corrective action **after** a Site Investigation is conducted, complete Guidance Document 3-02a *Corrective Action Excavation Report Worksheet*. Conduct excavations in accordance with Guidance Document 3-01 *Excavation of Petroleum Contaminated Soil*. Please type or print clearly. Do not revise or delete text or questions from this report form.

The excavation worksheet 3-02 deadline is 10 months from the date of receipt of the MPCA "Petroleum Storage Tank Release Investigation and Corrective Action" letter. MPCA staff may establish a shorter deadline for high priority sites.

PART I: BACKGROUND

A. Site: *Oasis Junction*
MPCA Site ID#: *5709*

Street: *1711 Hwy. 210*
City, Zip: *Carlton 55718*
County: *Carlton*

C. Excavating Contractor:
Twin Ports Excavating
Contact: *Kevin Lund*
Telephone: *218-343-3312*
Tank Contractor Certification Number: *695*

E. Others on-site during site work (e.g., fire marshal, local officials, MPCA staff, etc.): *Jeff Brandon, MPCA*

F. Site Location Information: Attach Guidance Document 1-03a *Spatial Data Reporting Form* if it has not already been submitted or will not be submitted as part of Guidance Document 4-06 *Investigation Report Form*.

B. Tank Owner: *Inter City Oil Company, Inc.*

Mailing Address:

Street/Box: *P. O. Box 3048*
City, Zip: *Duluth 55803*
Telephone: *218-728-3641*

D. Consultant: *Millsop Associates, Inc.*

Contact: *Mark Millsop*
Street/Box: *P. O. Box 236*
City, Zip: *Crosby 56441*
Telephone: *218-763-2907*

Note: If person other than tank owner and/or operator is conducting the cleanup, provide name, address, and relationship to site on a separate attached sheet.

PART II: DATES

A. Date release reported to MPCA: *October 13, 2016 (re-reported)*

B. Dates site work performed (tanks removed, piping removed, soil excavation, soil borings, etc.):

Work Performed	Date
<i>Removal of three gasoline USTs and 2 diesel USTs</i>	<i>October 12, 2016</i>

PART III: SITE AND RELEASE INFORMATION

A. Describe the land use and pertinent geographic features within 1,000 feet of the site.
(i.e. residential property, industrial, wetlands, etc.)

Mixture of commercial and greenspace.

B. Provide the following information for all tanks removed and any remaining at the site:

Table 1.

Tank #	Tank ** Material	UST or AST	Capacity (gallons)	Contents (product type)	Year installed	Tank Status*	Condition of Tank
1	Steel	UST	12,000	Diesel	Unk.	Removed 2016	Good
2	Steel	UST	20,000	Diesel	Unk.	Removed 2016	Good
3	Steel	UST	10,000	Gasoline	Unk.	Removed 2016	Good
4	Steel	UST	10,000	Gasoline	Unk.	Removed 2016	Good
5	Steel	UST	10,000	Gasoline	Unk.	Removed 2016	Good

*Indicate: *removed (date), abandoned in place (date), or currently used, upgraded tank, installation of new tank.* ** *F for fiberglass or S for Steel*

Notes:

Piping Material (check all that apply): Steel, Fiberglass, Flexible Plastic, Copper, Other

C. Describe the location and status of the other components of the tank system(s) (i.e., transfer locations, valves, piping and dispensers) for those tanks listed above.

- D. Identify the source(s) of the release or contamination encountered. Only check those options that were verified, if source is unknown check Other and describe:
 Piping, Tank, Dispenser, Pump/Turbine, Delivery Problem, Other (Historical)
- E. Identify the cause of the release (tank and/or piping).
Check all that apply: Corrosion, Install Problem, Spill, Unknown,
 Mechanical or Physical Damage, Other *Historical*
- F. Identify the method the release was detected.
Check all that apply: Removal, Line Leak Detection, Tank Leak Detection,
 Visual/Olfactory, Site Assessment, Other *Historical*
- G. Identify any surface soil contamination. *None was identified.*
- H. What was the volume of the release? (if known): *Unknown*
- I. Historic contamination present (unknown origin?). Yes, No
- J. When did the release occur? (if known): *Unknown*
- K. Describe source of on-site drinking water. *On-site well*
- L. Has the site ever, at any point had an E-85 tank? Yes No

PART IV: EXCAVATION INFORMATION

- A. Dimensions of excavation(s): Length *68'* Width *32'* Depth *16'*
- B. Original tank backfill material (sand, gravel, etc.), if applicable: *Sand and pea gravel*
- C. Native soil type (clay, sand, etc.): *Reddish brown fine to medium sand, some bluish green clay and brown silt*
- D. Quantity of contaminated soil removed for treatment (cubic yards): *0*
(Indicate on the site map where the petroleum contaminated soil was excavated)
- How many cubic yards of the removed soil was petroleum saturated? *0*
(Indicate on the site map where the petroleum saturated soil was excavated)
- [Note: If the volume removed is more than allowed in Guidance Document 3-01 *Excavation of Petroleum Contaminated Soil*, please document MPCA staff approval.]
- E. Were new tanks and/or piping and dispensers installed? *Pending*. If yes, what volume of contaminated soil was excavated to accommodate the installation of the new tanks and piping?

- F. If contaminated soil was removed to accommodate the installation of new tanks and/or piping, show your calculations for the amount of soil removal allowed using Table 3 in Guidance Document 3-01 *Excavation of Petroleum Contaminated Soil*.
- G. Was ground water encountered or a suspected perched water layer or was there evidence of a seasonally high ground water table (i.e. mottling)? *No* At what depth?
- H. If ground water was not encountered during the excavation, what is the expected depth of ground water? *~20 feet*
- I. Additional investigation to determine the need for a Limited Site Investigation is necessary at sites with sandy or silty sandy soil, a water table within 25 feet of the ground surface, and visual or other evidence of soil remaining contamination. See Table 2 in Guidance Document 3-01 *Excavation of Petroleum Contaminated Soil*. If a soil boring is necessary, describe the soil screening and analytical results. Attach the boring logs and laboratory results to this report.
- J. If no soil boring was performed, explain.

Borings were completed previously for a RI and the leaksite file was closed.

- K. If ground water was encountered or if a soil boring was conducted, was there evidence of ground water contamination? *Yes* Describe this evidence of contamination, e.g., free product (specify thickness), product sheen, ground water in contact with petroleum contaminated soil, water analytical results, etc. **Note:** If you observe free product, contact MPCA staff immediately, as outlined in Guidance Document 2-02 *Free Product: Evaluation and Recovery*.

Groundwater contamination and free product was encountered during the RI previously conducted at the site; several monitoring wells were formerly installed at the site.

- L. Was bedrock encountered in the excavation? (yes/ no) At what depth?

- M. Were other unique conditions associated with this site? (yes/ no) If so, explain.

The property has been sold by ICO and the new owner plans on redeveloping the site as a C-Store. There will be extensive excavation work completed to install the new USTs and piping, along with the building footings and utilities. We understand that petroleum impacted soil that may be encountered will be managed properly, in accordance with MPCA guidelines.

PART V: SAMPLING INFORMATION

A. Briefly describe the field screening methods used to distinguish contaminated from uncontaminated soil:

A PID was used with a 10.6 eV probe. The MPCA bag headspace procedure was utilized to sample for organic vapors.

B. List soil vapor headspace analysis results collected during excavation of tanks, lines and dispensers, valves, and transfer locations. (i.e., soils left in place when excavation is complete). Code the samples with sampling depths in parentheses as follows: sidewall samples S-1 (8 feet), S-2 (4 feet), etc.; bottom samples B-1 (13 feet), B-2 (14 feet), removed soil R-1 (4 feet), R-1 (8 feet), etc.; stockpile samples SP-1, etc; line samples L-1, L2, etc.; transfer locations T-1 (4 feet), T-1 (8 feet), etc.; dispensers D-1 (4 feet), etc. **Be sure the sample codes correspond with the site map in part VI, below.**

Sample Code	Soil Type	Reading ppm	Sample Code	Soil Type	Reading ppm
B-1 (14')	Sand	212	D-3 (4')	Sand	467
B-2 (14')	Sand	81.0	D-4 (4')	Sand	503
B-3 (16')	Sand/Clay	37.2	D-5 (4')	Sand	488
B-4 (16')	Sand/Clay	157.6	D-6 (4')	Sand	479
B-5 (14')	Sand/Clay	422	D-7 (4')	Sand	403
B-6 (14')	Sand	117	D-8 (4')	Sand	355
B-7 (14')	Sand	258	D-9 (4')	Sand	40.6
B-8 (14')	Sand	79.8	D-10 (4')	Sand	272
B-9 (14')	Sand	5.6	S-1 (7')	Sand	0
B-10 (14')	Sand	1.3	S-2 (7')	Sand	0.5
D-1 (4')	Sand	398	S-3 (7')	Sand	3.2
D-2 (4')	Sand	290	S-4 (7')	Sand	0.1

- C. Was the “removed soil” placed back into the excavation basin? (yes/ no)
If no, please complete Part VIII: Soil Treatment Information section. If yes, a Limited Site Investigation is necessary (see Guidance Document 4-01 *Soil and Ground Water Assessments Performed during Site Investigations*).

- D. Briefly describe the soil analytical sampling and handling procedures used:

New gloves and sampling containers were used, and samples were collected from fresh surfaces. The samples were preserved and were shipped to the laboratory under chain of custody.

- E. List below all soil sample analytical results from bottom and side wall samples collected after excavation of tanks, lines and dispensers, valves, and transfer locations (i.e., soils left in place when excavation is complete). Code the samples with sampling depths in parentheses as follows: sidewall samples S-1 (8 feet), S-2 (4 feet), etc.; bottom samples B-1 (13 feet), B-2 (14 feet), removed soil R-1 (4 feet), R-1 (8 feet), etc.; stockpile samples SP-1, etc; line samples L-1, L2, etc.; transfer locations T-1 (4 feet), T-1 (8 feet), etc.; dispensers D-1 (4 feet), etc.; **Be sure the sample codes correspond to the site map required in part VI.**

Sample Code	GRO/ DRO	Benzene mg/kg	Ethyl- benzene mg/kg	Toluene mg/kg	Xylenes mg/kg	MTBE mg/kg	Lead mg/kg
B-1 (14')	13,900 DRO	<0.567	2.07	<0.567	9.10	<0.567	NA
B-2 (14')	16.7 DRO	<0.510	2.36	<0.510	3.63	<0.510	NA
B-3 (16')	26.5 DRO	<0.111	0.154	<0.111	1.09	<0.111	NA
B-4 (16')	769 DRO	<0.110	<0.110	<0.110	<0.330	<0.110	NA
B-5 (14')	1,740 GRO	<0.574	4.32	<0.574	266	<0.574	NA
B-6 (14')	17.2 GRO	<0.115	<0.115	<0.115	<0.346	<0.115	NA
B-7 (14')	279 GRO	<0.506	<0.506	<0.506	5.36	<0.506	NA
B-8 (14')	45.9 GRO	0.125	0.727	1.67	4.19	<0.0946	NA
B-9 (14')	<11.0 GRO	<0.110	<0.110	<0.110	<0.329	<0.110	NA
B-10 (14')	<9.75 GRO	<0.0975	<0.0975	<0.0975	<0.293	<0.0975	NA

Sample Code	GRO/ DRO	Benzene mg/kg	Ethyl- benzene mg/kg	Toluene mg/kg	Xylenes mg/kg	MTBE mg/kg	Lead mg/kg
D-1 (4')	989 GRO 7,100 DRO	<0.115	<0.115	<0.115	0.580	<0.115	NA
D-2 (4')	35.9 GRO 1,170 DRO	<0.101	<0.101	0.126	<0.304	<0.101	NA
D-3 (4')	940 GRO 15,300 DRO	<0.0991	0.127	0.434	0.741	<0.0991	NA
D-4 (4')	864 GRO 8,620 DRO	<0.111	0.153	0.330	0.905	<0.111	NA
D-5 (4')	826 GRO 23,300 DRO	<0.577	<0.577	0.790	<1.73	<0.577	NA
D-6 (4')	2,840 GRO 13,000 DRO	<0.510	5.20	<0.510	17.0	<0.510	NA
D-7 (4')	2,060 GRO	<0.525	4.09	0.864	11.4	<0.525	NA
D-8 (4')	495 GRO	<0.486	<0.486	<0.486	<1.46	<0.486	NA
D-9 (4')	27.9 GRO	<0.102	<0.102	<0.102	<0.307	<0.102	NA
D-10 (4')	978 GRO	<0.113	<0.113	<0.113	0.548	<0.113	NA

Note: Attach copies of laboratory reports and chain of custody forms.

PART VI: FIGURES

Attach the following figures to this report:

1. Site location map.
2. Site map(s) drawn to scale illustrating the following:
 - a. Location of all present and former tanks, piping, and dispensers;
 - b. Location of surface soil contamination
 - c. Location of other structures (buildings, canopies, etc.);
 - d. Adjacent city, township, or county roadways;
 - e. Dimensions of excavation(s), including contour lines (maximum 2-foot contour intervals) to represent the depths of the final excavation(s);
 - f. Location of soil screening samples (e.g. R-1), soil analytical samples (e.g., S-1 or B-1), and any soil borings (e.g., SB-1). Also, attach all boring logs.
 - g. North arrow, bar scale and map legend.

- h. Provide location of any on-site water wells. If on-site water wells exist, please provide well logs and/or construction diagrams.
- i. Locations of new tanks, piping and dispensers, if installed.

PART VII: CONCLUSIONS AND RECOMMENDATIONS

Recommendation for site:

- site closure
- additional investigation

Justify the recommendations for the site. If no further action is necessary, the MPCA staff will review this report following notification of soil treatment.

The leaksite file was previously closed, and the recent results do not exceed the results for the sampling conducted during the previous RI. Further, the leak detection compliance documents do not indicate that any releases have occurred, since ICO purchased the site in 1999. Therefore, we recommend that the file remain closed.

PART VIII: SOIL TREATMENT INFORMATION

- A. Soil treatment method used (thermal, land application, composting, other). If you choose "other" specify treatment method:
- B. Location of treatment site/facility:
- C. Date MPCA approved soil treatment (if thermal treatment was used, indicate date that the MPCA-permitted thermal treatment facility agreed to accept soil):
- D. Identify the location of stockpiled contaminated soil:

PART IX: CONSULTANT (OR OTHER) PREPARING THIS REPORT

By signing this document, I/we acknowledge that we are submitting this document on behalf of and as agents of the responsible person or volunteer for this leak site. I/we acknowledge that if information in this document is inaccurate or incomplete, it will delay the completion of remediation and may harm the environment and may result in reduction of reimbursement awards. In addition, I/we acknowledge on behalf of the responsible person or volunteer for this leak site that if this document is determined to contain a false material statement, representation, or certification, or if it omits material information, the responsible person or volunteer may be found to be in violation of Minn. Stat. § 115.075 (1994) or Minn. 7000.0300 (Duty of Candor), and that the responsible person or volunteer may be liable for civil penalties.

MPCA staff are instructed to reject unsigned excavation reports or if the report form has been altered.

Name and Title:

Signature:

Date signed:

Mark Millsop,
Principal Hydrogeologist



11-20-16

Company and mailing address:

Millsop Associates, Inc.
P. O. Box 236
Crosby, MN 56441

Telephone

218-763-2907

Fax: 218-763-2908

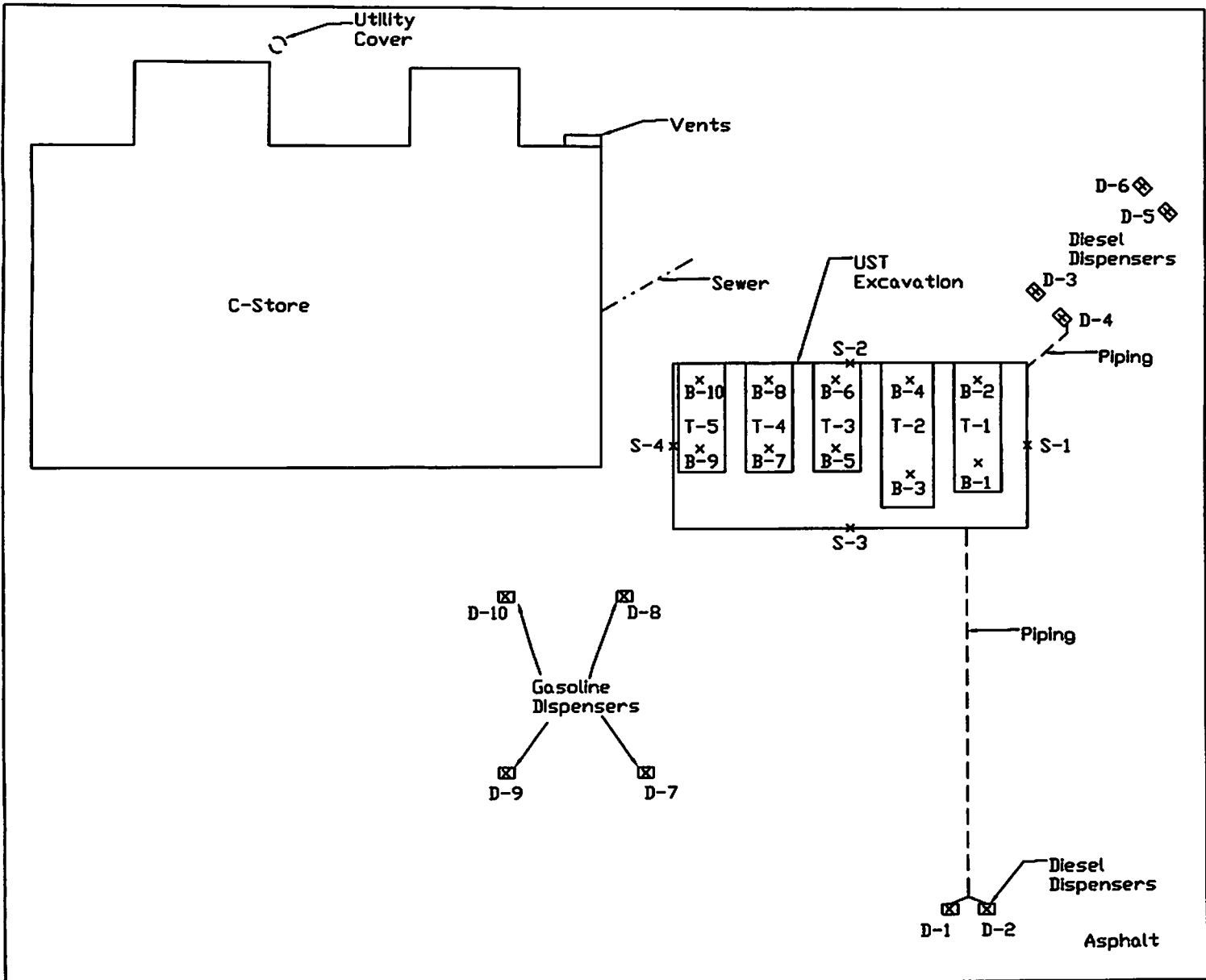
If additional investigation is not necessary, please mail this form and all necessary attachments to the MPCA project manager. If additional investigation is necessary, include this form as an appendix to Guidance Document 4-06 *Investigation Report Form*. **MPCA staff will not review excavation reports indicating a limited site investigation is necessary unless the limited site investigation has been completed.**

Web pages and phone numbers

MPCA staff	http://pca.state.mn.us/pca/staff/index.cfm
MPCA toll free	1-800-657-3864
Petroleum Remediation Program web page	http://www.pca.state.mn.us/programs/lust_p.html
MPCA Infor. Request	http://www.pca.state.mn.us/about/inforequest.html
MPCA Petroleum Brownfields Program	http://www.pca.state.mn.us/programs/vpic_p.html
PetroFund Web Page	http://www.state.mn.us/cgi-bin/portal/mn/jsp/content.do?id=-536881377&agency=Commerce
PetroFund Phone	651-297-1119, or 1-800-638-0418
State Duty Officer	651-649-5451 or 1-800-422-0798

Upon request, this document can be made available in other formats, including Braille, large print and audio tape. TTY users call 651/282-5332 or 1-800-657-3864 (voice/TTY).

Printed on recycled paper containing at least 10 percent fibers from paper recycled by consumers.



Legend

x MAI Soil Sample Location

Note: Utility locations shown are estimated and this map should not be used in lieu of contacting Gopher State One Call.



APPROXIMATE SCALE



MILLSOP ASSOCIATES, INC.

P.O. BOX 236
35797 DOLNEY LAKE ROAD
CROSBY, MINNESOTA 56441
218-763-2907

APPROXIMATE SITE DIAGRAM
ICO STORE
CARLTON, MINNESOTA

NOVEMBER 2016

MAI PROJECT NO. M-16-1100

TestAmerica

THE LEADER IN ENVIRONMENTAL TESTING

ANALYTICAL REPORT

TestAmerica Laboratories, Inc.
TestAmerica Cedar Falls
704 Enterprise Drive
Cedar Falls, IA 50613
Tel: (319)277-2401

TestAmerica Job ID: 310-91980-1
TestAmerica Sample Delivery Group: M-1100
Client Project/Site: Junction Oasis ICO - Carlton, MN

For:
Millsop Associates, inc
35797 Dolney Lake Road
PO BOX 236
Crosby, Minnesota 56441

Attn: Mr. Mark Millsop

Angela Muehling

Authorized for release by:
10/26/2016 1:14:23 PM

Angela Muehling, Project Manager I
(319)277-2401
angela.muehling@testamericainc.com

LINKS

Review your project results through
TotalAccess

Have a Question?

Ask The Expert

Visit us at:
www.testamericainc.com

This report has been electronically signed and authorized by the signatory. Electronic signature is intended to be the legally binding equivalent of a traditionally handwritten signature.

Results relate only to the items tested and the sample(s) as received by the laboratory.






Table of Contents

Cover Page	1
Table of Contents	2
Case Narrative	3
Sample Summary	4
Detection Summary	5
Client Sample Results	8
Definitions	29
Surrogate Summary	30
QC Sample Results	32
QC Association	36
Chronicle	39
Certification Summary	44
Method Summary	45
Chain of Custody	46
Receipt Checklists	52

Case Narrative

Client: Millsop Associates, inc
Project/Site: Junction Oasis ICO - Carlton, MN

TestAmerica Job ID: 310-91980-1
SDG: M-1100

Job ID: 310-91980-1

Laboratory: TestAmerica Cedar Falls

Narrative

Job Narrative 310-91980-1

Comments

No additional comments.

Receipt

The samples were received on 10/18/2016 9:00 AM and 10/19/2016 9:00 AM; the samples arrived in good condition, properly preserved and, where required, on ice. The temperatures of the 4 coolers at receipt time were 0.6° C, 0.9° C, 1.0° C and 3.7° C.

GC VOA

Method(s) WI-GRO: The following samples were diluted due to the nature of the sample matrix: B-1 (310-91980-2), B-2 (310-91980-3), B-5 (310-91980-6), B-7 (310-91980-8), D-5 (310-91980-16), D-6 (310-91980-17), D-7 (310-91980-18) and D-8 (310-91980-19). Elevated reporting limits (RLs) are provided.

Method(s) WI-GRO: The laboratory control sample duplicate (LCSD) for preparation batch 310-145655 and analytical batch 310-145643 recovered outside control limits for Wisconsin GRO. This analyte was biased high in the LCSD. Samples containing this analyte below the RL have been reported.

Method(s) WI-GRO: The continuing calibration verification (CCV) associated with batch 310-145643 recovered above the upper control limit for Wisconsin GRO(20.2%). Samples containing this analyte below the RL have been reported.

Method(s) WI-GRO: Surrogate recovery for the following samples were outside control limits: D-6 (310-91980-17) and D-7 (310-91980-18). Evidence of matrix interference is present; therefore, re-extraction and/or re-analysis was not performed.

Method(s) WI-GRO: Significant peaks, readily distinguished from background, were detected in the following samples within five minutes after the end of the analytical window defined by the last component eluting in the Gasoline Range Organics (GRO) mix (i.e., Naphthalene): B-7 (310-91980-8), D-1 (310-91980-12), D-2 (310-91980-13), D-3 (310-91980-14), D-4 (310-91980-15), D-5 (310-91980-16), D-8 (310-91980-19) and D-10 (310-91980-21).

No additional analytical or quality issues were noted, other than those described above or in the Definitions/Glossary page.

GC Semi VOA

Method(s) WI-DRO: Significant peaks, readily distinguished from background, were detected in the following sample within five minutes after the end of the analytical window defined by the last component eluting in the Diesel Range Organics (DRO) mix (i.e., n-Octacosane): B-4 (310-91980-5).

Method(s) WI-DRO: The laboratory control sample (LCS) and laboratory control sample duplicate (LCSD) for preparation batch 310-145342 and analytical batch 310-145830 recovered outside control limits for the following analyte: Diesel Range Organics (DRO). This analyte was biased low in the LCS and all associated samples have been re-analyzed for confirmation; therefore, the data have been reported.

No additional analytical or quality issues were noted, other than those described above or in the Definitions/Glossary page.

General Chemistry

No analytical or quality issues were noted, other than those described in the Definitions/Glossary page.

Organic Prep

No analytical or quality issues were noted, other than those described in the Definitions/Glossary page.

VOA Prep

No analytical or quality issues were noted, other than those described in the Definitions/Glossary page.

Sample Summary

Client: Millsop Associates, inc
Project/Site: Junction Oasis ICO - Carlton, MN

TestAmerica Job ID: 310-91980-1
SDG: M-1100

Lab Sample ID	Client Sample ID	Matrix	Collected	Received
310-91980-1	Trip Blank	Solid	10/12/16 00:00	10/18/16 09:00
310-91980-2	B-1	Soil	10/12/16 00:00	10/18/16 09:00
310-91980-3	B-2	Soil	10/12/16 00:00	10/18/16 09:00
310-91980-4	B-3	Soil	10/12/16 00:00	10/18/16 09:00
310-91980-5	B-4	Soil	10/12/16 00:00	10/18/16 09:00
310-91980-6	B-5	Soil	10/12/16 00:00	10/18/16 09:00
310-91980-7	B-6	Soil	10/12/16 00:00	10/18/16 09:00
310-91980-8	B-7	Soil	10/12/16 00:00	10/18/16 09:00
310-91980-9	B-8	Soil	10/12/16 00:00	10/18/16 09:00
310-91980-10	B-9	Soil	10/12/16 00:00	10/18/16 09:00
310-91980-11	B-10	Soil	10/12/16 00:00	10/18/16 09:00
310-91980-12	D-1	Soil	10/14/16 00:00	10/18/16 09:00
310-91980-13	D-2	Soil	10/14/16 00:00	10/18/16 09:00
310-91980-14	D-3	Soil	10/14/16 00:00	10/18/16 09:00
310-91980-15	D-4	Soil	10/14/16 00:00	10/18/16 09:00
310-91980-16	D-5	Soil	10/14/16 00:00	10/18/16 09:00
310-91980-17	D-6	Soil	10/14/16 00:00	10/18/16 09:00
310-91980-18	D-7	Soil	10/14/16 00:00	10/18/16 09:00
310-91980-19	D-8	Soil	10/14/16 00:00	10/18/16 09:00
310-91980-20	D-9	Soil	10/14/16 00:00	10/18/16 09:00
310-91980-21	D-10	Soil	10/14/16 00:00	10/18/16 09:00



Detection Summary

Client: Millsop Associates, inc
 Project/Site: Junction Oasis ICO - Carlton, MN

TestAmerica Job ID: 310-91980-1
 SDG: M-1100

Client Sample ID: Trip Blank

Lab Sample ID: 310-91980-1

No Detections.

Client Sample ID: B-1

Lab Sample ID: 310-91980-2

Analyte	Result	Qualifier	RL	MDL	Unit	Dil Fac	D	Method	Prep Type
Ethylbenzene	2.07		0.567		mg/Kg	5	☉	WI-GRO	Total/NA
Xylenes, Total	9.10		1.70		mg/Kg	5	☉	WI-GRO	Total/NA
Diesel Range Organics (DRO)	13900		70.4		mg/Kg	10	☉	WI-DRO	Total/NA

5

Client Sample ID: B-2

Lab Sample ID: 310-91980-3

Analyte	Result	Qualifier	RL	MDL	Unit	Dil Fac	D	Method	Prep Type
Ethylbenzene	2.36		0.510		mg/Kg	5	☉	WI-GRO	Total/NA
Xylenes, Total	3.63		1.53		mg/Kg	5	☉	WI-GRO	Total/NA
Diesel Range Organics (DRO)	16.7		5.99		mg/Kg	1	☉	WI-DRO	Total/NA

Client Sample ID: B-3

Lab Sample ID: 310-91980-4

Analyte	Result	Qualifier	RL	MDL	Unit	Dil Fac	D	Method	Prep Type
Ethylbenzene	0.154		0.111		mg/Kg	1	☉	WI-GRO	Total/NA
Xylenes, Total	1.09		0.333		mg/Kg	1	☉	WI-GRO	Total/NA
Diesel Range Organics (DRO)	26.5		6.47		mg/Kg	1	☉	WI-DRO	Total/NA

Client Sample ID: B-4

Lab Sample ID: 310-91980-5

Analyte	Result	Qualifier	RL	MDL	Unit	Dil Fac	D	Method	Prep Type
Diesel Range Organics (DRO)	769		6.88		mg/Kg	1	☉	WI-DRO	Total/NA

Client Sample ID: B-5

Lab Sample ID: 310-91980-6

Analyte	Result	Qualifier	RL	MDL	Unit	Dil Fac	D	Method	Prep Type
Ethylbenzene	4.32		2.29		mg/Kg	20	☉	WI-GRO	Total/NA
Wisconsin GRO	1740		229		mg/Kg	20	☉	WI-GRO	Total/NA
Xylenes, Total	266		6.88		mg/Kg	20	☉	WI-GRO	Total/NA

Client Sample ID: B-6

Lab Sample ID: 310-91980-7

Analyte	Result	Qualifier	RL	MDL	Unit	Dil Fac	D	Method	Prep Type
Wisconsin GRO	17.2		11.5		mg/Kg	1	☉	WI-GRO	Total/NA

Client Sample ID: B-7

Lab Sample ID: 310-91980-8

Analyte	Result	Qualifier	RL	MDL	Unit	Dil Fac	D	Method	Prep Type
Wisconsin GRO	279		50.6		mg/Kg	5	☉	WI-GRO	Total/NA
Xylenes, Total	5.36		1.52		mg/Kg	5	☉	WI-GRO	Total/NA

Client Sample ID: B-8

Lab Sample ID: 310-91980-9

Analyte	Result	Qualifier	RL	MDL	Unit	Dil Fac	D	Method	Prep Type
Benzene	0.125		0.0946		mg/Kg	1	☉	WI-GRO	Total/NA
Ethylbenzene	0.727		0.0946		mg/Kg	1	☉	WI-GRO	Total/NA
Toluene	1.67		0.0946		mg/Kg	1	☉	WI-GRO	Total/NA

This Detection Summary does not include radiochemical test results.

TestAmerica Cedar Falls

Detection Summary

Client: Millsop Associates, inc
 Project/Site: Junction Oasis ICO - Carlton, MN

TestAmerica Job ID: 310-91980-1
 SDG: M-1100

Client Sample ID: B-8 (Continued)

Lab Sample ID: 310-91980-9

Analyte	Result	Qualifier	RL	MDL	Unit	Dil Fac	D	Method	Prep Type
Wisconsin GRO	45.9		9.46		mg/Kg	1	☉	WI-GRO	Total/NA
Xylenes, Total	4.19		0.284		mg/Kg	1	☉	WI-GRO	Total/NA

5

Client Sample ID: B-9

Lab Sample ID: 310-91980-10

No Detections.

Client Sample ID: B-10

Lab Sample ID: 310-91980-11

No Detections.

Client Sample ID: D-1

Lab Sample ID: 310-91980-12

Analyte	Result	Qualifier	RL	MDL	Unit	Dil Fac	D	Method	Prep Type
Wisconsin GRO	989		116		mg/Kg	10	☉	WI-GRO	Total/NA
Xylenes, Total	0.580		0.346		mg/Kg	1	☉	WI-GRO	Total/NA
Diesel Range Organics (DRO)	7100	*	60.9		mg/Kg	10	☉	WI-DRO	Total/NA

Client Sample ID: D-2

Lab Sample ID: 310-91980-13

Analyte	Result	Qualifier	RL	MDL	Unit	Dil Fac	D	Method	Prep Type
Toluene	0.126		0.101		mg/Kg	1	☉	WI-GRO	Total/NA
Wisconsin GRO	35.9		10.1		mg/Kg	1	☉	WI-GRO	Total/NA
Diesel Range Organics (DRO)	1170	*	6.13		mg/Kg	1	☉	WI-DRO	Total/NA

Client Sample ID: D-3

Lab Sample ID: 310-91980-14

Analyte	Result	Qualifier	RL	MDL	Unit	Dil Fac	D	Method	Prep Type
Ethylbenzene	0.127		0.0991		mg/Kg	1	☉	WI-GRO	Total/NA
Toluene	0.434		0.0991		mg/Kg	1	☉	WI-GRO	Total/NA
Wisconsin GRO	940		99.1		mg/Kg	10	☉	WI-GRO	Total/NA
Xylenes, Total	0.741		0.297		mg/Kg	1	☉	WI-GRO	Total/NA
Diesel Range Organics (DRO)	15300	*	128		mg/Kg	20	☉	WI-DRO	Total/NA

Client Sample ID: D-4

Lab Sample ID: 310-91980-15

Analyte	Result	Qualifier	RL	MDL	Unit	Dil Fac	D	Method	Prep Type
Ethylbenzene	0.153		0.111		mg/Kg	1	☉	WI-GRO	Total/NA
Toluene	0.330		0.111		mg/Kg	1	☉	WI-GRO	Total/NA
Wisconsin GRO	864		111		mg/Kg	10	☉	WI-GRO	Total/NA
Xylenes, Total	0.905		0.333		mg/Kg	1	☉	WI-GRO	Total/NA
Diesel Range Organics (DRO)	8620	*	65.8		mg/Kg	10	☉	WI-DRO	Total/NA

Client Sample ID: D-5

Lab Sample ID: 310-91980-16

Analyte	Result	Qualifier	RL	MDL	Unit	Dil Fac	D	Method	Prep Type
Toluene	0.790		0.577		mg/Kg	5	☉	WI-GRO	Total/NA
Wisconsin GRO	826		57.7		mg/Kg	5	☉	WI-GRO	Total/NA
Diesel Range Organics (DRO)	23300	*	127		mg/Kg	20	☉	WI-DRO	Total/NA

This Detection Summary does not include radiochemical test results.

TestAmerica Cedar Falls

Detection Summary

Client: Millsop Associates, inc
 Project/Site: Junction Oasis ICO - Carlton, MN

TestAmerica Job ID: 310-91980-1
 SDG: M-1100

Client Sample ID: D-6

Lab Sample ID: 310-91980-17

Analyte	Result	Qualifier	RL	MDL	Unit	Dil Fac	D	Method	Prep Type
Ethylbenzene	5.20		0.510		mg/Kg	5	☐	WI-GRO	Total/NA
Wisconsin GRO	2840		204		mg/Kg	20	☐	WI-GRO	Total/NA
Xylenes, Total	17.0		1.53		mg/Kg	5	☐	WI-GRO	Total/NA
Diesel Range Organics (DRO)	13000		119		mg/Kg	20	☐	WI-DRO	Total/NA

5

Client Sample ID: D-7

Lab Sample ID: 310-91980-18

Analyte	Result	Qualifier	RL	MDL	Unit	Dil Fac	D	Method	Prep Type
Ethylbenzene	4.09		0.525		mg/Kg	5	☐	WI-GRO	Total/NA
Toluene	0.864		0.525		mg/Kg	5	☐	WI-GRO	Total/NA
Wisconsin GRO	2060		210		mg/Kg	20	☐	WI-GRO	Total/NA
Xylenes, Total	11.4		1.57		mg/Kg	5	☐	WI-GRO	Total/NA

Client Sample ID: D-8

Lab Sample ID: 310-91980-19

Analyte	Result	Qualifier	RL	MDL	Unit	Dil Fac	D	Method	Prep Type
Wisconsin GRO	495		48.6		mg/Kg	5	☐	WI-GRO	Total/NA

Client Sample ID: D-9

Lab Sample ID: 310-91980-20

Analyte	Result	Qualifier	RL	MDL	Unit	Dil Fac	D	Method	Prep Type
Wisconsin GRO	27.9		10.2		mg/Kg	1	☐	WI-GRO	Total/NA

Client Sample ID: D-10

Lab Sample ID: 310-91980-21

Analyte	Result	Qualifier	RL	MDL	Unit	Dil Fac	D	Method	Prep Type
Wisconsin GRO	978		113		mg/Kg	10	☐	WI-GRO	Total/NA
Xylenes, Total	0.548		0.338		mg/Kg	1	☐	WI-GRO	Total/NA

This Detection Summary does not include radiochemical test results.

TestAmerica Cedar Falls

Client Sample Results

Client: Millsop Associates, inc
 Project/Site: Junction Oasis ICO - Carlton, MN

TestAmerica Job ID: 310-91980-1
 SDG: M-1100

Client Sample ID: Trip Blank

Lab Sample ID: 310-91980-1

Date Collected: 10/12/16 00:00

Matrix: Solid

Date Received: 10/18/16 09:00

Method: WI-GRO - Wisconsin - Gasoline Range Organics (GC)

Analyte	Result	Qualifier	RL	MDL	Unit	D	Prepared	Analyzed	Dil Fac
Benzene	<0.100		0.100		mg/Kg		10/21/16 10:51	10/22/16 03:05	1
Ethylbenzene	<0.100		0.100		mg/Kg		10/21/16 10:51	10/22/16 03:05	1
Methyl tert-butyl ether	<0.100		0.100		mg/Kg		10/21/16 10:51	10/22/16 03:05	1
Toluene	<0.100		0.100		mg/Kg		10/21/16 10:51	10/22/16 03:05	1
Wisconsin GRO	<10.0		10.0		mg/Kg		10/21/16 10:51	10/22/16 03:05	1
Xylenes, Total	<0.300		0.300		mg/Kg		10/21/16 10:51	10/22/16 03:05	1

Surrogate	%Recovery	Qualifier	Limits	Prepared	Analyzed	Dil Fac
4-Bromofluorobenzene (Surr)	107		80 - 120	10/21/16 10:51	10/22/16 03:05	1



Client Sample Results

Client: Millsop Associates, inc
 Project/Site: Junction Oasis ICO - Carlton, MN

TestAmerica Job ID: 310-91980-1
 SDG: M-1100

Client Sample ID: B-1

Date Collected: 10/12/16 00:00

Date Received: 10/18/16 09:00

Lab Sample ID: 310-91980-2

Matrix: Soil

Percent Solids: 91.6

Method: WI-GRO - Wisconsin - Gasoline Range Organics (GC)

Analyte	Result	Qualifier	RL	MDL	Unit	D	Prepared	Analyzed	Dil Fac
Benzene	<0.567		0.567		mg/Kg	⊖	10/21/16 10:51	10/22/16 00:10	5
Ethylbenzene	2.07		0.567		mg/Kg	⊖	10/21/16 10:51	10/22/16 00:10	5
Methyl tert-butyl ether	<0.567		0.567		mg/Kg	⊖	10/21/16 10:51	10/22/16 00:10	5
Toluene	<0.567		0.567		mg/Kg	⊖	10/21/16 10:51	10/22/16 00:10	5
Xylenes, Total	9.10		1.70		mg/Kg	⊖	10/21/16 10:51	10/22/16 00:10	5

Surrogate	%Recovery	Qualifier	Limits	Prepared	Analyzed	Dil Fac
4-Bromofluorobenzene (Surr)	99		80 - 120	10/21/16 10:51	10/22/16 00:10	5

Method: WI-DRO - Wisconsin - Diesel Range Organics (GC)

Analyte	Result	Qualifier	RL	MDL	Unit	D	Prepared	Analyzed	Dil Fac
Diesel Range Organics (DRO)	13900		70.4		mg/Kg	⊖	10/19/16 13:03	10/22/16 09:25	10

Client Sample Results

Client: Millsop Associates, inc
 Project/Site: Junction Oasis ICO - Carlton, MN

TestAmerica Job ID: 310-91980-1
 SDG: M-1100

Client Sample ID: B-2
 Date Collected: 10/12/16 00:00
 Date Received: 10/18/16 09:00

Lab Sample ID: 310-91980-3
 Matrix: Soil
 Percent Solids: 93.6

Method: WI-GRO - Wisconsin - Gasoline Range Organics (GC)

Analyte	Result	Qualifier	RL	MDL	Unit	D	Prepared	Analyzed	Dil Fac
Benzene	<0.510		0.510		mg/Kg	⊖	10/21/16 10:51	10/22/16 00:45	5
Ethylbenzene	2.36		0.510		mg/Kg	⊖	10/21/16 10:51	10/22/16 00:45	5
Methyl tert-butyl ether	<0.510		0.510		mg/Kg	⊖	10/21/16 10:51	10/22/16 00:45	5
Toluene	<0.510		0.510		mg/Kg	⊖	10/21/16 10:51	10/22/16 00:45	5
Xylenes, Total	3.63		1.53		mg/Kg	⊖	10/21/16 10:51	10/22/16 00:45	5



Surrogate	%Recovery	Qualifier	Limits	Prepared	Analyzed	Dil Fac
4-Bromofluorobenzene (Surr)	97		80 - 120	10/21/16 10:51	10/22/16 00:45	5

Method: WI-DRO - Wisconsin - Diesel Range Organics (GC)

Analyte	Result	Qualifier	RL	MDL	Unit	D	Prepared	Analyzed	Dil Fac
Diesel Range Organics (DRO)	16.7		5.99		mg/Kg	⊖	10/19/16 13:03	10/22/16 09:57	1

Client Sample Results

Client: Millsop Associates, inc
 Project/Site: Junction Oasis ICO - Carlton, MN

TestAmerica Job ID: 310-91980-1
 SDG: M-1100

Client Sample ID: B-3
 Date Collected: 10/12/16 00:00
 Date Received: 10/18/16 09:00

Lab Sample ID: 310-91980-4
 Matrix: Soil
 Percent Solids: 92.6

Method: WI-GRO - Wisconsin - Gasoline Range Organics (GC)

Analyte	Result	Qualifier	RL	MDL	Unit	D	Prepared	Analyzed	Dil Fac
Benzene	<0.111		0.111		mg/Kg	⊙	10/21/16 10:51	10/21/16 16:38	1
Ethylbenzene	0.154		0.111		mg/Kg	⊙	10/21/16 10:51	10/21/16 16:38	1
Methyl tert-butyl ether	<0.111		0.111		mg/Kg	⊙	10/21/16 10:51	10/21/16 16:38	1
Toluene	<0.111		0.111		mg/Kg	⊙	10/21/16 10:51	10/21/16 16:38	1
Xylenes, Total	1.09		0.333		mg/Kg	⊙	10/21/16 10:51	10/21/16 16:38	1



Surrogate	%Recovery	Qualifier	Limits	Prepared	Analyzed	Dil Fac
4-Bromofluorobenzene (Surr)	112		80 - 120	10/21/16 10:51	10/21/16 16:38	1

Method: WI-DRO - Wisconsin - Diesel Range Organics (GC)

Analyte	Result	Qualifier	RL	MDL	Unit	D	Prepared	Analyzed	Dil Fac
Diesel Range Organics (DRO)	26.5		6.47		mg/Kg	⊙	10/19/16 13:03	10/22/16 10:29	1

Client Sample Results

Client: Millsop Associates, inc
 Project/Site: Junction Oasis ICO - Carlton, MN

TestAmerica Job ID: 310-91980-1
 SDG: M-1100

Client Sample ID: B-4
 Date Collected: 10/12/16 00:00
 Date Received: 10/18/16 09:00

Lab Sample ID: 310-91980-5
 Matrix: Soil
 Percent Solids: 90.8

Method: WI-GRO - Wisconsin - Gasoline Range Organics (GC)

Analyte	Result	Qualifier	RL	MDL	Unit	D	Prepared	Analyzed	Dil Fac
Benzene	<0.110		0.110		mg/Kg	⊖	10/21/16 10:51	10/21/16 18:22	1
Ethylbenzene	<0.110		0.110		mg/Kg	⊖	10/21/16 10:51	10/21/16 18:22	1
Methyl tert-butyl ether	<0.110		0.110		mg/Kg	⊖	10/21/16 10:51	10/21/16 18:22	1
Toluene	<0.110		0.110		mg/Kg	⊖	10/21/16 10:51	10/21/16 18:22	1
Xylenes, Total	<0.330		0.330		mg/Kg	⊖	10/21/16 10:51	10/21/16 18:22	1



Surrogate	%Recovery	Qualifier	Limits	Prepared	Analyzed	Dil Fac
4-Bromofluorobenzene (Surr)	111		80 - 120	10/21/16 10:51	10/21/16 18:22	1

Method: WI-DRO - Wisconsin - Diesel Range Organics (GC)

Analyte	Result	Qualifier	RL	MDL	Unit	D	Prepared	Analyzed	Dil Fac
Diesel Range Organics (DRO)	769		6.88		mg/Kg	⊖	10/19/16 13:03	10/22/16 11:01	1

Client Sample Results

Client: Millsop Associates, inc
 Project/Site: Junction Oasis ICO - Carlton, MN

TestAmerica Job ID: 310-91980-1
 SDG: M-1100

Client Sample ID: B-5

Lab Sample ID: 310-91980-6

Date Collected: 10/12/16 00:00

Matrix: Soil

Date Received: 10/18/16 09:00

Percent Solids: 90.9

Method: WI-GRO - Wisconsin - Gasoline Range Organics (GC)

Analyte	Result	Qualifier	RL	MDL	Unit	D	Prepared	Analyzed	Dil Fac
Benzene	<0.574		0.574		mg/Kg	⊙	10/24/16 12:01	10/24/16 19:22	5
Ethylbenzene	4.32		2.29		mg/Kg	⊙	10/21/16 10:51	10/22/16 01:20	20
Methyl tert-butyl ether	<0.574		0.574		mg/Kg	⊙	10/24/16 12:01	10/24/16 19:22	5
Toluene	<0.574		0.574		mg/Kg	⊙	10/24/16 12:01	10/24/16 19:22	5
Wisconsin GRO	1740		229		mg/Kg	⊙	10/21/16 10:51	10/22/16 01:20	20
Xylenes, Total	266		6.88		mg/Kg	⊙	10/21/16 10:51	10/22/16 01:20	20

Surrogate	%Recovery	Qualifier	Limits	Prepared	Analyzed	Dil Fac
4-Bromofluorobenzene (Surr)	116		80 - 120	10/21/16 10:51	10/22/16 01:20	20
4-Bromofluorobenzene (Surr)	111		80 - 120	10/24/16 12:01	10/24/16 19:22	5



Client Sample Results

Client: Millsop Associates, inc
 Project/Site: Junction Oasis ICO - Carlton, MN

TestAmerica Job ID: 310-91980-1
 SDG: M-1100

Client Sample ID: B-6
 Date Collected: 10/12/16 00:00
 Date Received: 10/18/16 09:00

Lab Sample ID: 310-91980-7
 Matrix: Soil
 Percent Solids: 90.1

Method: WI-GRO - Wisconsin - Gasoline Range Organics (GC)

Analyte	Result	Qualifier	RL	MDL	Unit	D	Prepared	Analyzed	Dil Fac
Benzene	<0.115		0.115		mg/Kg	☉	10/21/16 10:51	10/21/16 23:36	1
Ethylbenzene	<0.115		0.115		mg/Kg	☉	10/21/16 10:51	10/21/16 23:36	1
Methyl tert-butyl ether	<0.115		0.115		mg/Kg	☉	10/21/16 10:51	10/21/16 23:36	1
Toluene	<0.115		0.115		mg/Kg	☉	10/21/16 10:51	10/21/16 23:36	1
Wisconsin GRO	17.2		11.5		mg/Kg	☉	10/21/16 10:51	10/21/16 23:36	1
Xylenes, Total	<0.346		0.346		mg/Kg	☉	10/21/16 10:51	10/21/16 23:36	1
Surrogate	%Recovery	Qualifier	Limits				Prepared	Analyzed	Dil Fac
4-Bromofluorobenzene (Surr)	110		80 - 120				10/21/16 10:51	10/21/16 23:36	1



Client Sample Results

Client: Millsop Associates, inc
 Project/Site: Junction Oasis ICO - Carlton, MN

TestAmerica Job ID: 310-91980-1
 SDG: M-1100

Client Sample ID: B-7
 Date Collected: 10/12/16 00:00
 Date Received: 10/18/16 09:00

Lab Sample ID: 310-91980-8
 Matrix: Soil
 Percent Solids: 90.2

Method: WI-GRO - Wisconsin - Gasoline Range Organics (GC)

Analyte	Result	Qualifier	RL	MDL	Unit	D	Prepared	Analyzed	Dil Fac
Benzene	<0.506		0.506		mg/Kg	⊖	10/21/16 13:00	10/22/16 00:45	5
Ethylbenzene	<0.506		0.506		mg/Kg	⊖	10/21/16 13:00	10/22/16 00:45	5
Methyl tert-butyl ether	<0.506		0.506		mg/Kg	⊖	10/21/16 13:00	10/22/16 00:45	5
Toluene	<0.506		0.506		mg/Kg	⊖	10/21/16 13:00	10/22/16 00:45	5
Wisconsin GRO	279		50.6		mg/Kg	⊖	10/24/16 12:01	10/24/16 20:20	5
Xylenes, Total	5.36		1.52		mg/Kg	⊖	10/21/16 13:00	10/22/16 00:45	5



Surrogate	%Recovery	Qualifier	Limits	Prepared	Analyzed	Dil Fac
4-Bromofluorobenzene (Surr)	96		80 - 120	10/21/16 13:00	10/22/16 00:45	5
4-Bromofluorobenzene (Surr)	90		80 - 120	10/24/16 12:01	10/24/16 20:20	5

Client Sample Results

Client: Millsop Associates, inc
 Project/Site: Junction Oasis ICO - Carlton, MN

TestAmerica Job ID: 310-91980-1
 SDG: M-1100

Client Sample ID: B-8
 Date Collected: 10/12/16 00:00
 Date Received: 10/18/16 09:00

Lab Sample ID: 310-91980-9
 Matrix: Soil
 Percent Solids: 92.0

Method: WI-GRO - Wisconsin - Gasoline Range Organics (GC)

Analyte	Result	Qualifier	RL	MDL	Unit	D	Prepared	Analyzed	Dil Fac
Benzene	0.125		0.0946		mg/Kg	⊖	10/21/16 13:00	10/21/16 18:02	1
Ethylbenzene	0.727		0.0946		mg/Kg	⊖	10/21/16 13:00	10/21/16 18:02	1
Methyl tert-butyl ether	<0.0946		0.0946		mg/Kg	⊖	10/21/16 13:00	10/21/16 18:02	1
Toluene	1.67		0.0946		mg/Kg	⊖	10/21/16 13:00	10/21/16 18:02	1
Wisconsin GRO	45.9		9.46		mg/Kg	⊖	10/24/16 12:01	10/24/16 16:36	1
Xylenes, Total	4.19		0.284		mg/Kg	⊖	10/21/16 13:00	10/21/16 18:02	1
Surrogate	%Recovery	Qualifier	Limits				Prepared	Analyzed	Dil Fac
4-Bromofluorobenzene (Surr)	101		80 - 120				10/21/16 13:00	10/21/16 18:02	1
4-Bromofluorobenzene (Surr)	101		80 - 120				10/24/16 12:01	10/24/16 16:36	1



Client Sample Results

Client: Millsop Associates, inc
 Project/Site: Junction Oasis ICO - Carlton, MN

TestAmerica Job ID: 310-91980-1
 SDG: M-1100

Client Sample ID: B-9
 Date Collected: 10/12/16 00:00
 Date Received: 10/18/16 09:00

Lab Sample ID: 310-91980-10
 Matrix: Soil
 Percent Solids: 92.3

Method: WI-GRO - Wisconsin - Gasoline Range Organics (GC)

Analyte	Result	Qualifier	RL	MDL	Unit	D	Prepared	Analyzed	Dil Fac
Benzene	<0.110		0.110		mg/Kg	5	10/21/16 13:00	10/21/16 18:31	1
Ethylbenzene	<0.110		0.110		mg/Kg	5	10/21/16 13:00	10/21/16 18:31	1
Methyl tert-butyl ether	<0.110		0.110		mg/Kg	5	10/21/16 13:00	10/21/16 18:31	1
Toluene	<0.110		0.110		mg/Kg	5	10/21/16 13:00	10/21/16 18:31	1
Wisconsin GRO	<11.0		11.0		mg/Kg	5	10/21/16 13:00	10/21/16 18:31	1
Xylenes, Total	<0.329		0.329		mg/Kg	5	10/21/16 13:00	10/21/16 18:31	1

Surrogate	%Recovery	Qualifier	Limits	Prepared	Analyzed	Dil Fac
4-Bromofluorobenzene (Surr)	94		80 - 120	10/21/16 13:00	10/21/16 18:31	1



Client Sample Results

Client: Millsop Associates, inc
 Project/Site: Junction Oasis ICO - Carlton, MN

TestAmerica Job ID: 310-91980-1
 SDG: M-1100

Client Sample ID: B-10
 Date Collected: 10/12/16 00:00
 Date Received: 10/18/16 09:00

Lab Sample ID: 310-91980-11
 Matrix: Soil
 Percent Solids: 91.0

Method: WI-GRO - Wisconsin - Gasoline Range Organics (GC)

Analyte	Result	Qualifier	RL	MDL	Unit	D	Prepared	Analyzed	Dil Fac
Benzene	<0.0975		0.0975		mg/Kg	☉	10/21/16 13:00	10/21/16 18:59	1
Ethylbenzene	<0.0975		0.0975		mg/Kg	☉	10/21/16 13:00	10/21/16 18:59	1
Methyl tert-butyl ether	<0.0975		0.0975		mg/Kg	☉	10/21/16 13:00	10/21/16 18:59	1
Toluene	<0.0975		0.0975		mg/Kg	☉	10/21/16 13:00	10/21/16 18:59	1
Wisconsin GRO	<9.75		9.75		mg/Kg	☉	10/21/16 13:00	10/21/16 18:59	1
Xylenes, Total	<0.293		0.293		mg/Kg	☉	10/21/16 13:00	10/21/16 18:59	1
Surrogate	%Recovery	Qualifier	Limits				Prepared	Analyzed	Dil Fac
4-Bromofluorobenzene (Surr)	94		80 - 120				10/21/16 13:00	10/21/16 18:59	1



Client Sample Results

Client: Millsop Associates, inc
 Project/Site: Junction Oasis ICO - Carlton, MN

TestAmerica Job ID: 310-91980-1
 SDG: M-1100

Client Sample ID: D-1

Lab Sample ID: 310-91980-12

Date Collected: 10/14/16 00:00

Matrix: Soil

Date Received: 10/18/16 09:00

Percent Solids: 89.6

Method: WI-GRO - Wisconsin - Gasoline Range Organics (GC)

Analyte	Result	Qualifier	RL	MDL	Unit	D	Prepared	Analyzed	Dil Fac
Benzene	<0.115		0.115		mg/Kg	⊖	10/21/16 13:00	10/21/16 23:48	1
Ethylbenzene	<0.115		0.115		mg/Kg	⊖	10/21/16 13:00	10/21/16 23:48	1
Methyl tert-butyl ether	<0.115		0.115		mg/Kg	⊖	10/21/16 13:00	10/21/16 23:48	1
Toluene	<0.115		0.115		mg/Kg	⊖	10/21/16 13:00	10/21/16 23:48	1
Wisconsin GRO	989		116		mg/Kg	⊖	10/24/16 12:01	10/24/16 23:12	10
Xylenes, Total	0.580		0.346		mg/Kg	⊖	10/21/16 13:00	10/21/16 23:48	1



Surrogate	%Recovery	Qualifier	Limits	Prepared	Analyzed	Dil Fac
4-Bromofluorobenzene (Surr)	112		80 - 120	10/21/16 13:00	10/21/16 23:48	1
4-Bromofluorobenzene (Surr)	101		80 - 120	10/24/16 12:01	10/24/16 23:12	10

Method: WI-DRO - Wisconsin - Diesel Range Organics (GC)

Analyte	Result	Qualifier	RL	MDL	Unit	D	Prepared	Analyzed	Dil Fac
Diesel Range Organics (DRO)	7100	*	60.9		mg/Kg	⊖	10/19/16 13:05	10/25/16 12:03	10

Client Sample Results

Client: Millsop Associates, inc
 Project/Site: Junction Oasis ICO - Carlton, MN

TestAmerica Job ID: 310-91980-1
 SDG: M-1100

Client Sample ID: D-2
 Date Collected: 10/14/16 00:00
 Date Received: 10/18/16 09:00

Lab Sample ID: 310-91980-13
 Matrix: Soil
 Percent Solids: 90.5

Method: WI-GRO - Wisconsin - Gasoline Range Organics (GC)

Analyte	Result	Qualifier	RL	MDL	Unit	D	Prepared	Analyzed	Dil Fac
Benzene	<0.101		0.101		mg/Kg	⊖	10/21/16 13:00	10/21/16 23:19	1
Ethylbenzene	<0.101		0.101		mg/Kg	⊖	10/21/16 13:00	10/21/16 23:19	1
Methyl tert-butyl ether	<0.101		0.101		mg/Kg	⊖	10/21/16 13:00	10/21/16 23:19	1
Toluene	0.126		0.101		mg/Kg	⊖	10/21/16 13:00	10/21/16 23:19	1
Wisconsin GRO	35.9		10.1		mg/Kg	⊖	10/24/16 12:01	10/24/16 21:17	1
Xylenes, Total	<0.304		0.304		mg/Kg	⊖	10/21/16 13:00	10/21/16 23:19	1



Surrogate	%Recovery	Qualifier	Limits	Prepared	Analyzed	Dil Fac
4-Bromofluorobenzene (Surr)	96		80 - 120	10/21/16 13:00	10/21/16 23:19	1
4-Bromofluorobenzene (Surr)	97		80 - 120	10/24/16 12:01	10/24/16 21:17	1

Method: WI-DRO - Wisconsin - Diesel Range Organics (GC)

Analyte	Result	Qualifier	RL	MDL	Unit	D	Prepared	Analyzed	Dil Fac
Diesel Range Organics (DRO)	1170	*	6.13		mg/Kg	⊖	10/19/16 13:05	10/24/16 22:12	1

Client Sample Results

Client: Millsop Associates, inc
 Project/Site: Junction Oasis ICO - Carlton, MN

TestAmerica Job ID: 310-91980-1
 SDG: M-1100

Client Sample ID: D-3

Lab Sample ID: 310-91980-14

Date Collected: 10/14/16 00:00

Matrix: Soil

Date Received: 10/18/16 09:00

Percent Solids: 89.6

Method: WI-GRO - Wisconsin - Gasoline Range Organics (GC)

Analyte	Result	Qualifier	RL	MDL	Unit	D	Prepared	Analyzed	Dil Fac
Benzene	<0.0991		0.0991		mg/Kg	⊖	10/21/16 13:00	10/21/16 22:50	1
Ethylbenzene	0.127		0.0991		mg/Kg	⊖	10/21/16 13:00	10/21/16 22:50	1
Methyl tert-butyl ether	<0.0991		0.0991		mg/Kg	⊖	10/21/16 13:00	10/21/16 22:50	1
Toluene	0.434		0.0991		mg/Kg	⊖	10/21/16 13:00	10/21/16 22:50	1
Wisconsin GRO	940		99.1		mg/Kg	⊖	10/24/16 12:01	10/25/16 00:10	10
Xylenes, Total	0.741		0.297		mg/Kg	⊖	10/21/16 13:00	10/21/16 22:50	1

Surrogate	%Recovery	Qualifier	Limits	Prepared	Analyzed	Dil Fac
4-Bromofluorobenzene (Surr)	109		80 - 120	10/21/16 13:00	10/21/16 22:50	1
4-Bromofluorobenzene (Surr)	102		80 - 120	10/24/16 12:01	10/25/16 00:10	10

Method: WI-DRO - Wisconsin - Diesel Range Organics (GC)

Analyte	Result	Qualifier	RL	MDL	Unit	D	Prepared	Analyzed	Dil Fac
Diesel Range Organics (DRO)	15300	*	128		mg/Kg	⊖	10/19/16 13:05	10/25/16 13:14	20

Client Sample Results

Client: Millsop Associates, inc
 Project/Site: Junction Oasis ICO - Carlton, MN

TestAmerica Job ID: 310-91980-1
 SDG: M-1100

Client Sample ID: D-4
 Date Collected: 10/14/16 00:00
 Date Received: 10/18/16 09:00

Lab Sample ID: 310-91980-15
 Matrix: Soil
 Percent Solids: 89.3

Method: WI-GRO - Wisconsin - Gasoline Range Organics (GC)

Analyte	Result	Qualifier	RL	MDL	Unit	D	Prepared	Analyzed	Dil Fac
Benzene	<0.111		0.111		mg/Kg	⊖	10/21/16 13:00	10/21/16 22:21	1
Ethylbenzene	0.153		0.111		mg/Kg	⊖	10/21/16 13:00	10/21/16 22:21	1
Methyl tert-butyl ether	<0.111		0.111		mg/Kg	⊖	10/21/16 13:00	10/21/16 22:21	1
Toluene	0.330		0.111		mg/Kg	⊖	10/21/16 13:00	10/21/16 22:21	1
Wisconsin GRO	864		111		mg/Kg	⊖	10/24/16 12:01	10/25/16 00:39	10
Xylenes, Total	0.905		0.333		mg/Kg	⊖	10/21/16 13:00	10/21/16 22:21	1



Surrogate	%Recovery	Qualifier	Limits	Prepared	Analyzed	Dil Fac
4-Bromofluorobenzene (Surr)	116		80 - 120	10/21/16 13:00	10/21/16 22:21	1
4-Bromofluorobenzene (Surr)	100		80 - 120	10/24/16 12:01	10/25/16 00:39	10

Method: WI-DRO - Wisconsin - Diesel Range Organics (GC)

Analyte	Result	Qualifier	RL	MDL	Unit	D	Prepared	Analyzed	Dil Fac
Diesel Range Organics (DRO)	8620	*	65.8		mg/Kg	⊖	10/19/16 13:05	10/25/16 14:26	10

Client Sample Results

Client: Millsop Associates, inc
 Project/Site: Junction Oasis ICO - Carlton, MN

TestAmerica Job ID: 310-91980-1
 SDG: M-1100

Client Sample ID: D-5
 Date Collected: 10/14/16 00:00
 Date Received: 10/18/16 09:00

Lab Sample ID: 310-91980-16
 Matrix: Soil
 Percent Solids: 88.4

Method: WI-GRO - Wisconsin - Gasoline Range Organics (GC)

Analyte	Result	Qualifier	RL	MDL	Unit	D	Prepared	Analyzed	Dil Fac
Benzene	<0.577		0.577		mg/Kg	☉	10/21/16 13:00	10/22/16 01:14	5
Ethylbenzene	<0.577		0.577		mg/Kg	☉	10/21/16 13:00	10/22/16 01:14	5
Methyl tert-butyl ether	<0.577		0.577		mg/Kg	☉	10/21/16 13:00	10/22/16 01:14	5
Toluene	0.790		0.577		mg/Kg	☉	10/21/16 13:00	10/22/16 01:14	5
Wisconsin GRO	826		57.7		mg/Kg	☉	10/24/16 12:01	10/24/16 20:48	5
Xylenes, Total	<1.73		1.73		mg/Kg	☉	10/21/16 13:00	10/22/16 01:14	5

Surrogate	%Recovery	Qualifier	Limits	Prepared	Analyzed	Dil Fac
4-Bromofluorobenzene (Surr)	97		80 - 120	10/21/16 13:00	10/22/16 01:14	5
4-Bromofluorobenzene (Surr)	101		80 - 120	10/24/16 12:01	10/24/16 20:48	5

Method: WI-DRO - Wisconsin - Diesel Range Organics (GC)

Analyte	Result	Qualifier	RL	MDL	Unit	D	Prepared	Analyzed	Dil Fac
Diesel Range Organics (DRO)	23300	*	127		mg/Kg	☉	10/19/16 13:05	10/25/16 13:50	20

Client Sample Results

Client: Millsop Associates, inc
 Project/Site: Junction Oasis ICO - Carlton, MN

TestAmerica Job ID: 310-91980-1
 SDG: M-1100

Client Sample ID: D-6

Date Collected: 10/14/16 00:00

Date Received: 10/18/16 09:00

Lab Sample ID: 310-91980-17

Matrix: Soil

Percent Solids: 95.4

Method: WI-GRO - Wisconsin - Gasoline Range Organics (GC)

Analyte	Result	Qualifier	RL	MDL	Unit	D	Prepared	Analyzed	Dil Fac
Benzene	<0.510		0.510		mg/Kg	⊖	10/24/16 12:01	10/24/16 22:15	5
Ethylbenzene	5.20		0.510		mg/Kg	⊖	10/24/16 12:01	10/24/16 22:15	5
Methyl tert-butyl ether	<0.510		0.510		mg/Kg	⊖	10/24/16 12:01	10/24/16 22:15	5
Toluene	<0.510		0.510		mg/Kg	⊖	10/24/16 12:01	10/24/16 22:15	5
Wisconsin GRO	2840		204		mg/Kg	⊖	10/24/16 12:01	10/24/16 16:07	20
Xylenes, Total	17.0		1.53		mg/Kg	⊖	10/24/16 12:01	10/24/16 22:15	5

Surrogate	%Recovery	Qualifier	Limits	Prepared	Analyzed	Dil Fac
4-Bromofluorobenzene (Surr)	106		80 - 120	10/24/16 12:01	10/24/16 16:07	20
4-Bromofluorobenzene (Surr)	133	X	80 - 120	10/24/16 12:01	10/24/16 22:15	5

Method: WI-DRO - Wisconsin - Diesel Range Organics (GC)

Analyte	Result	Qualifier	RL	MDL	Unit	D	Prepared	Analyzed	Dil Fac
Diesel Range Organics (DRO)	13000	*	119		mg/Kg	⊖	10/19/16 13:05	10/25/16 12:39	20



Client Sample Results

Client: Millsop Associates, inc
 Project/Site: Junction Oasis ICO - Carlton, MN

TestAmerica Job ID: 310-91980-1
 SDG: M-1100

Client Sample ID: D-7
 Date Collected: 10/14/16 00:00
 Date Received: 10/18/16 09:00

Lab Sample ID: 310-91980-18
 Matrix: Soil
 Percent Solids: 92.1

Method: WI-GRO - Wisconsin - Gasoline Range Organics (GC)

Analyte	Result	Qualifier	RL	MDL	Unit	D	Prepared	Analyzed	Dil Fac
Benzene	<0.525		0.525		mg/Kg	Q	10/24/16 12:01	10/24/16 21:46	5
Ethylbenzene	4.09		0.525		mg/Kg	Q	10/24/16 12:01	10/24/16 21:46	5
Methyl tert-butyl ether	<0.525		0.525		mg/Kg	Q	10/24/16 12:01	10/24/16 21:46	5
Toluene	0.864		0.525		mg/Kg	Q	10/24/16 12:01	10/24/16 21:46	5
Wisconsin GRO	2060		210		mg/Kg	Q	10/24/16 12:01	10/24/16 15:39	20
Xylenes, Total	11.4		1.57		mg/Kg	Q	10/24/16 12:01	10/24/16 21:46	5
Surrogate	%Recovery	Qualifier	Limits				Prepared	Analyzed	Dil Fac
4-Bromofluorobenzene (Surr)	100		80 - 120				10/24/16 12:01	10/24/16 15:39	20
4-Bromofluorobenzene (Surr)	124	X	80 - 120				10/24/16 12:01	10/24/16 21:46	5



Client Sample Results

Client: Millsop Associates, inc
 Project/Site: Junction Oasis ICO - Carlton, MN

TestAmerica Job ID: 310-91980-1
 SDG: M-1100

Client Sample ID: D-8

Date Collected: 10/14/16 00:00

Date Received: 10/18/16 09:00

Lab Sample ID: 310-91980-19

Matrix: Soil

Percent Solids: 92.7

Method: WI-GRO - Wisconsin - Gasoline Range Organics (GC)

Analyte	Result	Qualifier	RL	MDL	Unit	D	Prepared	Analyzed	Dil Fac
Benzene	<0.486		0.486		mg/Kg	⊖	10/21/16 13:00	10/22/16 00:16	5
Ethylbenzene	<0.486		0.486		mg/Kg	⊖	10/21/16 13:00	10/22/16 00:16	5
Methyl tert-butyl ether	<0.486		0.486		mg/Kg	⊖	10/21/16 13:00	10/22/16 00:16	5
Toluene	<0.486		0.486		mg/Kg	⊖	10/21/16 13:00	10/22/16 00:16	5
Wisconsin GRO	495		48.6		mg/Kg	⊖	10/24/16 12:01	10/24/16 19:51	5
Xylenes, Total	<1.46		1.46		mg/Kg	⊖	10/21/16 13:00	10/22/16 00:16	5

Surrogate	%Recovery	Qualifier	Limits	Prepared	Analyzed	Dil Fac
4-Bromofluorobenzene (Surr)	98		80 - 120	10/21/16 13:00	10/22/16 00:16	5
4-Bromofluorobenzene (Surr)	97		80 - 120	10/24/16 12:01	10/24/16 19:51	5



Client Sample Results

Client: Millsop Associates, inc
 Project/Site: Junction Oasis ICO - Carlton, MN

TestAmerica Job ID: 310-91980-1
 SDG: M-1100

Client Sample ID: D-9
 Date Collected: 10/14/16 00:00
 Date Received: 10/18/16 09:00

Lab Sample ID: 310-91980-20
 Matrix: Soil
 Percent Solids: 94.1

Method: WI-GRO - Wisconsin - Gasoline Range Organics (GC)

Analyte	Result	Qualifier	RL	MDL	Unit	D	Prepared	Analyzed	Dil Fac
Benzene	<0.102		0.102		mg/Kg	⊖	10/21/16 13:00	10/21/16 19:28	1
Ethylbenzene	<0.102		0.102		mg/Kg	⊖	10/21/16 13:00	10/21/16 19:28	1
Methyl tert-butyl ether	<0.102		0.102		mg/Kg	⊖	10/21/16 13:00	10/21/16 19:28	1
Toluene	<0.102		0.102		mg/Kg	⊖	10/21/16 13:00	10/21/16 19:28	1
Wisconsin GRO	27.9		10.2		mg/Kg	⊖	10/24/16 12:01	10/24/16 17:55	1
Xylenes, Total	<0.307		0.307		mg/Kg	⊖	10/21/16 13:00	10/21/16 19:28	1

Surrogate	%Recovery	Qualifier	Limits	Prepared	Analyzed	Dil Fac
4-Bromofluorobenzene (Surr)	94		80 - 120	10/21/16 13:00	10/21/16 19:28	1
4-Bromofluorobenzene (Surr)	107		80 - 120	10/24/16 12:01	10/24/16 17:55	1



Client Sample Results

Client: Millsop Associates, inc
 Project/Site: Junction Oasis ICO - Carlton, MN

TestAmerica Job ID: 310-91980-1
 SDG: M-1100

Client Sample ID: D-10
 Date Collected: 10/14/16 00:00
 Date Received: 10/18/16 09:00

Lab Sample ID: 310-91980-21
 Matrix: Soil
 Percent Solids: 90.0

Method: WI-GRO - Wisconsin - Gasoline Range Organics (GC)

Analyte	Result	Qualifier	RL	MDL	Unit	D	Prepared	Analyzed	Dil Fac
Benzene	<0.113		0.113		mg/Kg	⊖	10/21/16 13:00	10/21/16 19:57	1
Ethylbenzene	<0.113		0.113		mg/Kg	⊖	10/21/16 13:00	10/21/16 19:57	1
Methyl tert-butyl ether	<0.113		0.113		mg/Kg	⊖	10/21/16 13:00	10/21/16 19:57	1
Toluene	<0.113		0.113		mg/Kg	⊖	10/21/16 13:00	10/21/16 19:57	1
Wisconsin GRO	978		113		mg/Kg	⊖	10/24/16 12:01	10/24/16 23:41	10
Xylenes, Total	0.548		0.338		mg/Kg	⊖	10/21/16 13:00	10/21/16 19:57	1
Surrogate	%Recovery	Qualifier	Limits				Prepared	Analyzed	Dil Fac
4-Bromofluorobenzene (Surr)	111		80 - 120				10/21/16 13:00	10/21/16 19:57	1
4-Bromofluorobenzene (Surr)	99		80 - 120				10/24/16 12:01	10/24/16 23:41	10



Definitions/Glossary

Client: Millsop Associates, inc
Project/Site: Junction Oasis ICO - Carlton, MN

TestAmerica Job ID: 310-91980-1
SDG: M-1100

Qualifiers

GC VOA

Qualifier	Qualifier Description
*	LCS or LCSD is outside acceptance limits.
X	Surrogate is outside control limits

GC Semi VOA

Qualifier	Qualifier Description
*	LCS or LCSD is outside acceptance limits.



Glossary

Abbreviation	These commonly used abbreviations may or may not be present in this report.
▫	Listed under the "D" column to designate that the result is reported on a dry weight basis
%R	Percent Recovery
CFL	Contains Free Liquid
CNF	Contains no Free Liquid
DER	Duplicate error ratio (normalized absolute difference)
Dil Fac	Dilution Factor
DL, RA, RE, IN	Indicates a Dilution, Re-analysis, Re-extraction, or additional Initial metals/anion analysis of the sample
DLC	Decision level concentration
MDA	Minimum detectable activity
EDL	Estimated Detection Limit
MDC	Minimum detectable concentration
MDL	Method Detection Limit
ML	Minimum Level (Dioxin)
NC	Not Calculated
ND	Not detected at the reporting limit (or MDL or EDL if shown)
PQL	Practical Quantitation Limit
QC	Quality Control
RER	Relative error ratio
RL	Reporting Limit or Requested Limit (Radiochemistry)
RPD	Relative Percent Difference, a measure of the relative difference between two points
TEF	Toxicity Equivalent Factor (Dioxin)
TEQ	Toxicity Equivalent Quotient (Dioxin)

Surrogate Summary

Client: Millsop Associates, inc
Project/Site: Junction Oasis ICO - Carlton, MN

TestAmerica Job ID: 310-91980-1
SDG: M-1100

Method: WI-GRO - Wisconsin - Gasoline Range Organics (GC)

Matrix: Soil

Prep Type: Total/NA

Percent Surrogate Recovery (Acceptance Limits)

Lab Sample ID	Client Sample ID	BFB (80-120)
310-91980-2	B-1	99
310-91980-3	B-2	97
310-91980-4	B-3	112
310-91980-5	B-4	111
310-91980-6	B-5	116
310-91980-6	B-5	111
310-91980-7	B-6	110
310-91980-8	B-7	96
310-91980-8	B-7	90
310-91980-9	B-8	101
310-91980-9	B-8	101
310-91980-10	B-9	94
310-91980-11	B-10	94
310-91980-12	D-1	112
310-91980-12	D-1	101
310-91980-13	D-2	96
310-91980-13	D-2	97
310-91980-14	D-3	109
310-91980-14	D-3	102
310-91980-15	D-4	116
310-91980-15	D-4	100
310-91980-16	D-5	97
310-91980-16	D-5	101
310-91980-17	D-6	106
310-91980-17	D-6	133 X
310-91980-18	D-7	124 X
310-91980-18	D-7	100
310-91980-19	D-8	98
310-91980-19	D-8	97
310-91980-20	D-9	94
310-91980-20	D-9	107
310-91980-21	D-10	111
310-91980-21	D-10	99

Surrogate Legend

BFB = 4-Bromofluorobenzene (Surr)

Method: WI-GRO - Wisconsin - Gasoline Range Organics (GC)

Matrix: Solid

Prep Type: Total/NA

Percent Surrogate Recovery (Acceptance Limits)

Lab Sample ID	Client Sample ID	BFB (80-120)
310-91980-1	Trip Blank	107
LCS 310-145632/2-A	Lab Control Sample	113
LCS 310-145655/2-A	Lab Control Sample	102
LCS 310-145891/2-A	Lab Control Sample	100
LCSD 310-145632/23-A	Lab Control Sample Dup	100
LCSD 310-145655/23-A	Lab Control Sample Dup	99

TestAmerica Cedar Falls



Surrogate Summary

Client: Millsop Associates, inc
Project/Site: Junction Oasis ICO - Carlton, MN

TestAmerica Job ID: 310-91980-1
SDG: M-1100

Method: WI-GRO - Wisconsin - Gasoline Range Organics (GC) (Continued)

Matrix: Solid

Prep Type: Total/NA

Percent Surrogate Recovery (Acceptance Limits)

Lab Sample ID	Client Sample ID	BFB (80-120)
LCSD 310-145891/21-A	Lab Control Sample Dup	101
MB 310-145632/1-A	Method Blank	113
MB 310-145655/1-A	Method Blank	96
MB 310-145891/1-A	Method Blank	102

Surrogate Legend

BFB = 4-Bromofluorobenzene (Surr)



QC Sample Results

Client: Millsop Associates, inc
 Project/Site: Junction Oasis ICO - Carlton, MN

TestAmerica Job ID: 310-91980-1
 SDG: M-1100

Method: WI-GRO - Wisconsin - Gasoline Range Organics (GC)

Lab Sample ID: MB 310-145632/1-A
 Matrix: Solid
 Analysis Batch: 145637

Client Sample ID: Method Blank
 Prep Type: Total/NA
 Prep Batch: 145632

Analyte	MB Result	MB Qualifier	RL	MDL	Unit	D	Prepared	Analyzed	Dil Fac
Benzene	<0.0919		0.0919		mg/Kg		10/21/16 10:51	10/21/16 13:14	1
Ethylbenzene	<0.0919		0.0919		mg/Kg		10/21/16 10:51	10/21/16 13:14	1
Methyl tert-butyl ether	<0.0919		0.0919		mg/Kg		10/21/16 10:51	10/21/16 13:14	1
Toluene	<0.0919		0.0919		mg/Kg		10/21/16 10:51	10/21/16 13:14	1
Wisconsin GRO	<9.19		9.19		mg/Kg		10/21/16 10:51	10/21/16 13:14	1
Xylenes, Total	<0.276		0.276		mg/Kg		10/21/16 10:51	10/21/16 13:14	1



Surrogate	MB %Recovery	MB Qualifier	Limits	Prepared	Analyzed	Dil Fac
4-Bromofluorobenzene (Surr)	113		80 - 120	10/21/16 10:51	10/21/16 13:14	1

Lab Sample ID: LCS 310-145632/2-A
 Matrix: Solid
 Analysis Batch: 145637

Client Sample ID: Lab Control Sample
 Prep Type: Total/NA
 Prep Batch: 145632

Analyte	Spike Added	LCS Result	LCS Qualifier	Unit	D	%Rec	Limits
Benzene	3.97	4.098		mg/Kg		103	80 - 120
Ethylbenzene	3.97	4.054		mg/Kg		102	80 - 120
Methyl tert-butyl ether	3.97	3.750		mg/Kg		94	80 - 120
Toluene	3.97	4.073		mg/Kg		103	80 - 120
Wisconsin GRO	39.7	40.67		mg/Kg		102	80 - 120
Xylenes, Total	11.9	11.82		mg/Kg		99	80 - 120

Surrogate	LCS %Recovery	LCS Qualifier	Limits
4-Bromofluorobenzene (Surr)	113		80 - 120

Lab Sample ID: LCSD 310-145632/23-A
 Matrix: Solid
 Analysis Batch: 145637

Client Sample ID: Lab Control Sample Dup
 Prep Type: Total/NA
 Prep Batch: 145632

Analyte	Spike Added	LCSD Result	LCSD Qualifier	Unit	D	%Rec	Limits	RPD	Limit
Benzene	3.97	4.096		mg/Kg		103	80 - 120	0	20
Ethylbenzene	3.97	4.001		mg/Kg		101	80 - 120	1	20
Methyl tert-butyl ether	3.97	3.781		mg/Kg		95	80 - 120	1	20
Toluene	3.97	4.058		mg/Kg		102	80 - 120	0	20
Wisconsin GRO	39.7	39.16		mg/Kg		99	80 - 120	4	20
Xylenes, Total	11.9	11.66		mg/Kg		98	80 - 120	1	20

Surrogate	LCSD %Recovery	LCSD Qualifier	Limits
4-Bromofluorobenzene (Surr)	100		80 - 120

Lab Sample ID: MB 310-145655/1-A
 Matrix: Solid
 Analysis Batch: 145643

Client Sample ID: Method Blank
 Prep Type: Total/NA
 Prep Batch: 145655

Analyte	MB Result	MB Qualifier	RL	MDL	Unit	D	Prepared	Analyzed	Dil Fac
Benzene	<0.0984		0.0984		mg/Kg		10/21/16 13:00	10/21/16 14:04	1
Ethylbenzene	<0.0984		0.0984		mg/Kg		10/21/16 13:00	10/21/16 14:04	1

TestAmerica Cedar Falls

QC Sample Results

Client: Millsop Associates, inc
 Project/Site: Junction Oasis ICO - Carlton, MN

TestAmerica Job ID: 310-91980-1
 SDG: M-1100

Method: WI-GRO - Wisconsin - Gasoline Range Organics (GC) (Continued)

Lab Sample ID: MB 310-145655/1-A
 Matrix: Solid
 Analysis Batch: 145643

Client Sample ID: Method Blank
 Prep Type: Total/NA
 Prep Batch: 145655

Analyte	MB Result	MB Qualifier	RL	MDL	Unit	D	Prepared	Analyzed	Dil Fac
Methyl tert-butyl ether	<0.0984		0.0984		mg/Kg		10/21/16 13:00	10/21/16 14:04	1
Toluene	<0.0984		0.0984		mg/Kg		10/21/16 13:00	10/21/16 14:04	1
Wisconsin GRO	<9.84		9.84		mg/Kg		10/21/16 13:00	10/21/16 14:04	1
Xylenes, Total	<0.295		0.295		mg/Kg		10/21/16 13:00	10/21/16 14:04	1

Surrogate	MB %Recovery	MB Qualifier	Limits	Prepared	Analyzed	Dil Fac
4-Bromofluorobenzene (Surr)	96		80 - 120	10/21/16 13:00	10/21/16 14:04	1



Lab Sample ID: LCS 310-145655/2-A
 Matrix: Solid
 Analysis Batch: 145643

Client Sample ID: Lab Control Sample
 Prep Type: Total/NA
 Prep Batch: 145655

Analyte	Spike Added	LCS Result	LCS Qualifier	Unit	D	%Rec	%Rec. Limits
Benzene	3.95	3.915		mg/Kg		99	80 - 120
Ethylbenzene	3.95	3.720		mg/Kg		94	80 - 120
Methyl tert-butyl ether	3.95	4.078		mg/Kg		103	80 - 120
Toluene	3.95	3.723		mg/Kg		94	80 - 120
Wisconsin GRO	39.5	38.50		mg/Kg		98	80 - 120
Xylenes, Total	11.8	11.78		mg/Kg		99	80 - 120

Surrogate	LCS %Recovery	LCS Qualifier	Limits
4-Bromofluorobenzene (Surr)	102		80 - 120

Lab Sample ID: LCSD 310-145655/23-A
 Matrix: Solid
 Analysis Batch: 145643

Client Sample ID: Lab Control Sample Dup
 Prep Type: Total/NA
 Prep Batch: 145655

Analyte	Spike Added	LCSD Result	LCSD Qualifier	Unit	D	%Rec	%Rec. Limits	RPD	Limit
Benzene	3.74	3.835		mg/Kg		103	80 - 120	2	20
Ethylbenzene	3.74	3.523		mg/Kg		94	80 - 120	5	20
Methyl tert-butyl ether	3.74	4.195		mg/Kg		112	80 - 120	3	20
Toluene	3.74	3.581		mg/Kg		96	80 - 120	4	20
Wisconsin GRO	37.4	46.66		mg/Kg		125	80 - 120	19	20
Xylenes, Total	11.2	11.09		mg/Kg		99	80 - 120	6	20

Surrogate	LCSD %Recovery	LCSD Qualifier	Limits
4-Bromofluorobenzene (Surr)	99		80 - 120

Lab Sample ID: MB 310-145891/1-A
 Matrix: Solid
 Analysis Batch: 145873

Client Sample ID: Method Blank
 Prep Type: Total/NA
 Prep Batch: 145891

Analyte	MB Result	MB Qualifier	RL	MDL	Unit	D	Prepared	Analyzed	Dil Fac
Benzene	<0.0984		0.0984		mg/Kg		10/24/16 12:01	10/24/16 14:12	1
Ethylbenzene	<0.0984		0.0984		mg/Kg		10/24/16 12:01	10/24/16 14:12	1
Methyl tert-butyl ether	<0.0984		0.0984		mg/Kg		10/24/16 12:01	10/24/16 14:12	1
Toluene	<0.0984		0.0984		mg/Kg		10/24/16 12:01	10/24/16 14:12	1

TestAmerica Cedar Falls

QC Sample Results

Client: Millsop Associates, inc
 Project/Site: Junction Oasis ICO - Carlton, MN

TestAmerica Job ID: 310-91980-1
 SDG: M-1100

Method: WI-GRO - Wisconsin - Gasoline Range Organics (GC) (Continued)

Lab Sample ID: MB 310-145891/1-A
 Matrix: Solid
 Analysis Batch: 145873

Client Sample ID: Method Blank
 Prep Type: Total/NA
 Prep Batch: 145891

Analyte	MB MB		RL	MDL	Unit	D	Prepared	Analyzed	Dil Fac
	Result	Qualifier							
Wisconsin GRO	<9.84		9.84		mg/Kg		10/24/16 12:01	10/24/16 14:12	1
Xylenes, Total	<0.295		0.295		mg/Kg		10/24/16 12:01	10/24/16 14:12	1

Surrogate	MB MB		Limits	Prepared	Analyzed	Dil Fac
	%Recovery	Qualifier				
4-Bromofluorobenzene (Surr)	102		80 - 120	10/24/16 12:01	10/24/16 14:12	1

Lab Sample ID: LCS 310-145891/2-A
 Matrix: Solid
 Analysis Batch: 145873

Client Sample ID: Lab Control Sample
 Prep Type: Total/NA
 Prep Batch: 145891

Analyte	Spike Added	LCS LCS		Unit	D	%Rec	Limits
		Result	Qualifier				
Benzene	3.77	4.145		mg/Kg		110	80 - 120
Ethylbenzene	3.77	3.936		mg/Kg		105	80 - 120
Methyl tert-butyl ether	3.77	4.383		mg/Kg		116	80 - 120
Toluene	3.77	3.955		mg/Kg		105	80 - 120
Wisconsin GRO	37.7	43.66		mg/Kg		116	80 - 120
Xylenes, Total	11.3	12.45		mg/Kg		110	80 - 120

Surrogate	LCS LCS		Limits
	%Recovery	Qualifier	
4-Bromofluorobenzene (Surr)	100		80 - 120

Lab Sample ID: LCSD 310-145891/21-A
 Matrix: Solid
 Analysis Batch: 145873

Client Sample ID: Lab Control Sample Dup
 Prep Type: Total/NA
 Prep Batch: 145891

Analyte	Spike Added	LCSD LCSD		Unit	D	%Rec	Limits	RPD	Limit
		Result	Qualifier						
Benzene	3.77	3.852		mg/Kg		102	80 - 120	7	20
Ethylbenzene	3.77	3.590		mg/Kg		95	80 - 120	9	20
Methyl tert-butyl ether	3.77	4.130		mg/Kg		109	80 - 120	6	20
Toluene	3.77	3.621		mg/Kg		96	80 - 120	9	20
Wisconsin GRO	37.7	43.12		mg/Kg		114	80 - 120	1	20
Xylenes, Total	11.3	11.20		mg/Kg		99	80 - 120	11	20

Surrogate	LCSD LCSD		Limits
	%Recovery	Qualifier	
4-Bromofluorobenzene (Surr)	101		80 - 120

Method: WI-DRO - Wisconsin - Diesel Range Organics (GC)

Lab Sample ID: MB 310-145341/1-A
 Matrix: Solid
 Analysis Batch: 145588

Client Sample ID: Method Blank
 Prep Type: Total/NA
 Prep Batch: 145341

Analyte	MB MB		RL	MDL	Unit	D	Prepared	Analyzed	Dil Fac
	Result	Qualifier							
Diesel Range Organics (DRO)	<6.80		6.80		mg/Kg		10/19/16 13:03	10/21/16 23:47	1

TestAmerica Cedar Falls

QC Sample Results

Client: Millsop Associates, inc
 Project/Site: Junction Oasis ICO - Carlton, MN

TestAmerica Job ID: 310-91980-1
 SDG: M-1100

Method: WI-DRO - Wisconsin - Diesel Range Organics (GC) (Continued)

Lab Sample ID: LCS 310-145341/2-A
Matrix: Solid
Analysis Batch: 145588

Client Sample ID: Lab Control Sample
Prep Type: Total/NA
Prep Batch: 145341

Analyte	Spike Added	LCS Result	LCS Qualifier	Unit	D	%Rec	Limits
Diesel Range Organics (DRO)	97.4	75.09		mg/Kg		77	70 - 120

Lab Sample ID: LCSD 310-145341/3-A
Matrix: Solid
Analysis Batch: 145588

Client Sample ID: Lab Control Sample Dup
Prep Type: Total/NA
Prep Batch: 145341

Analyte	Spike Added	LCSD Result	LCSD Qualifier	Unit	D	%Rec	Limits	RPD	Limit
Diesel Range Organics (DRO)	96.5	73.74		mg/Kg		76	70 - 120	2	20



Lab Sample ID: MB 310-145342/1-A
Matrix: Solid
Analysis Batch: 145830

Client Sample ID: Method Blank
Prep Type: Total/NA
Prep Batch: 145342

Analyte	MB Result	MB Qualifier	RL	MDL	Unit	D	Prepared	Analyzed	Dil Fac
Diesel Range Organics (DRO)	<6.76		6.76		mg/Kg		10/19/16 13:05	10/24/16 11:23	1

Lab Sample ID: LCS 310-145342/2-A
Matrix: Solid
Analysis Batch: 145830

Client Sample ID: Lab Control Sample
Prep Type: Total/NA
Prep Batch: 145342

Analyte	Spike Added	LCS Result	LCS Qualifier	Unit	D	%Rec	Limits
Diesel Range Organics (DRO)	97.4	62.64	*	mg/Kg		64	70 - 120

Lab Sample ID: LCSD 310-145342/3-A
Matrix: Solid
Analysis Batch: 145830

Client Sample ID: Lab Control Sample Dup
Prep Type: Total/NA
Prep Batch: 145342

Analyte	Spike Added	LCSD Result	LCSD Qualifier	Unit	D	%Rec	Limits	RPD	Limit
Diesel Range Organics (DRO)	96.4	54.25	*	mg/Kg		56	70 - 120	14	20

QC Association Summary

Client: Millsop Associates, inc
 Project/Site: Junction Oasis ICO - Carlton, MN

TestAmerica Job ID: 310-91980-1
 SDG: M-1100

GC VOA

Prep Batch: 145632

Lab Sample ID	Client Sample ID	Prep Type	Matrix	Method	Prep Batch
310-91980-1	Trip Blank	Total/NA	Solid	WI GRO	
310-91980-2	B-1	Total/NA	Soil	WI GRO	
310-91980-3	B-2	Total/NA	Soil	WI GRO	
310-91980-4	B-3	Total/NA	Soil	WI GRO	
310-91980-5	B-4	Total/NA	Soil	WI GRO	
310-91980-6	B-5	Total/NA	Soil	WI GRO	
310-91980-7	B-6	Total/NA	Soil	WI GRO	
MB 310-145632/1-A	Method Blank	Total/NA	Solid	WI GRO	
LCS 310-145632/2-A	Lab Control Sample	Total/NA	Solid	WI GRO	
LCSD 310-145632/23-A	Lab Control Sample Dup	Total/NA	Solid	WI GRO	

Analysis Batch: 145637

Lab Sample ID	Client Sample ID	Prep Type	Matrix	Method	Prep Batch
310-91980-1	Trip Blank	Total/NA	Solid	WI-GRO	145632
310-91980-2	B-1	Total/NA	Soil	WI-GRO	145632
310-91980-3	B-2	Total/NA	Soil	WI-GRO	145632
310-91980-4	B-3	Total/NA	Soil	WI-GRO	145632
310-91980-5	B-4	Total/NA	Soil	WI-GRO	145632
310-91980-6	B-5	Total/NA	Soil	WI-GRO	145632
310-91980-7	B-6	Total/NA	Soil	WI-GRO	145632
MB 310-145632/1-A	Method Blank	Total/NA	Solid	WI-GRO	145632
LCS 310-145632/2-A	Lab Control Sample	Total/NA	Solid	WI-GRO	145632
LCSD 310-145632/23-A	Lab Control Sample Dup	Total/NA	Solid	WI-GRO	145632

Analysis Batch: 145643

Lab Sample ID	Client Sample ID	Prep Type	Matrix	Method	Prep Batch
310-91980-8	B-7	Total/NA	Soil	WI-GRO	145655
310-91980-9	B-8	Total/NA	Soil	WI-GRO	145655
310-91980-10	B-9	Total/NA	Soil	WI-GRO	145655
310-91980-11	B-10	Total/NA	Soil	WI-GRO	145655
310-91980-12	D-1	Total/NA	Soil	WI-GRO	145655
310-91980-13	D-2	Total/NA	Soil	WI-GRO	145655
310-91980-14	D-3	Total/NA	Soil	WI-GRO	145655
310-91980-15	D-4	Total/NA	Soil	WI-GRO	145655
310-91980-16	D-5	Total/NA	Soil	WI-GRO	145655
310-91980-19	D-8	Total/NA	Soil	WI-GRO	145655
310-91980-20	D-9	Total/NA	Soil	WI-GRO	145655
310-91980-21	D-10	Total/NA	Soil	WI-GRO	145655
MB 310-145655/1-A	Method Blank	Total/NA	Solid	WI-GRO	145655
LCS 310-145655/2-A	Lab Control Sample	Total/NA	Solid	WI-GRO	145655
LCSD 310-145655/23-A	Lab Control Sample Dup	Total/NA	Solid	WI-GRO	145655

Prep Batch: 145655

Lab Sample ID	Client Sample ID	Prep Type	Matrix	Method	Prep Batch
310-91980-8	B-7	Total/NA	Soil	WI GRO	
310-91980-9	B-8	Total/NA	Soil	WI GRO	
310-91980-10	B-9	Total/NA	Soil	WI GRO	
310-91980-11	B-10	Total/NA	Soil	WI GRO	
310-91980-12	D-1	Total/NA	Soil	WI GRO	
310-91980-13	D-2	Total/NA	Soil	WI GRO	
310-91980-14	D-3	Total/NA	Soil	WI GRO	

TestAmerica Cedar Falls

QC Association Summary

Client: Millsop Associates, inc
 Project/Site: Junction Oasis ICO - Carlton, MN

TestAmerica Job ID: 310-91980-1
 SDG: M-1100

GC VOA (Continued)

Prep Batch: 145655 (Continued)

Lab Sample ID	Client Sample ID	Prep Type	Matrix	Method	Prep Batch
310-91980-15	D-4	Total/NA	Soil	WI GRO	
310-91980-16	D-5	Total/NA	Soil	WI GRO	
310-91980-19	D-8	Total/NA	Soil	WI GRO	
310-91980-20	D-9	Total/NA	Soil	WI GRO	
310-91980-21	D-10	Total/NA	Soil	WI GRO	
MB 310-145655/1-A	Method Blank	Total/NA	Solid	WI GRO	
LCS 310-145655/2-A	Lab Control Sample	Total/NA	Solid	WI GRO	
LCSD 310-145655/23-A	Lab Control Sample Dup	Total/NA	Solid	WI GRO	

Analysis Batch: 145873

Lab Sample ID	Client Sample ID	Prep Type	Matrix	Method	Prep Batch
310-91980-6	B-5	Total/NA	Soil	WI-GRO	145891
310-91980-8	B-7	Total/NA	Soil	WI-GRO	145891
310-91980-9	B-8	Total/NA	Soil	WI-GRO	145891
310-91980-12	D-1	Total/NA	Soil	WI-GRO	145891
310-91980-13	D-2	Total/NA	Soil	WI-GRO	145891
310-91980-14	D-3	Total/NA	Soil	WI-GRO	145891
310-91980-15	D-4	Total/NA	Soil	WI-GRO	145891
310-91980-16	D-5	Total/NA	Soil	WI-GRO	145891
310-91980-17	D-6	Total/NA	Soil	WI-GRO	145891
310-91980-17	D-6	Total/NA	Soil	WI-GRO	145891
310-91980-18	D-7	Total/NA	Soil	WI-GRO	145891
310-91980-18	D-7	Total/NA	Soil	WI-GRO	145891
310-91980-19	D-8	Total/NA	Soil	WI-GRO	145891
310-91980-20	D-9	Total/NA	Soil	WI-GRO	145891
310-91980-21	D-10	Total/NA	Soil	WI-GRO	145891
MB 310-145891/1-A	Method Blank	Total/NA	Solid	WI-GRO	145891
LCS 310-145891/2-A	Lab Control Sample	Total/NA	Solid	WI-GRO	145891
LCSD 310-145891/21-A	Lab Control Sample Dup	Total/NA	Solid	WI-GRO	145891

Prep Batch: 145891

Lab Sample ID	Client Sample ID	Prep Type	Matrix	Method	Prep Batch
310-91980-6	B-5	Total/NA	Soil	WI GRO	
310-91980-8	B-7	Total/NA	Soil	WI GRO	
310-91980-9	B-8	Total/NA	Soil	WI GRO	
310-91980-12	D-1	Total/NA	Soil	WI GRO	
310-91980-13	D-2	Total/NA	Soil	WI GRO	
310-91980-14	D-3	Total/NA	Soil	WI GRO	
310-91980-15	D-4	Total/NA	Soil	WI GRO	
310-91980-16	D-5	Total/NA	Soil	WI GRO	
310-91980-17	D-6	Total/NA	Soil	WI GRO	
310-91980-18	D-7	Total/NA	Soil	WI GRO	
310-91980-19	D-8	Total/NA	Soil	WI GRO	
310-91980-20	D-9	Total/NA	Soil	WI GRO	
310-91980-21	D-10	Total/NA	Soil	WI GRO	
MB 310-145891/1-A	Method Blank	Total/NA	Solid	WI GRO	
LCS 310-145891/2-A	Lab Control Sample	Total/NA	Solid	WI GRO	
LCSD 310-145891/21-A	Lab Control Sample Dup	Total/NA	Solid	WI GRO	

TestAmerica Cedar Falls

QC Association Summary

Client: Millsop Associates, inc
 Project/Site: Junction Oasis ICO - Carlton, MN

TestAmerica Job ID: 310-91980-1
 SDG: M-1100

GC Semi VOA

Prep Batch: 145341

Lab Sample ID	Client Sample ID	Prep Type	Matrix	Method	Prep Batch
310-91980-2	B-1	Total/NA	Soil	3550B	
310-91980-3	B-2	Total/NA	Soil	3550B	
310-91980-4	B-3	Total/NA	Soil	3550B	
310-91980-5	B-4	Total/NA	Soil	3550B	
MB 310-145341/1-A	Method Blank	Total/NA	Solid	3550B	
LCS 310-145341/2-A	Lab Control Sample	Total/NA	Solid	3550B	
LCSD 310-145341/3-A	Lab Control Sample Dup	Total/NA	Solid	3550B	

Prep Batch: 145342

Lab Sample ID	Client Sample ID	Prep Type	Matrix	Method	Prep Batch
310-91980-12	D-1	Total/NA	Soil	3550B	
310-91980-13	D-2	Total/NA	Soil	3550B	
310-91980-14	D-3	Total/NA	Soil	3550B	
310-91980-15	D-4	Total/NA	Soil	3550B	
310-91980-16	D-5	Total/NA	Soil	3550B	
310-91980-17	D-6	Total/NA	Soil	3550B	
MB 310-145342/1-A	Method Blank	Total/NA	Solid	3550B	
LCS 310-145342/2-A	Lab Control Sample	Total/NA	Solid	3550B	
LCSD 310-145342/3-A	Lab Control Sample Dup	Total/NA	Solid	3550B	

Analysis Batch: 145588

Lab Sample ID	Client Sample ID	Prep Type	Matrix	Method	Prep Batch
310-91980-2	B-1	Total/NA	Soil	WI-DRO	145341
310-91980-3	B-2	Total/NA	Soil	WI-DRO	145341
310-91980-4	B-3	Total/NA	Soil	WI-DRO	145341
310-91980-5	B-4	Total/NA	Soil	WI-DRO	145341
MB 310-145341/1-A	Method Blank	Total/NA	Solid	WI-DRO	145341
LCS 310-145341/2-A	Lab Control Sample	Total/NA	Solid	WI-DRO	145341
LCSD 310-145341/3-A	Lab Control Sample Dup	Total/NA	Solid	WI-DRO	145341

Analysis Batch: 145830

Lab Sample ID	Client Sample ID	Prep Type	Matrix	Method	Prep Batch
310-91980-13	D-2	Total/NA	Soil	WI-DRO	145342
MB 310-145342/1-A	Method Blank	Total/NA	Solid	WI-DRO	145342
LCS 310-145342/2-A	Lab Control Sample	Total/NA	Solid	WI-DRO	145342
LCSD 310-145342/3-A	Lab Control Sample Dup	Total/NA	Solid	WI-DRO	145342

Analysis Batch: 146031

Lab Sample ID	Client Sample ID	Prep Type	Matrix	Method	Prep Batch
310-91980-12	D-1	Total/NA	Soil	WI-DRO	145342
310-91980-14	D-3	Total/NA	Soil	WI-DRO	145342
310-91980-15	D-4	Total/NA	Soil	WI-DRO	145342
310-91980-16	D-5	Total/NA	Soil	WI-DRO	145342
310-91980-17	D-6	Total/NA	Soil	WI-DRO	145342

Lab Chronicle

Client: Millsop Associates, inc
 Project/Site: Junction Oasis ICO - Carlton, MN

TestAmerica Job ID: 310-91980-1
 SDG: M-1100

Client Sample ID: Trip Blank

Date Collected: 10/12/16 00:00
 Date Received: 10/18/16 09:00

Lab Sample ID: 310-91980-1

Matrix: Solid

Prep Type	Batch Type	Batch Method	Run	Dilution Factor	Batch Number	Prepared or Analyzed	Analyst	Lab
Total/NA	Prep	WI GRO			145632	10/21/16 10:51	CMM	TAL CF
Total/NA	Analysis	WI-GRO		1	145637	10/22/16 03:05	CMM	TAL CF

Client Sample ID: B-1

Date Collected: 10/12/16 00:00
 Date Received: 10/18/16 09:00

Lab Sample ID: 310-91980-2

Matrix: Soil
 Percent Solids: 91.6

Prep Type	Batch Type	Batch Method	Run	Dilution Factor	Batch Number	Prepared or Analyzed	Analyst	Lab
Total/NA	Prep	WI GRO			145632	10/21/16 10:51	CMM	TAL CF
Total/NA	Analysis	WI-GRO		5	145637	10/22/16 00:10	CMM	TAL CF
Total/NA	Prep	3550B			145341	10/19/16 13:03	AJM	TAL CF
Total/NA	Analysis	WI-DRO		10	145588	10/22/16 09:25	VIA	TAL CF

Client Sample ID: B-2

Date Collected: 10/12/16 00:00
 Date Received: 10/18/16 09:00

Lab Sample ID: 310-91980-3

Matrix: Soil
 Percent Solids: 93.6

Prep Type	Batch Type	Batch Method	Run	Dilution Factor	Batch Number	Prepared or Analyzed	Analyst	Lab
Total/NA	Prep	WI GRO			145632	10/21/16 10:51	CMM	TAL CF
Total/NA	Analysis	WI-GRO		5	145637	10/22/16 00:45	CMM	TAL CF
Total/NA	Prep	3550B			145341	10/19/16 13:03	AJM	TAL CF
Total/NA	Analysis	WI-DRO		1	145588	10/22/16 09:57	VIA	TAL CF

Client Sample ID: B-3

Date Collected: 10/12/16 00:00
 Date Received: 10/18/16 09:00

Lab Sample ID: 310-91980-4

Matrix: Soil
 Percent Solids: 92.6

Prep Type	Batch Type	Batch Method	Run	Dilution Factor	Batch Number	Prepared or Analyzed	Analyst	Lab
Total/NA	Prep	WI GRO			145632	10/21/16 10:51	CMM	TAL CF
Total/NA	Analysis	WI-GRO		1	145637	10/21/16 16:38	CMM	TAL CF
Total/NA	Prep	3550B			145341	10/19/16 13:03	AJM	TAL CF
Total/NA	Analysis	WI-DRO		1	145588	10/22/16 10:29	VIA	TAL CF

Client Sample ID: B-4

Date Collected: 10/12/16 00:00
 Date Received: 10/18/16 09:00

Lab Sample ID: 310-91980-5

Matrix: Soil
 Percent Solids: 90.8

Prep Type	Batch Type	Batch Method	Run	Dilution Factor	Batch Number	Prepared or Analyzed	Analyst	Lab
Total/NA	Prep	WI GRO			145632	10/21/16 10:51	CMM	TAL CF
Total/NA	Analysis	WI-GRO		1	145637	10/21/16 18:22	CMM	TAL CF
Total/NA	Prep	3550B			145341	10/19/16 13:03	AJM	TAL CF
Total/NA	Analysis	WI-DRO		1	145588	10/22/16 11:01	VIA	TAL CF

TestAmerica Cedar Falls

Lab Chronicle

Client: Millsop Associates, inc
 Project/Site: Junction Oasis ICO - Carlton, MN

TestAmerica Job ID: 310-91980-1
 SDG: M-1100

Client Sample ID: B-5
 Date Collected: 10/12/16 00:00
 Date Received: 10/18/16 09:00

Lab Sample ID: 310-91980-6
 Matrix: Soil
 Percent Solids: 90.9

Prep Type	Batch Type	Batch Method	Run	Dilution Factor	Batch Number	Prepared or Analyzed	Analyst	Lab
Total/NA	Prep	WI GRO			145632	10/21/16 10:51	CMM	TAL CF
Total/NA	Analysis	WI-GRO		20	145637	10/22/16 01:20	CMM	TAL CF
Total/NA	Prep	WI GRO			145891	10/24/16 12:01	CMM	TAL CF
Total/NA	Analysis	WI-GRO		5	145873	10/24/16 19:22	CMM	TAL CF

Client Sample ID: B-6
 Date Collected: 10/12/16 00:00
 Date Received: 10/18/16 09:00

Lab Sample ID: 310-91980-7
 Matrix: Soil
 Percent Solids: 90.1

Prep Type	Batch Type	Batch Method	Run	Dilution Factor	Batch Number	Prepared or Analyzed	Analyst	Lab
Total/NA	Prep	WI GRO			145632	10/21/16 10:51	CMM	TAL CF
Total/NA	Analysis	WI-GRO		1	145637	10/21/16 23:36	CMM	TAL CF

Client Sample ID: B-7
 Date Collected: 10/12/16 00:00
 Date Received: 10/18/16 09:00

Lab Sample ID: 310-91980-8
 Matrix: Soil
 Percent Solids: 90.2

Prep Type	Batch Type	Batch Method	Run	Dilution Factor	Batch Number	Prepared or Analyzed	Analyst	Lab
Total/NA	Prep	WI GRO			145655	10/21/16 13:00	CMM	TAL CF
Total/NA	Analysis	WI-GRO		5	145643	10/22/16 00:45	CMM	TAL CF
Total/NA	Prep	WI GRO			145891	10/24/16 12:01	CMM	TAL CF
Total/NA	Analysis	WI-GRO		5	145873	10/24/16 20:20	CMM	TAL CF

Client Sample ID: B-8
 Date Collected: 10/12/16 00:00
 Date Received: 10/18/16 09:00

Lab Sample ID: 310-91980-9
 Matrix: Soil
 Percent Solids: 92.0

Prep Type	Batch Type	Batch Method	Run	Dilution Factor	Batch Number	Prepared or Analyzed	Analyst	Lab
Total/NA	Prep	WI GRO			145655	10/21/16 13:00	CMM	TAL CF
Total/NA	Analysis	WI-GRO		1	145643	10/21/16 18:02	CMM	TAL CF
Total/NA	Prep	WI GRO			145891	10/24/16 12:01	CMM	TAL CF
Total/NA	Analysis	WI-GRO		1	145873	10/24/16 16:36	CMM	TAL CF

Client Sample ID: B-9
 Date Collected: 10/12/16 00:00
 Date Received: 10/18/16 09:00

Lab Sample ID: 310-91980-10
 Matrix: Soil
 Percent Solids: 92.3

Prep Type	Batch Type	Batch Method	Run	Dilution Factor	Batch Number	Prepared or Analyzed	Analyst	Lab
Total/NA	Prep	WI GRO			145655	10/21/16 13:00	CMM	TAL CF
Total/NA	Analysis	WI-GRO		1	145643	10/21/16 18:31	CMM	TAL CF

Lab Chronicle

Client: Millsop Associates, inc
 Project/Site: Junction Oasis ICO - Carlton, MN

TestAmerica Job ID: 310-91980-1
 SDG: M-1100

Client Sample ID: B-10
 Date Collected: 10/12/16 00:00
 Date Received: 10/18/16 09:00

Lab Sample ID: 310-91980-11
 Matrix: Soil
 Percent Solids: 91.0

Prep Type	Batch Type	Batch Method	Run	Dilution Factor	Batch Number	Prepared or Analyzed	Analyst	Lab
Total/NA	Prep	WI GRO			145655	10/21/16 13:00	CMM	TAL CF
Total/NA	Analysis	WI-GRO		1	145643	10/21/16 18:59	CMM	TAL CF

Client Sample ID: D-1
 Date Collected: 10/14/16 00:00
 Date Received: 10/18/16 09:00

Lab Sample ID: 310-91980-12
 Matrix: Soil
 Percent Solids: 89.6

Prep Type	Batch Type	Batch Method	Run	Dilution Factor	Batch Number	Prepared or Analyzed	Analyst	Lab
Total/NA	Prep	WI GRO			145655	10/21/16 13:00	CMM	TAL CF
Total/NA	Analysis	WI-GRO		1	145643	10/21/16 23:48	CMM	TAL CF
Total/NA	Prep	WI GRO			145891	10/24/16 12:01	CMM	TAL CF
Total/NA	Analysis	WI-GRO		10	145873	10/24/16 23:12	CMM	TAL CF
Total/NA	Prep	3550B			145342	10/19/16 13:05	AJM	TAL CF
Total/NA	Analysis	WI-DRO		10	146031	10/25/16 12:03	VIA	TAL CF

Client Sample ID: D-2
 Date Collected: 10/14/16 00:00
 Date Received: 10/18/16 09:00

Lab Sample ID: 310-91980-13
 Matrix: Soil
 Percent Solids: 90.5

Prep Type	Batch Type	Batch Method	Run	Dilution Factor	Batch Number	Prepared or Analyzed	Analyst	Lab
Total/NA	Prep	WI GRO			145655	10/21/16 13:00	CMM	TAL CF
Total/NA	Analysis	WI-GRO		1	145643	10/21/16 23:19	CMM	TAL CF
Total/NA	Prep	WI GRO			145891	10/24/16 12:01	CMM	TAL CF
Total/NA	Analysis	WI-GRO		1	145873	10/24/16 21:17	CMM	TAL CF
Total/NA	Prep	3550B			145342	10/19/16 13:05	AJM	TAL CF
Total/NA	Analysis	WI-DRO		1	145830	10/24/16 22:12	VIA	TAL CF

Client Sample ID: D-3
 Date Collected: 10/14/16 00:00
 Date Received: 10/18/16 09:00

Lab Sample ID: 310-91980-14
 Matrix: Soil
 Percent Solids: 89.6

Prep Type	Batch Type	Batch Method	Run	Dilution Factor	Batch Number	Prepared or Analyzed	Analyst	Lab
Total/NA	Prep	WI GRO			145655	10/21/16 13:00	CMM	TAL CF
Total/NA	Analysis	WI-GRO		1	145643	10/21/16 22:50	CMM	TAL CF
Total/NA	Prep	WI GRO			145891	10/24/16 12:01	CMM	TAL CF
Total/NA	Analysis	WI-GRO		10	145873	10/25/16 00:10	CMM	TAL CF
Total/NA	Prep	3550B			145342	10/19/16 13:05	AJM	TAL CF
Total/NA	Analysis	WI-DRO		20	146031	10/25/16 13:14	VIA	TAL CF

Lab Chronicle

Client: Millsop Associates, inc
 Project/Site: Junction Oasis ICO - Carlton, MN

TestAmerica Job ID: 310-91980-1
 SDG: M-1100

Client Sample ID: D-4

Date Collected: 10/14/16 00:00
 Date Received: 10/18/16 09:00

Lab Sample ID: 310-91980-15

Matrix: Soil
 Percent Solids: 89.3

Prep Type	Batch Type	Batch Method	Run	Dilution Factor	Batch Number	Prepared or Analyzed	Analyst	Lab
Total/NA	Prep	WI GRO			145655	10/21/16 13:00	CMM	TAL CF
Total/NA	Analysis	WI-GRO		1	145643	10/21/16 22:21	CMM	TAL CF
Total/NA	Prep	WI GRO			145891	10/24/16 12:01	CMM	TAL CF
Total/NA	Analysis	WI-GRO		10	145873	10/25/16 00:39	CMM	TAL CF
Total/NA	Prep	3550B			145342	10/19/16 13:05	AJM	TAL CF
Total/NA	Analysis	WI-DRO		10	146031	10/25/16 14:26	VIA	TAL CF

Client Sample ID: D-5

Date Collected: 10/14/16 00:00
 Date Received: 10/18/16 09:00

Lab Sample ID: 310-91980-16

Matrix: Soil
 Percent Solids: 88.4

Prep Type	Batch Type	Batch Method	Run	Dilution Factor	Batch Number	Prepared or Analyzed	Analyst	Lab
Total/NA	Prep	WI GRO			145655	10/21/16 13:00	CMM	TAL CF
Total/NA	Analysis	WI-GRO		5	145643	10/22/16 01:14	CMM	TAL CF
Total/NA	Prep	WI GRO			145891	10/24/16 12:01	CMM	TAL CF
Total/NA	Analysis	WI-GRO		5	145873	10/24/16 20:48	CMM	TAL CF
Total/NA	Prep	3550B			145342	10/19/16 13:05	AJM	TAL CF
Total/NA	Analysis	WI-DRO		20	146031	10/25/16 13:50	VIA	TAL CF

Client Sample ID: D-6

Date Collected: 10/14/16 00:00
 Date Received: 10/18/16 09:00

Lab Sample ID: 310-91980-17

Matrix: Soil
 Percent Solids: 95.4

Prep Type	Batch Type	Batch Method	Run	Dilution Factor	Batch Number	Prepared or Analyzed	Analyst	Lab
Total/NA	Prep	WI GRO			145891	10/24/16 12:01	CMM	TAL CF
Total/NA	Analysis	WI-GRO		20	145873	10/24/16 16:07	CMM	TAL CF
Total/NA	Prep	WI GRO			145891	10/24/16 12:01	CMM	TAL CF
Total/NA	Analysis	WI-GRO		5	145873	10/24/16 22:15	CMM	TAL CF
Total/NA	Prep	3550B			145342	10/19/16 13:05	AJM	TAL CF
Total/NA	Analysis	WI-DRO		20	146031	10/25/16 12:39	VIA	TAL CF

Client Sample ID: D-7

Date Collected: 10/14/16 00:00
 Date Received: 10/18/16 09:00

Lab Sample ID: 310-91980-18

Matrix: Soil
 Percent Solids: 92.1

Prep Type	Batch Type	Batch Method	Run	Dilution Factor	Batch Number	Prepared or Analyzed	Analyst	Lab
Total/NA	Prep	WI GRO			145891	10/24/16 12:01	CMM	TAL CF
Total/NA	Analysis	WI-GRO		20	145873	10/24/16 15:39	CMM	TAL CF
Total/NA	Prep	WI GRO			145891	10/24/16 12:01	CMM	TAL CF
Total/NA	Analysis	WI-GRO		5	145873	10/24/16 21:46	CMM	TAL CF

Lab Chronicle

Client: Millsop Associates, inc
 Project/Site: Junction Oasis ICO - Carlton, MN

TestAmerica Job ID: 310-91980-1
 SDG: M-1100

Client Sample ID: D-8
 Date Collected: 10/14/16 00:00
 Date Received: 10/18/16 09:00

Lab Sample ID: 310-91980-19
 Matrix: Soil
 Percent Solids: 92.7

Prep Type	Batch Type	Batch Method	Run	Dilution Factor	Batch Number	Prepared or Analyzed	Analyst	Lab
Total/NA	Prep	WI GRO			145655	10/21/16 13:00	CMM	TAL CF
Total/NA	Analysis	WI-GRO		5	145643	10/22/16 00:16	CMM	TAL CF
Total/NA	Prep	WI GRO			145891	10/24/16 12:01	CMM	TAL CF
Total/NA	Analysis	WI-GRO		5	145873	10/24/16 19:51	CMM	TAL CF

Client Sample ID: D-9
 Date Collected: 10/14/16 00:00
 Date Received: 10/18/16 09:00

Lab Sample ID: 310-91980-20
 Matrix: Soil
 Percent Solids: 94.1

Prep Type	Batch Type	Batch Method	Run	Dilution Factor	Batch Number	Prepared or Analyzed	Analyst	Lab
Total/NA	Prep	WI GRO			145655	10/21/16 13:00	CMM	TAL CF
Total/NA	Analysis	WI-GRO		1	145643	10/21/16 19:28	CMM	TAL CF
Total/NA	Prep	WI GRO			145891	10/24/16 12:01	CMM	TAL CF
Total/NA	Analysis	WI-GRO		1	145873	10/24/16 17:55	CMM	TAL CF

Client Sample ID: D-10
 Date Collected: 10/14/16 00:00
 Date Received: 10/18/16 09:00

Lab Sample ID: 310-91980-21
 Matrix: Soil
 Percent Solids: 90.0

Prep Type	Batch Type	Batch Method	Run	Dilution Factor	Batch Number	Prepared or Analyzed	Analyst	Lab
Total/NA	Prep	WI GRO			145655	10/21/16 13:00	CMM	TAL CF
Total/NA	Analysis	WI-GRO		1	145643	10/21/16 19:57	CMM	TAL CF
Total/NA	Prep	WI GRO			145891	10/24/16 12:01	CMM	TAL CF
Total/NA	Analysis	WI-GRO		10	145873	10/24/16 23:41	CMM	TAL CF

Laboratory References:

TAL CF = TestAmerica Cedar Falls, 704 Enterprise Drive, Cedar Falls, IA 50613. TEL (319)277-2401

Certification Summary

Client: Millsop Associates, inc
Project/Site: Junction Oasis ICO - Carlton, MN

TestAmerica Job ID: 310-91980-1
SDG: M-1100

Laboratory: TestAmerica Cedar Falls

All certifications held by this laboratory are listed. Not all certifications are applicable to this report.

Authority	Program	EPA Region	Certification ID	Expiration Date
AIHA-LAP, LLC	IHLAP		101044	11-01-16 *
Georgia	State Program	4	N/A	09-29-17
Illinois	NELAP	5	200024	11-29-16
Iowa	State Program	7	007	12-01-17
Kansas	NELAP	7	E-10341	01-31-17
Minnesota	NELAP	5	019-999-319	12-31-16
Minnesota (Petrofund)	State Program	1	3349	08-22-17
North Dakota	State Program	8	R-186	09-29-17
Oregon	NELAP	10	IA100001	09-29-17



* Certification renewal pending - certification considered valid.

TestAmerica Cedar Falls

Method Summary

Client: Millsop Associates, inc
Project/Site: Junction Oasis ICO - Carlton, MN

TestAmerica Job ID: 310-91980-1
SDG: M-1100

Method	Method Description	Protocol	Laboratory
WI-GRO	Wisconsin - Gasoline Range Organics (GC)	WI-GRO	TAL CF
WI-DRO	Wisconsin - Diesel Range Organics (GC)	WI-DRO	TAL CF

Protocol References:

WI-DRO = "Modified DRO: Method For Determining Diesel Range Organics", Wisconsin DNR, Publ-SW-141, September, 1995.

WI-GRO = "Modified GRO: Method For Determining Gasoline Range Organics", Wisconsin DNR, Publ-SW-140, September, 1995.

Laboratory References:

TAL CF = TestAmerica Cedar Falls, 704 Enterprise Drive, Cedar Falls, IA 50613, TEL (319)277-2401





Cooler/Sample Receipt and Temperature Log Form

Client Information	
Client: <u>Millsop</u>	
City/State: <u>Crosby MN</u>	Project: <u>Junction Oasis (M-1100)</u>
Receipt Information	
Date/Time Received: <u>10-18-16 900</u>	Received By: <u>GL</u>
Delivery Type: <input checked="" type="checkbox"/> UPS <input type="checkbox"/> FedEx <input type="checkbox"/> FedEx Ground <input type="checkbox"/> US Mail <input type="checkbox"/> Spee-Dee <input type="checkbox"/> TA Courier <input type="checkbox"/> TA Field Services <input type="checkbox"/> Client Drop-off <input type="checkbox"/> Other: _____	
Condition of Cooler/Containers	
Sample(s) received in Cooler? <input checked="" type="checkbox"/> Yes <input type="checkbox"/> No	If yes: Cooler ID: <u>Red-1</u>
Multiple Coolers? <input checked="" type="checkbox"/> Yes <input type="checkbox"/> No	If yes: Cooler # <u>1</u> of <u>4</u>
Cooler Custody Seals Present? <input checked="" type="checkbox"/> Yes <input type="checkbox"/> No	If yes: Cooler custody seals intact? <input checked="" type="checkbox"/> Yes <input type="checkbox"/> No
Sample Custody Seals Present? <input type="checkbox"/> Yes <input checked="" type="checkbox"/> No	If yes: Sample custody seals intact? <input type="checkbox"/> Yes <input type="checkbox"/> No
Trip Blank Present? <input checked="" type="checkbox"/> Yes <input type="checkbox"/> No	If yes: Which VOA samples are in cooler? ↓
<u>Methanol: B-1 to B-1010 + D-5 to D-10</u>	
Temperature Record	
Coolant: <input checked="" type="checkbox"/> Wet ice <input type="checkbox"/> Blue ice <input type="checkbox"/> Dry ice <input type="checkbox"/> Other: _____ <input type="checkbox"/> NONE	
Temperature Blank? <input checked="" type="checkbox"/> Yes <input type="checkbox"/> No	ID & Bottle Type:
NOTE: If yes, use temp blank for measurement. If no, specify sample ID(s) and bottle type used to take measurement.	
Thermometer ID: <u>G</u>	Correction Factor (°C): <u>-0.1</u>
Uncorrected Temp (°C): <u>1.1</u>	Corrected Temp (°C): <u>1.0</u>
Exceptions Noted	
1) If temperature exceeds criteria, was sample(s) received same day of sampling? <input type="checkbox"/> Yes <input type="checkbox"/> No	
a) If yes: Is there evidence that the chilling process began? <input type="checkbox"/> Yes <input type="checkbox"/> No	
2) If temperature is <0°C, are there obvious signs that the integrity of sample containers is compromised? (e.g., bulging septa, broken/cracked bottles?) <input type="checkbox"/> Yes <input type="checkbox"/> No	
NOTE: If yes, contact PM before proceeding. If no, proceed with login	
Additional Comments	
<u>Missing Dro Samples for: B-5 to B-10 etc 10/19</u>	

14

Place COC scanning label here

Cooler/Sample Receipt and Temperature Log Form

Client Information	
Client:	Millsop
City/State:	Crosby MN Project: Junction Oasis (M-1100)
Receipt Information	
Date/Time Received:	10-18-16 900 Received By: GL
Delivery Type:	<input checked="" type="checkbox"/> UPS <input type="checkbox"/> FedEx <input type="checkbox"/> FedEx Ground <input type="checkbox"/> US Mail <input type="checkbox"/> Spee-Dee <input type="checkbox"/> TA Courier <input type="checkbox"/> TA Field Services <input type="checkbox"/> Client Drop-off <input type="checkbox"/> Other:
Condition of Cooler/Containers	
Sample(s) received in Cooler?	<input checked="" type="checkbox"/> Yes <input type="checkbox"/> No If yes: Cooler ID: Red-2
Multiple Coolers?	<input checked="" type="checkbox"/> Yes <input type="checkbox"/> No If yes: Cooler # 2 of 4
Cooler Custody Seals Present?	<input checked="" type="checkbox"/> Yes <input type="checkbox"/> No If yes: Cooler custody seals intact? <input checked="" type="checkbox"/> Yes <input type="checkbox"/> No
Sample Custody Seals Present?	<input type="checkbox"/> Yes <input checked="" type="checkbox"/> No If yes: Sample custody seals intact? <input type="checkbox"/> Yes <input type="checkbox"/> No
Trip Blank Present?	<input type="checkbox"/> Yes <input checked="" type="checkbox"/> No If yes: Which VOA samples are in cooler? ↓
Temperature Record	
Coolant:	<input checked="" type="checkbox"/> Wet ice <input type="checkbox"/> Blue ice <input type="checkbox"/> Dry ice <input type="checkbox"/> Other: <input type="checkbox"/> NONE
Temperature Blank?	<input checked="" type="checkbox"/> Yes <input type="checkbox"/> No ID & Bottle Type:
NOTE: If yes, use temp blank for measurement. If no, specify sample ID(s) and bottle type used to take measurement.	
Thermometer ID:	H GL Correction Factor (°C): 0.1 0
Uncorrected Temp (°C):	0.6 Corrected Temp (°C): 0.6
Exceptions Noted	
1) If temperature exceeds criteria, was sample(s) received same day of sampling? <input type="checkbox"/> Yes <input type="checkbox"/> No	
a) If yes: Is there evidence that the chilling process began? <input type="checkbox"/> Yes <input type="checkbox"/> No	
2) If temperature is <0°C, are there obvious signs that the integrity of sample containers is compromised? (e.g., bulging septa, broken/cracked bottles?) <input type="checkbox"/> Yes <input type="checkbox"/> No	
NOTE: If yes, contact PM before proceeding. If no, proceed with login	
Additional Comments	

Cooler/Sample Receipt and Temperature Log Form

Client Information	
Client: <u>MillSop Associates</u>	
City/State: <u>Crosby, MN</u>	Project: <u>Junction Oasis (M-1100)</u>
Receipt Information	
Date/Time Received: <u>10/18/16 9:00</u>	Received By: <u>ST</u>
Delivery Type: <input checked="" type="checkbox"/> UPS <input type="checkbox"/> FedEx <input type="checkbox"/> FedEx Ground <input type="checkbox"/> US Mail <input type="checkbox"/> Spee-Dee <input type="checkbox"/> TA Courier <input type="checkbox"/> TA Field Services <input type="checkbox"/> Client Drop-off <input type="checkbox"/> Other: _____	
Condition of Cooler/Containers	
Sample(s) received in Cooler?	<input checked="" type="checkbox"/> Yes <input type="checkbox"/> No If yes: Cooler ID: <u>TA mpis MN</u>
Multiple Coolers?	<input checked="" type="checkbox"/> Yes <input type="checkbox"/> No If yes: Cooler # <u>3</u> of <u>4</u>
Cooler Custody Seals Present?	<input checked="" type="checkbox"/> Yes <input checked="" type="checkbox"/> No If yes: Cooler custody seals intact? <input checked="" type="checkbox"/> Yes <input type="checkbox"/> No
Sample Custody Seals Present?	<input type="checkbox"/> Yes <input type="checkbox"/> No If yes: Sample custody seals intact? <input type="checkbox"/> Yes <input type="checkbox"/> No
Trip Blank Present?	<input type="checkbox"/> Yes <input checked="" type="checkbox"/> No If yes: Which VOA samples are in cooler? ↓
Temperature Record	
Coolant: <input checked="" type="checkbox"/> Wet ice <input type="checkbox"/> Blue ice <input type="checkbox"/> Dry ice <input type="checkbox"/> Other: _____ <input type="checkbox"/> NONE	
Temperature Blank?	<input checked="" type="checkbox"/> Yes <input type="checkbox"/> No ID & Bottle Type: _____
NOTE: If yes, use temp blank for measurement. If no, specify sample ID(s) and bottle type used to take measurement.	
Thermometer ID: <u>H</u>	Correction Factor (°C): <u>0°C</u>
Uncorrected Temp (°C): <u>0.9°C</u>	Corrected Temp (°C): <u>0.9°C</u>
Exceptions Noted	
1) If temperature exceeds criteria, was sample(s) received same day of sampling? <input type="checkbox"/> Yes <input type="checkbox"/> No	
a) If yes: Is there evidence that the chilling process began? <input type="checkbox"/> Yes <input type="checkbox"/> No	
2) If temperature is <0°C, are there obvious signs that the integrity of sample containers is compromised? (e.g., bulging septa, broken/cracked bottles?) <input type="checkbox"/> Yes <input type="checkbox"/> No	
NOTE: If yes, contact PM before proceeding. If no, proceed with login	
Additional Comments	

Cooler/Sample Receipt and Temperature

Client Information	
Client: <u>Millsop Associates</u>	
City/State: <u>Crosby, MN</u>	Project: <u>Junction Oasis (M-1100)</u>
Receipt Information: <u>10/19/14</u> <u>GL</u> <u>10/19</u>	
Date/Time Received: <u>10-18-16 9:00-9:35</u>	Received By: <u>GL</u>
Delivery Type: <input checked="" type="checkbox"/> UPS <input checked="" type="checkbox"/> FedEx <u>GL 10/19</u> <input type="checkbox"/> FedEx Ground <input type="checkbox"/> US Mail <input type="checkbox"/> Spee-Dee <input type="checkbox"/> TA Courier <input type="checkbox"/> TA Field Services <input type="checkbox"/> Client Drop-off <input type="checkbox"/> Other: _____	
Condition of Cooler/Containers	
Sample(s) received in Cooler?	<input checked="" type="checkbox"/> Yes <input type="checkbox"/> No If yes: Cooler ID: <u>Blue-1</u>
Multiple Coolers?	<input checked="" type="checkbox"/> Yes <input type="checkbox"/> No If yes: Cooler # <u>4</u> of <u>4</u>
Cooler Custody Seals Present?	<input type="checkbox"/> Yes <input checked="" type="checkbox"/> No If yes: Cooler custody seals intact? <input type="checkbox"/> Yes <input type="checkbox"/> No
Sample Custody Seals Present?	<input type="checkbox"/> Yes <input checked="" type="checkbox"/> No If yes: Sample custody seals intact? <input type="checkbox"/> Yes <input type="checkbox"/> No
Trip Blank Present?	<input type="checkbox"/> Yes <input checked="" type="checkbox"/> No If yes: Which VOA samples are in cooler? ↓
Temperature Record	
Coolant: <input checked="" type="checkbox"/> Wet ice <input type="checkbox"/> Blue ice <input type="checkbox"/> Dry ice <input type="checkbox"/> Other: _____ <input type="checkbox"/> NONE	
Temperature Blank?	<input checked="" type="checkbox"/> Yes <input type="checkbox"/> No ID & Bottle Type: _____
NOTE: If yes, use temp blank for measurement. If no, specify sample ID(s) and bottle type used to take measurement.	
Thermometer ID: <u>GL 10/19</u> <u>5</u>	Correction Factor (°C): <u>0</u>
Uncorrected Temp (°C): <u>3.7</u>	Corrected Temp (°C): <u>3.7</u>
Exceptions Noted	
1) If temperature exceeds criteria, was sample(s) received same day of sampling? <input type="checkbox"/> Yes <input type="checkbox"/> No	
a) If yes: Is there evidence that the chilling process began? <input type="checkbox"/> Yes <input type="checkbox"/> No	
2) If temperature is <0°C, are there obvious signs that the integrity of sample containers is compromised? (e.g., bulging septa, broken/cracked bottles?) <input type="checkbox"/> Yes <input type="checkbox"/> No	
NOTE: If yes, contact PM before proceeding. If no, proceed with login.	
Additional Comments	

Client Name: Mullisop Assos Client #: _____

Address: Cresby MA

City/State/Zip Code: M-1100

Project Manager: Carlton State: MN

Email Address: _____

Telephone Number: _____

Sampler Name: (Print Name) Mark Mullisop

Sampler Signature: [Signature]

Project Name: Junction Oasis ICO

Project #: _____

Site/Location ID: Carlton State: MN

Report To: _____

Invoice To: _____

Quote #: _____

Fax: _____

PO#: _____

TAT	Standard	Rush (surcharges may apply)	Date Sampled	Time Sampled	G = Grab, C = Composite	Field Filtered	Matrix Preservation & # of Containers:							Analyze For:	QC Deliverables	REMARKS		
							SL - Sludge DW - Drinking Water	GV - Groundwater S - Soil/Solid	WW - Wastewater	Specy. Other	HNO ₃	HCl	NaOH				H ₂ SO ₄	Mechanical
	Top Blank	Y N	10/12	2:00 PM	G													
	B-1	Y N			G													
	B-2	Y N			G													
	B-3	Y N			G													
	B-4	Y N			G													
	B-5	Y N			G													
	B-6	Y N			G													
	B-7	Y N			G													
	B-8	Y N			G													
	B-9	Y N			G													
	B-10	Y N			G													

LABORATORY COMMENTS:

Received By	Date	Time	Received By	Date	Time
[Signature]	10/17/16	4:27	[Signature]	10/18/16	9:00

Login Sample Receipt Checklist

Client: Millsop Associates, inc

Job Number: 310-91980-1

SDG Number: M-1100

Login Number: 91980

List Source: TestAmerica Cedar Falls

List Number: 1

Creator: Berry, Brita K

Question	Answer	Comment
Radioactivity wasn't checked or is \leq background as measured by a survey meter.	N/A	
The cooler's custody seal, if present, is intact.	True	
Sample custody seals, if present, are intact.	N/A	
The cooler or samples do not appear to have been compromised or tampered with.	True	
Samples were received on ice.	True	
Cooler Temperature is acceptable.	True	
Cooler Temperature is recorded.	True	
COC is present.	True	
COC is filled out in ink and legible.	True	
COC is filled out with all pertinent information.	True	
Is the Field Sampler's name present on COC?	True	
There are no discrepancies between the containers received and the COC.	False	Received missing cooler 10/19/16.
Samples are received within Holding Time (excluding tests with immediate HTs)	True	
Sample containers have legible labels.	True	
Containers are not broken or leaking.	True	
Sample collection date/times are provided.	True	
Appropriate sample containers are used.	True	
Sample bottles are completely filled.	True	
Sample Preservation Verified.	True	
There is sufficient vol. for all requested analyses, incl. any requested MS/MSDs	True	
Containers requiring zero headspace have no headspace or bubble is $<6\text{mm}$ (1/4").	True	
Multiphasic samples are not present.	True	
Samples do not require splitting or compositing.	True	
Residual Chlorine Checked.	N/A	

ANALYTICAL REPORT

Job Number: 310-91980-1

SDG Number: M-1100

Job Description: Junction Oasis ICO - Carlton, MN

For:

Millsop Associates, inc
35797 Dolney Lake Road
PO BOX 236
Crosby, MN 56441

Attention: Mr. Mark Millsop



Approved for release
Angela C Muehling
Project Manager I
10/26/2016 1:16 PM

Angela C Muehling, Project Manager I
704 Enterprise Drive, Cedar Falls, IA, 50613
angela.muehling@testamericainc.com
10/26/2016

Table of Contents

- Cover Title Page 1
- GC VOA 3
 - Method WI GRO 3
 - Method WI GRO Sample Data 4
 - Method WI GRO CCAL Data 110
- GC Semi VOA 143
 - Method WI DRO 143
 - Method WI DRO Sample Data 144
 - Method WI DRO CCAL Data 164

Method WI GRO

Wisconsin - Gasoline Range Organics
(GC) by Method WI_GRO

TestAmerica Cedar Falls
Target Compound Quantitation Report

Data File: \\ChromNA\CedarFalls\ChromData\Cinnamon\20161021-32870.b\102116_CINNAMON_025.d
 Lims ID: 310-91980-A-1-A
 Client ID: Trip Blank
 Sample Type: Client
 Inject. Date: 22-Oct-2016 03:05:00 ALS Bottle#: 0 Worklist Smp#: 25
 Purge Vol: 5.000 mL Dil. Factor: 1.0000
 Sample Info: 310-0032870-025
 Misc. Info.: 310-0032870-025
 Operator ID: System Instrument ID: Cinnamon
 Method: \\ChromNA\CedarFalls\ChromData\Cinnamon\20161021-32870.b\GRO SOILS.m
 Limit Group: GCV WI GRO ICAL
 Last Update: 24-Oct-2016 08:04:15 Calib Date: 10-Oct-2016 21:53:00
 Integrator: Falcon
 Quant Method: External Standard Quant By: Initial Calibration
 Last ICal File: \\ChromNA\CedarFalls\ChromData\Cinnamon\20161010-32606.b\101016_CINNAMON_015.d
 Column 1 : Det: IC 091812_cinnamon_029-FID
 Column 2 : Det: IC 091812_cinnamon_029-PID
 Process Host: XAWRK027

First Level Reviewer: meyerch Date: 24-Oct-2016 07:55:58

Det	RT (min.)	Exp RT (min.)	Dlt RT (min.)	Response	OnCol Amt ug/l	Flags
-----	-----------	---------------	---------------	----------	----------------	-------

11 Methyl tert-butyl ether						M
2	9.514	9.600	-0.086	9444	0.0441	M
1	9.611	9.600	0.011	368315		
5 Benzene						M
2	12.334	12.335	-0.001	35622	0.0764	M
8 Toluene						M
2	14.907	14.900	0.007	94381	0.2447	M
12 Ethylbenzene						M
2	16.924	16.920	0.004	145935	0.5264	M
4 m-Xylene & p-Xylene						M
2	17.082	17.078	0.004	414768	1.26	M
A 3 C6-C10 WI						
1	17.196	(9.513-24.893)		14588751	47.2	
6 o-Xylene						M
2	17.633	17.629	0.004	214666	0.7081	M
\$ 1 4-Bromofluorobenzene (Surr)						M
2	18.350	18.349	0.001	7182359	21.5	M
1	18.353	18.349	0.004	378322		
S 2 Xylenes, Total						
2					1.97	

QC Flag Legend

Review Flags

M - Manually Integrated

Reagents:

GV_I_BFB17_00002

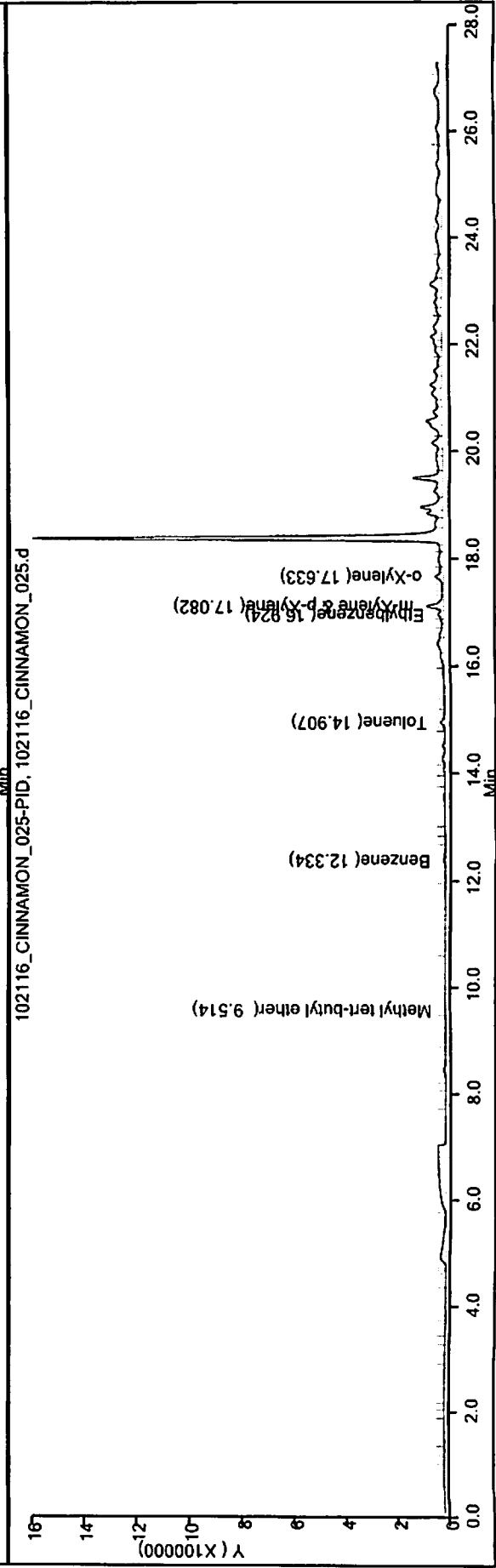
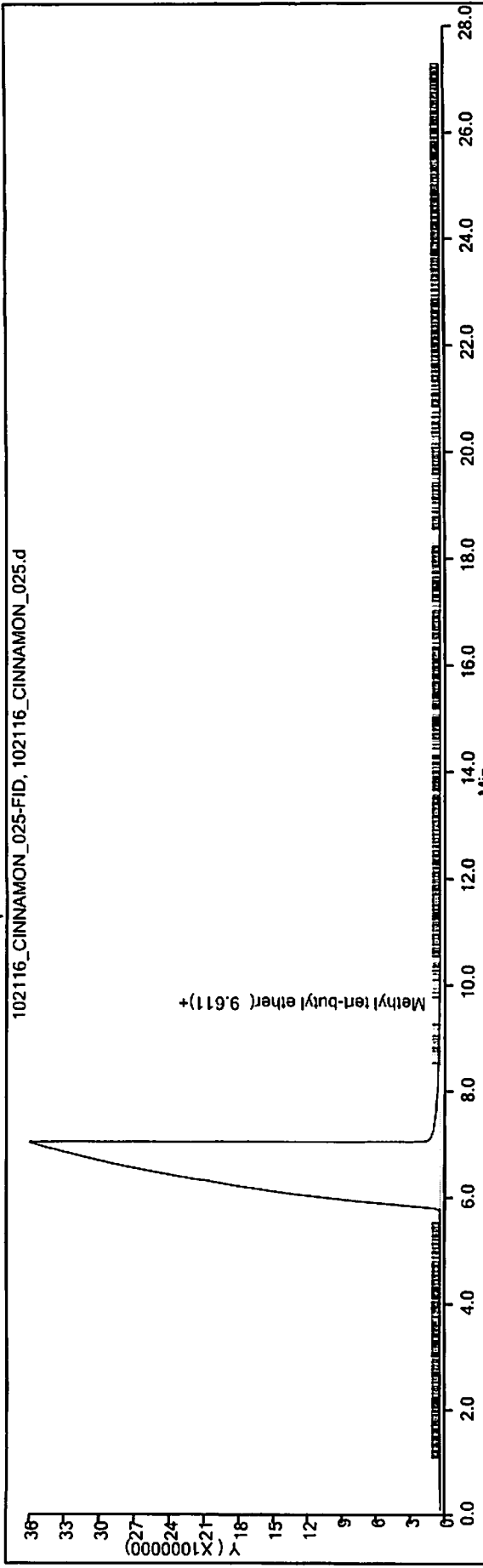
Amount Added: 1.00

Units: uL

Run Reagent

TestAmerica Cedar Falls

Data File: \\ChromNA\CedarFalls\ChromData\Cinnamon\20161021-32870.b\102116_CINNAMON_025.d
Injection Date: 22-Oct-2016 03:05:00 Instrument ID: Cinnamon Operator ID: System
Lims ID: 310-91980-A-1-A Lab Sample ID: 310-91980-1 Worklist Smp#: 25
Client ID: Trip Blank Dil. Factor: 1.0000 ALS Bottle#: 0
Purge Vol: 5.000 mL Limit Group: GCV WI GRO ICAL
Method: GRO SOILS



TestAmerica Cedar Falls
Target Compound Quantitation Report

Data File: \\ChromNA\CedarFalls\ChromData\Cinnamon\20161021-32870.b\102116_CINNAMON_025.d
 Lims ID: 310-91980-A-1-A
 Client ID: Trip Blank
 Sample Type: Client
 Inject. Date: 22-Oct-2016 03:05:00 ALS Bottle#: 0 Worklist Smp#: 25
 Purge Vol: 5.000 mL Dil. Factor: 1.0000
 Sample Info: 310-0032870-025
 Misc. Info.: 310-0032870-025
 Operator ID: System Instrument ID: Cinnamon
 Method: \\ChromNA\CedarFalls\ChromData\Cinnamon\20161021-32870.b\GRO SOILS.m
 Limit Group: GCV WI GRO ICAL
 Last Update: 24-Oct-2016 08:04:15 Calib Date: 10-Oct-2016 21:53:00
 Integrator: Falcon
 Quant Method: External Standard Quant By: Initial Calibration
 Last ICAL File: \\ChromNA\CedarFalls\ChromData\Cinnamon\20161010-32606.b\101016_CINNAMON_015.d
 Column 1 : Det: IC 091812_cinnamon_029-FID
 Column 2 : Det: IC 091812_cinnamon_029-PID
 Process Host: XAWRK027

First Level Reviewer: meyerch Date: 24-Oct-2016 07:55:58

Det	RT (min.)	Exp RT (min.)	Dlt RT (min.)	Response	OnCol Amt ug/l	Flags
11 Methyl tert-butyl ether						
2	9.514	9.600	-0.086	9444	0.0441	M
1	9.611	9.600	0.011	368315		
5 Benzene						
2	12.334	12.335	-0.001	35622	0.0764	M
8 Toluene						
2	14.907	14.900	0.007	94381	0.2447	M
12 Ethylbenzene						
2	16.924	16.920	0.004	145935	0.5264	M
4 m-Xylene & p-Xylene						
2	17.082	17.078	0.004	414768	1.26	M
A 3 C6-C10 WI						
1	17.196	(9.513-24.893)		14588751	47.2	
6 o-Xylene						
2	17.633	17.629	0.004	214666	0.7081	M
\$ 1 4-Bromofluorobenzene (Surr)						
2	18.350	18.349	0.001	7182359	21.5	M
1	18.353	18.349	0.004	378322		
S 2 Xylenes, Total						
2					1.97	

QC Flag Legend

Review Flags

M - Manually Integrated

Reagents:

GV_I_BFB17_00002

Amount Added: 1.00

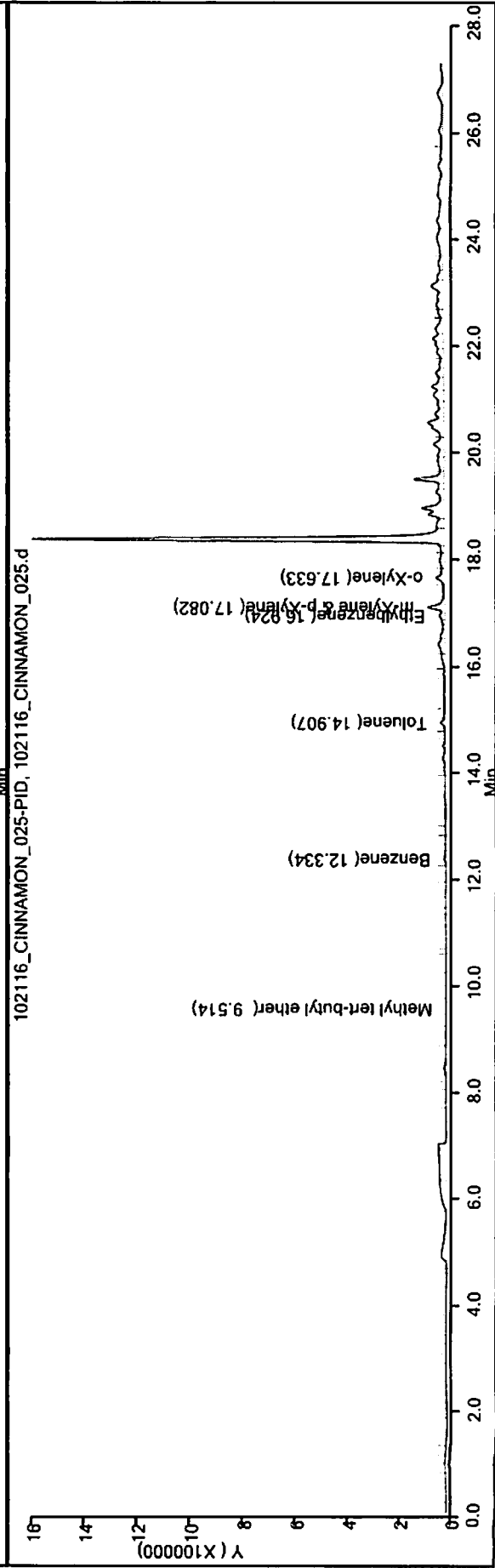
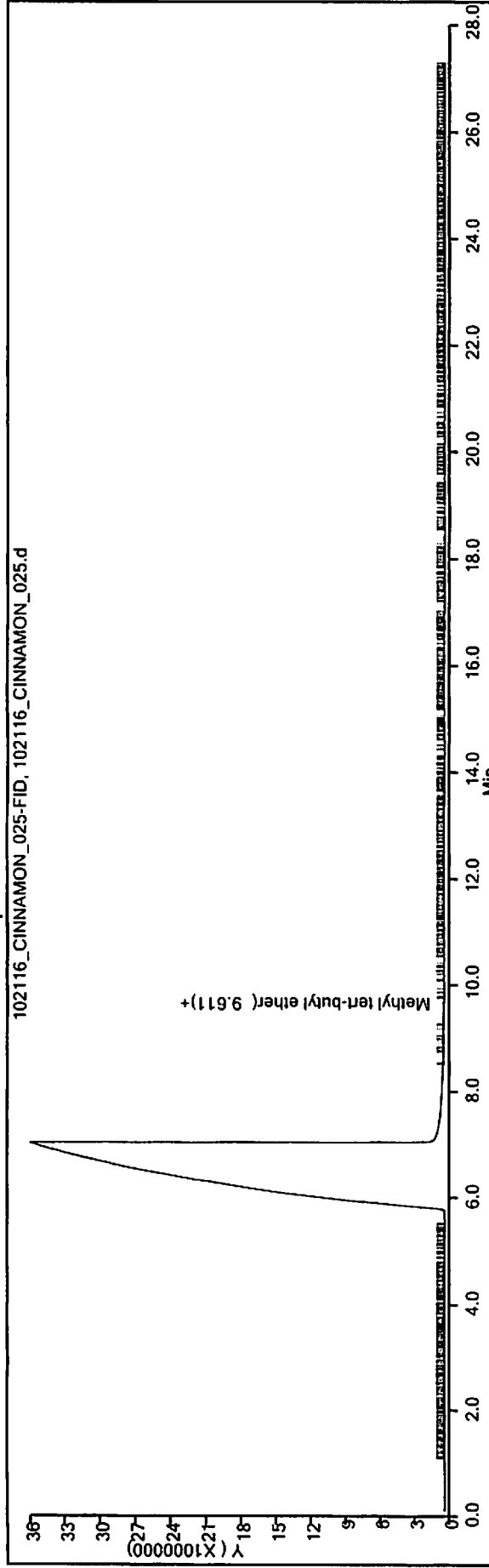
Units: uL

Run Reagent

TestAmerica Cedar Falls

Data File: \\ChromNA\CedarFalls\ChromData\Cinnamon\20161021-32870.b\102116_CINNAMON_025.d
 Injection Date: 22-Oct-2016 03:05:00 Instrument ID: Cinnamon Operator ID: System
 Lims ID: 310-91980-A-1-A Lab Sample ID: 310-91980-1 Worklist Smp#: 25

Client ID: Trip Blank Dil. Factor: 1.0000 ALS Bottle#: 0
 Purge Vol: 5.000 mL Limit Group: GCV WI GRO ICA L
 Method: GRO SOILS 102116_CINNAMON_025-FID, 102116_CINNAMON_025.d



TestAmerica Cedar Falls
Target Compound Quantitation Report

Data File: \\ChromNA\CedarFalls\ChromData\Cinnamon\20161021-32870.b\102116_CINNAMON_020.d
 Lims ID: 310-91980-A-2-A
 Client ID: B-1
 Sample Type: Client
 Inject. Date: 22-Oct-2016 00:10:00 ALS Bottle#: 0 Worklist Smp#: 20
 Purge Vol: 5.000 mL Dil. Factor: 5.0000
 Sample Info: 310-0032870-020
 Misc. Info.: 310-0032870-020
 Operator ID: System Instrument ID: Cinnamon
 Method: \\ChromNA\CedarFalls\ChromData\Cinnamon\20161021-32870.b\GRO SOILS.m
 Limit Group: GCV WI GRO ICAL
 Last Update: 24-Oct-2016 08:00:02 Calib Date: 10-Oct-2016 21:53:00
 Integrator: Falcon
 Quant Method: External Standard Quant By: Initial Calibration
 Last ICal File: \\ChromNA\CedarFalls\ChromData\Cinnamon\20161010-32606.b\101016_CINNAMON_015.d
 Column 1 : Det: IC 091812_cinnamon_029-FID
 Column 2 : Det: IC 091812_cinnamon_029-PID
 Process Host: XAWRK027

First Level Reviewer: meyerch Date: 24-Oct-2016 07:50:18

Det	RT (min.)	Exp RT (min.)	Dlt RT (min.)	Response	OnCol Amt ug/l	Flags
-----	-----------	---------------	---------------	----------	----------------	-------

11 Methyl tert-butyl ether						
2	9.569	9.600	-0.031	14742	0.0689	
1	9.672	9.600	0.072	223229		
5 Benzene						
2	12.338	12.335	0.003	134175	0.2879	M
8 Toluene						
2	14.873	14.900	-0.027	145375	0.3769	M
12 Ethylbenzene						
2	16.917	16.920	-0.003	2021488	7.29	M
4 m-Xylene & p-Xylene						
2	17.073	17.078	-0.005	7224341	21.9	M
6 o-Xylene						
2	17.619	17.629	-0.010	3067287	10.1	M
\$ 1 4-Bromofluorobenzene (Surr)						
2	18.345	18.349	-0.004	6648310	19.9	M
1	18.348	18.349	-0.001	302286		
S 2 Xylenes, Total						
2					32.1	

QC Flag Legend

Review Flags

M - Manually Integrated

Reagents:

GV_I_BFB17_00002 Amount Added: 1.00 Units: uL Run Reagent

Report Date: 24-Oct-2016 08:02:27

Chrom Revision: 2.2 17-Oct-2016 09:27:18

TestAmerica Cedar Falls

Data File: \\ChromNA\CedarFalls\ChromData\Cinnamon\20161021-32870.b\102116_CINNAMON_020.d

Injection Date: 22-Oct-2016 00:10:00

Instrument ID: Cinnamon

Operator ID: System

Lims ID: 310-91980-A-2-A

Lab Sample ID: 310-91980-2

Worklist Smp#: 20

Client ID: B-1

Purge Vol: 5.000 mL

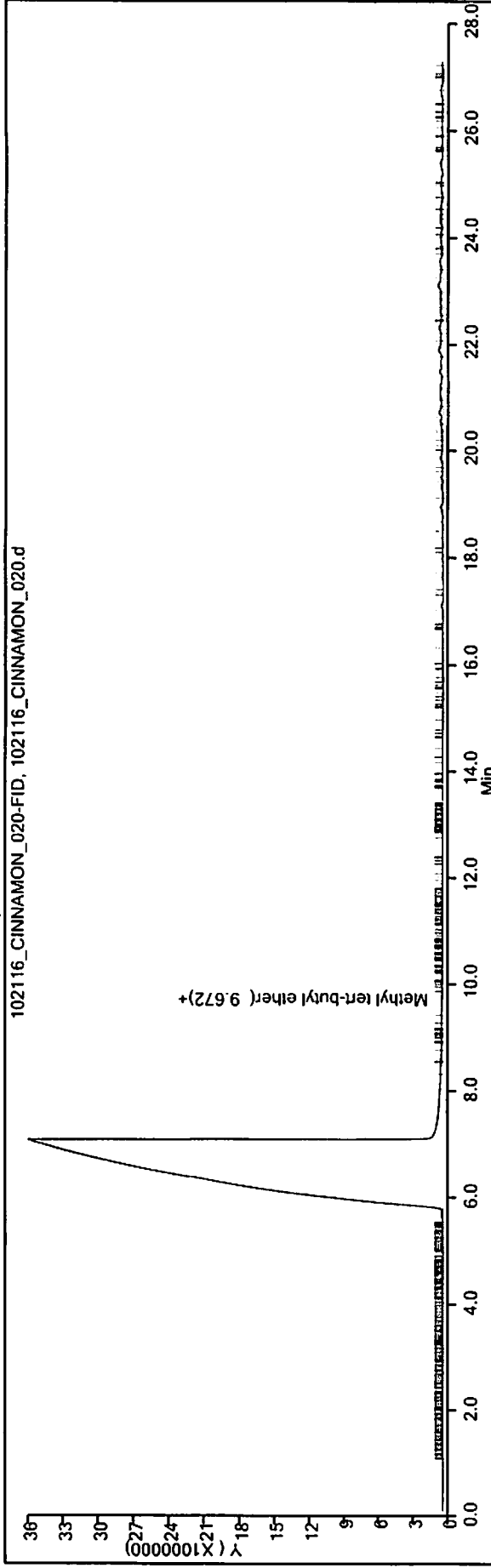
Dil. Factor: 5.0000

ALS Bottle#: 0

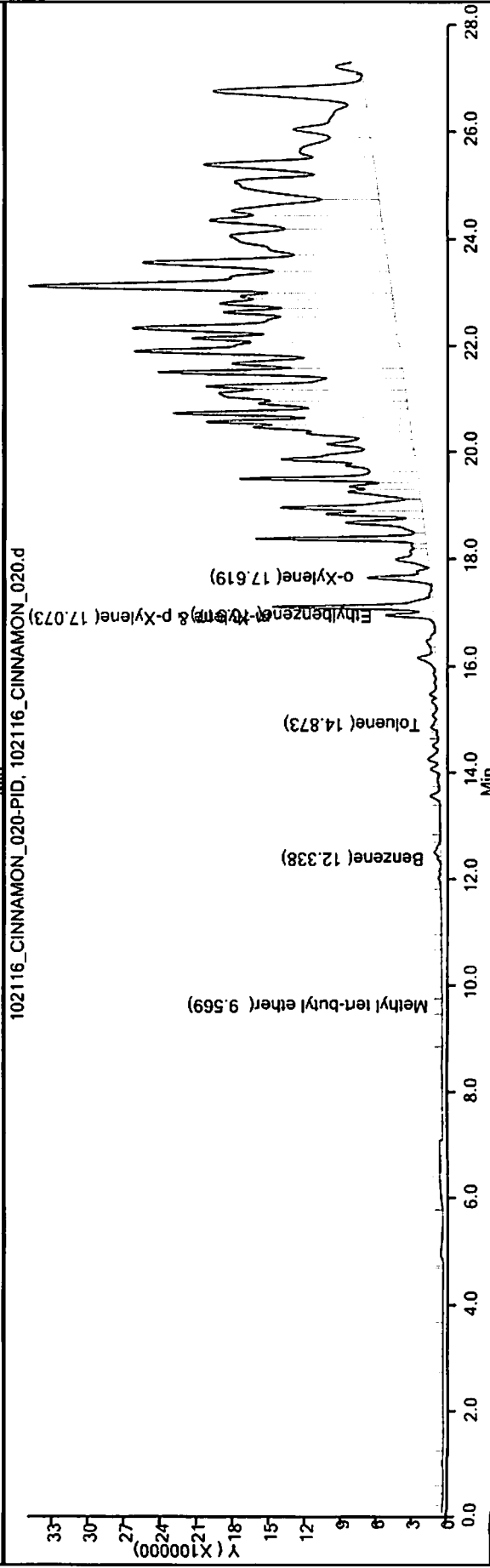
Method: GRO SOILS

Limit Group: GCV WI GRO ICAL

102116_CINNAMON_020-FID, 102116_CINNAMON_020.d



102116_CINNAMON_020-PID, 102116_CINNAMON_020.d



TestAmerica Cedar Falls
Target Compound Quantitation Report

Data File: \\ChromNA\CedarFalls\ChromData\Cinnamon\20161021-32870.b\102116_CINNAMON_021.d
 Lims ID: 310-91980-A-3-A
 Client ID: B-2
 Sample Type: Client
 Inject. Date: 22-Oct-2016 00:45:00 ALS Bottle#: 0 Worklist Smp#: 21
 Purge Vol: 5.000 mL Dil. Factor: 5.0000
 Sample Info: 310-0032870-021
 Misc. Info.: 310-0032870-021
 Operator ID: System Instrument ID: Cinnamon
 Method: \\ChromNA\CedarFalls\ChromData\Cinnamon\20161021-32870.b\GRO SOILS.m
 Limit Group: GCV WI GRO ICAL
 Last Update: 24-Oct-2016 08:00:02 Calib Date: 10-Oct-2016 21:53:00
 Integrator: Falcon
 Quant Method: External Standard Quant By: Initial Calibration
 Last ICal File: \\ChromNA\CedarFalls\ChromData\Cinnamon\20161010-32606.b\101016_CINNAMON_015.d
 Column 1 : Det: IC 091812_cinnamon_029-FID
 Column 2 : Det: IC 091812_cinnamon_029-PID
 Process Host: XAWRK027

First Level Reviewer: meyerch Date: 24-Oct-2016 07:51:45

Det	RT (min.)	Exp RT (min.)	Dlt RT (min.)	Response	OnCol Amt ug/l	Flags
8 Toluene						M
2	14.911	14.900	0.011	538726	1.40	M
12 Ethylbenzene						M
2	16.926	16.920	0.006	2573479	9.28	M
4 m-Xylene & p-Xylene						M
2	17.083	17.078	0.005	2674503	8.12	M
6 o-Xylene						M
2	17.630	17.629	0.001	1862060	6.14	M
\$ 1 4-Bromofluorobenzene (Surr)						M
2	18.353	18.349	0.004	6512759	19.5	M
1	18.354	18.349	0.005	326665		
S 2 Xylenes, Total						
2					14.3	

QC Flag Legend
Review Flags
M - Manually Integrated

Reagents:
GV_I_BFB17_00002 Amount Added: 1.00 Units: uL Run Reagent

TestAmerica Cedar Falls

Data File: \\ChromNA\CedarFalls\ChromData\Cinnamon\2016\1021-32870.b\102116_CINNAMON_021.d

Injection Date: 22-Oct-2016 00:45:00

Instrument ID: Cinnamon

Operator ID: System

Lims ID: 310-91980-A-3-A

Lab Sample ID: 310-91980-3

Worklist Smp#: 21

Client ID: B-2

ALS Bottle#: 0

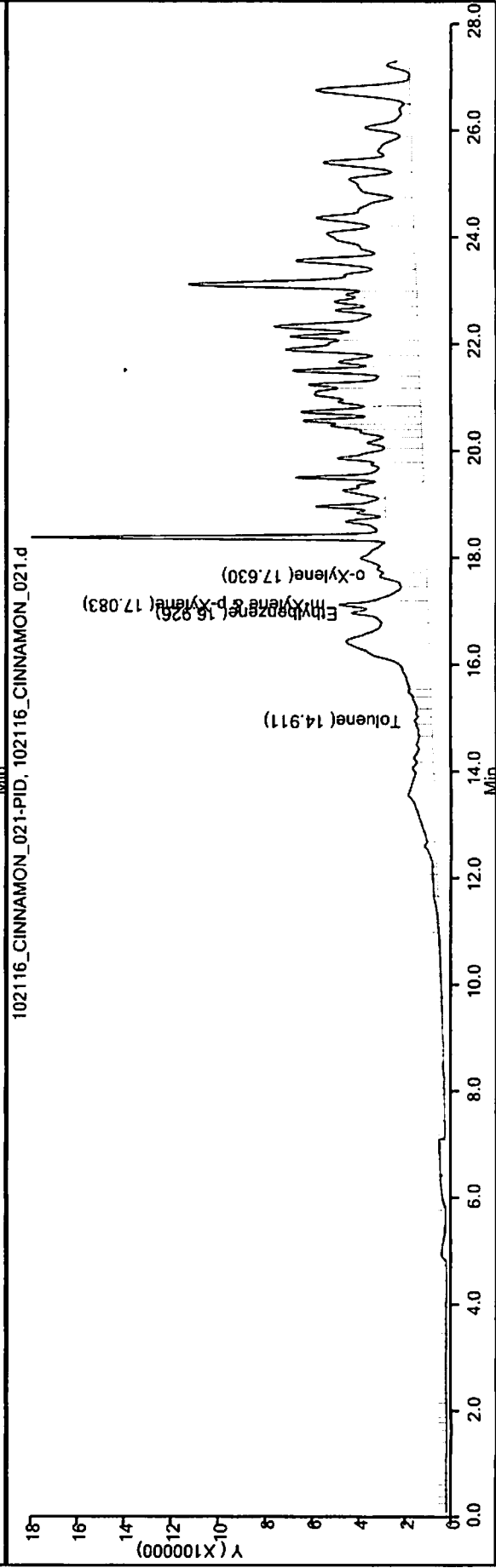
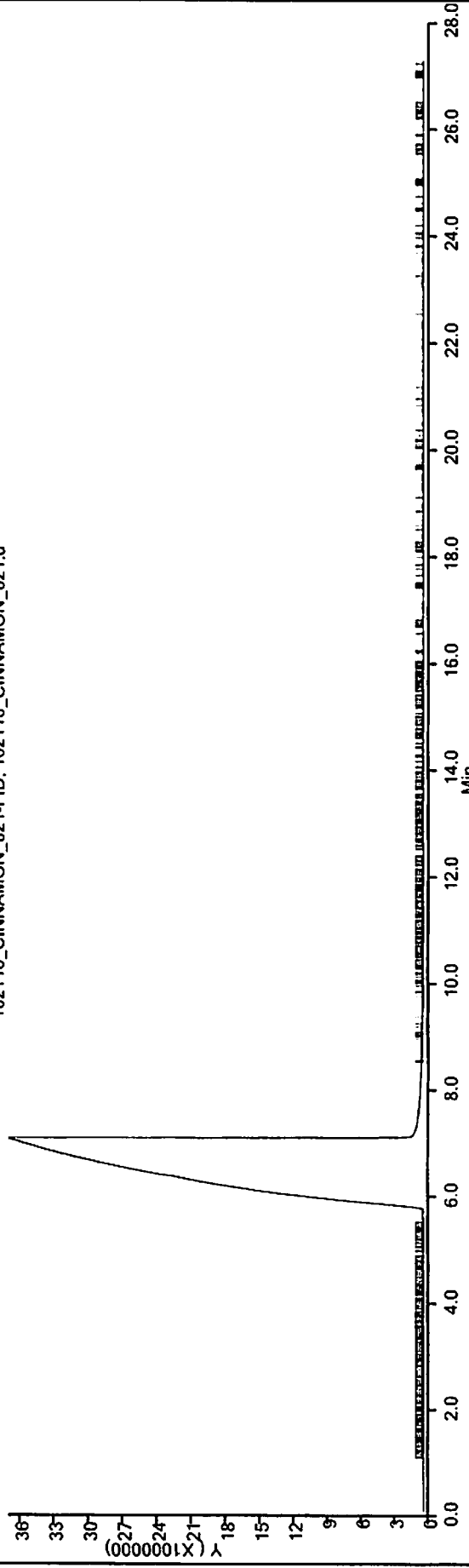
Purge Vol: 5.000 mL

Dil. Factor: 5.0000

Method: GRO SOILS

Limit Group: GCV WI GRO ICAL

102116_CINNAMON_021-FID, 102116_CINNAMON_021.d



TestAmerica Cedar Falls
Target Compound Quantitation Report

Data File: \\ChromNA\CedarFalls\ChromData\Cinnamon\20161021-32870.b\102116_CINNAMON_007.d
 Lims ID: 310-91980-A-4-A
 Client ID: B-3
 Sample Type: Client
 Inject. Date: 21-Oct-2016 16:38:00 ALS Bottle#: 0 Worklist Smp#: 7
 Purge Vol: 5.000 mL Dil. Factor: 1.0000
 Sample Info: 310-0032870-007
 Misc. Info.: 310-0032870-007
 Operator ID: System Instrument ID: Cinnamon
 Method: \\ChromNA\CedarFalls\ChromData\Cinnamon\20161021-32870.b\GRO SOILS.m
 Limit Group: GCV WI GRO ICAL
 Last Update: 24-Oct-2016 08:00:02 Calib Date: 10-Oct-2016 21:53:00
 Integrator: Falcon
 Quant Method: External Standard Quant By: Initial Calibration
 Last ICal File: \\ChromNA\CedarFalls\ChromData\Cinnamon\20161010-32606.b\101016_CINNAMON_015.d
 Column 1 : Det: IC 091812_cinnamon_029-FID
 Column 2 : Det: IC 091812_cinnamon_029-PID
 Process Host: XAWRK027

First Level Reviewer: meyerch Date: 24-Oct-2016 07:32:05

Det	RT (min.)	Exp RT (min.)	Dlt RT (min.)	Response	OnCol Amt ug/l	Flags
11						M
2	9.591	9.600	-0.009	10185	0.0476	M
1	9.569	9.600	-0.031	275740		
5						M
2	12.342	12.335	0.007	235955	0.5064	M
8						M
2	14.913	14.900	0.013	287676	0.7459	M
12						M
2	16.929	16.920	0.009	767828	2.77	M
4						M
2	17.085	17.078	0.007	5678896	17.3	M
6						M
2	17.633	17.629	0.004	728927	2.40	M
\$ 1						M
2	18.357	18.349	0.008	7525320	22.5	M
1	18.359	18.349	0.010	572700		
S 2						
2					19.7	

QC Flag Legend

Review Flags

M - Manually Integrated

Reagents:

GV_I_BFB17_00002 Amount Added: 1.00 Units: uL Run Reagent

TestAmerica Cedar Falls

Data File: \\ChromNA\CedarFalls\ChromData\Cinnamon\20161021-32870.b\102116_CINNAMON_007.d

Injection Date: 21-Oct-2016 16:38:00

Instrument ID: Cinnamon

Operator ID: System

Lims ID: 310-91980-A-4-A

Lab Sample ID: 310-91980-4

Worklist Smp#: 7

Client ID: B-3

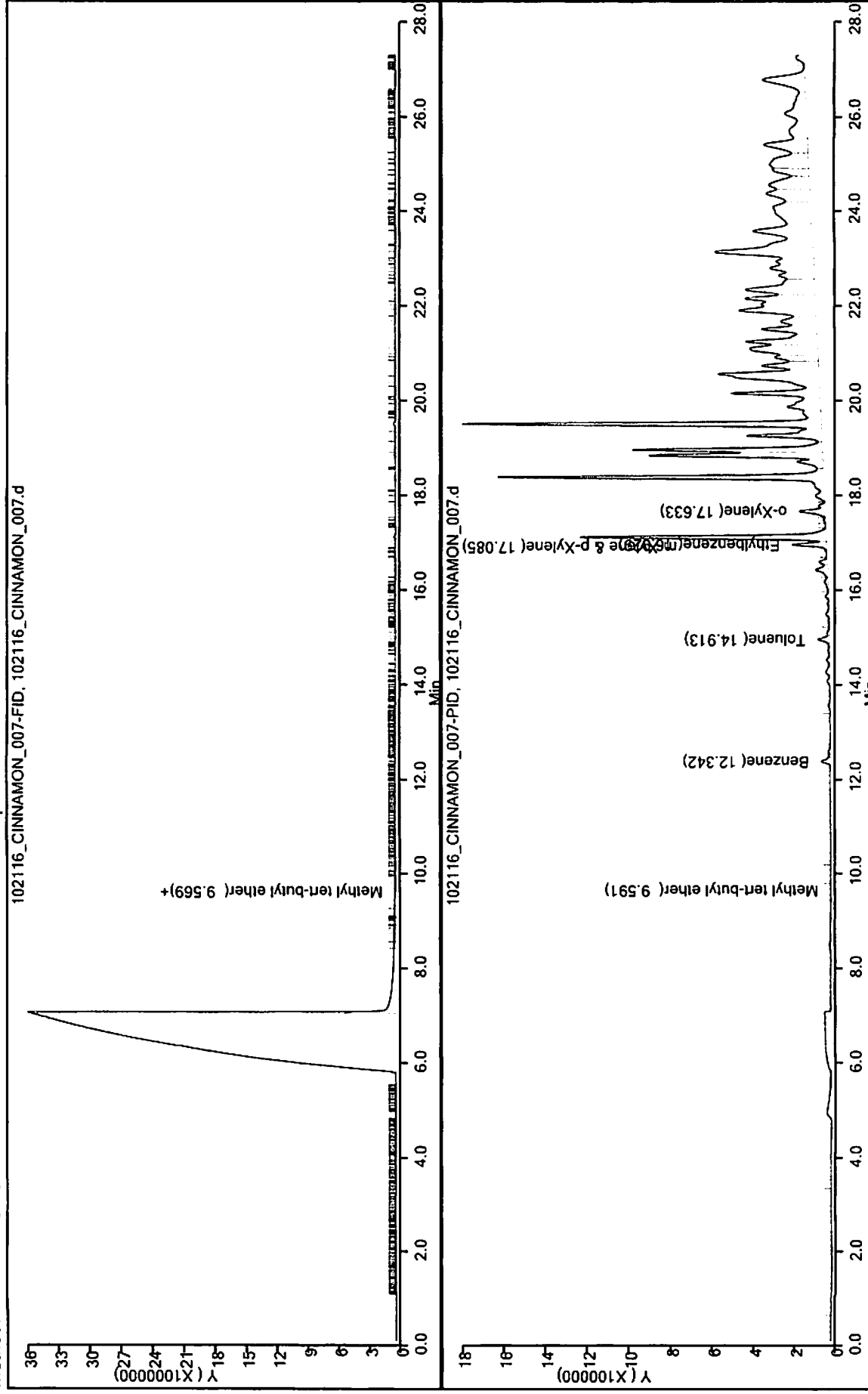
Purge Vol: 5.000 mL

Dil. Factor: 1.0000

ALS Bottle#: 0

Method: GRO SOILS

Limit Group: GCV WI GRO ICAL



TestAmerica Cedar Falls
Target Compound Quantitation Report

Data File: \\ChromNA\CedarFalls\ChromData\Cinnamon\20161021-32870.b\102116_CINNAMON_010.d
 Lims ID: 310-91980-A-5-A
 Client ID: B-4
 Sample Type: Client
 Inject. Date: 21-Oct-2016 18:22:00 ALS Bottle#: 0 Worklist Smp#: 10
 Purge Vol: 5.000 mL Dil. Factor: 1.0000
 Sample Info: 310-0032870-010
 Misc. Info.: 310-0032870-010
 Operator ID: System Instrument ID: Cinnamon
 Method: \\ChromNA\CedarFalls\ChromData\Cinnamon\20161021-32870.b\GRO SOILS.m
 Limit Group: GCV WI GRO ICAL
 Last Update: 24-Oct-2016 08:00:02 Calib Date: 10-Oct-2016 21:53:00
 Integrator: Falcon
 Quant Method: External Standard Quant By: Initial Calibration
 Last ICal File: \\ChromNA\CedarFalls\ChromData\Cinnamon\20161010-32606.b\101016_CINNAMON_015.d
 Column 1 : Det: IC 091812_cinnamon_029-FID
 Column 2 : Det: IC 091812_cinnamon_029-PID
 Process Host: XAWRK027

First Level Reviewer: meyerch Date: 24-Oct-2016 07:36:19

Det	RT (min.)	Exp RT (min.)	Dlt RT (min.)	Response	OnCol Amt ug/l	Flags
-----	-----------	---------------	---------------	----------	----------------	-------

11 Methyl tert-butyl ether						M
2	9.599	9.600	-0.001	10663	0.0498	M
1	9.575	9.600	-0.025	159184		
5 Benzene						M
2	12.353	12.335	0.018	87449	0.1877	M
8 Toluene						M
2	14.928	14.900	0.028	223720	0.5801	M
12 Ethylbenzene						M
2	16.945	16.920	0.025	178578	0.6442	M
4 m-Xylene & p-Xylene						M
2	17.101	17.078	0.023	667485	2.03	M
6 o-Xylene						M
2	17.653	17.629	0.024	336085	1.11	M
\$ 1 4-Bromofluorobenzene (Surr)						M
2	18.371	18.349	0.022	7436243	22.2	M
1	18.373	18.349	0.024	430446		
S 2 Xylenes, Total						
2					3.14	

QC Flag Legend

Review Flags

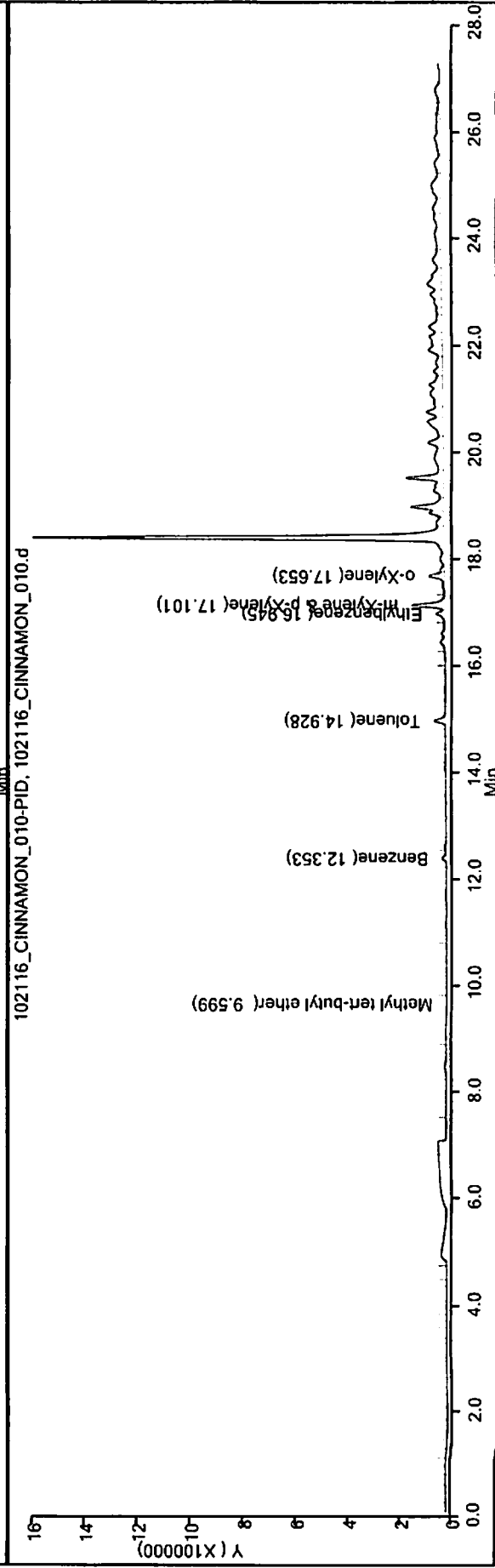
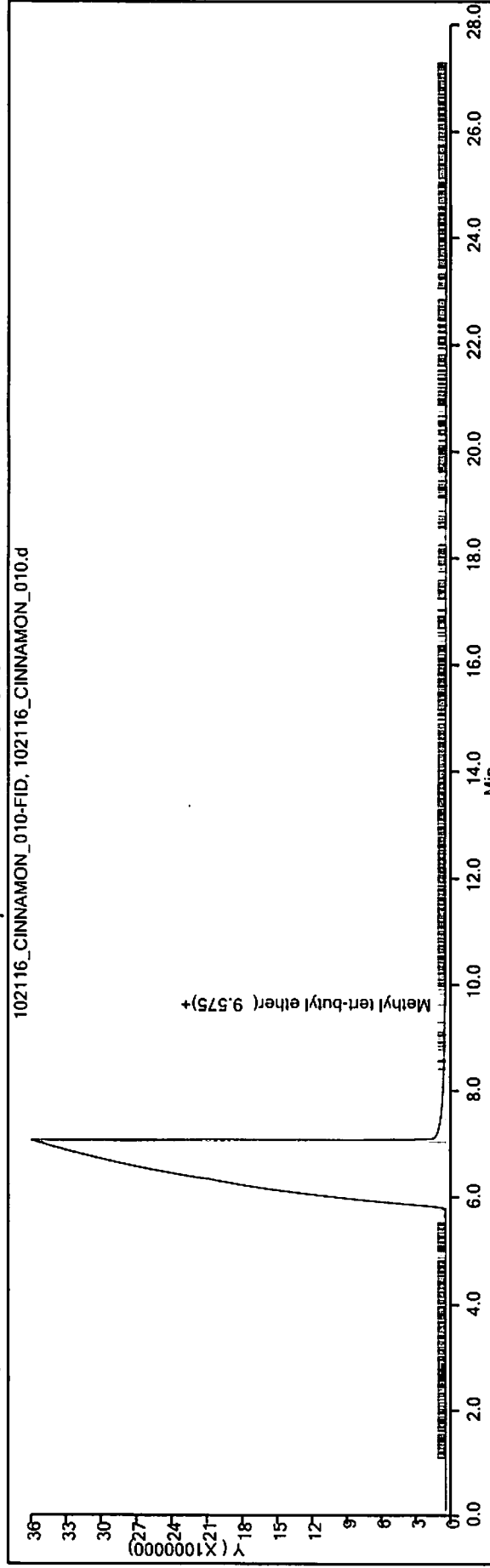
M - Manually Integrated

Reagents:

GV_I_BFB17_00002 Amount Added: 1.00 Units: uL Run Reagent

TestAmerica Cedar Falls

Data File: \\ChromNA\CedarFalls\ChromData\Cinnamon\20161021-32870.b\102116_CINNAMON_010.d
Injection Date: 21-Oct-2016 18:22:00 Instrument ID: Cinnamon Operator ID: System
Lims ID: 310-91980-A-5-A Lab Sample ID: 310-91980-5 Worklist Smp#: 10
Client ID: B-4 Dil. Factor: 1.0000 ALS Bottle#: 0
Purge Vol: 5.000 mL Limit Group: GCV WI GRO ICAL
Method: GRO SOILS 102116_CINNAMON_010-FID, 102116_CINNAMON_010.d



TestAmerica Cedar Falls
Target Compound Quantitation Report

Data File: \\ChromNA\CedarFalls\ChromData\Nutmeg\20161024-32918.b\102416_Nutmeg_015dat.d
 Lims ID: 310-91980-A-6-B
 Client ID: B-5
 Sample Type: Client
 Inject. Date: 24-Oct-2016 19:22:00 ALS Bottle#: 0 Worklist Smp#: 15
 Purge Vol: 5.000 mL Dil. Factor: 5.0000
 Sample Info: 310-0032918-015
 Misc. Info.: 310-0032918-015
 Operator ID: System Instrument ID: Nutmeg
 Method: \\ChromNA\CedarFalls\ChromData\Nutmeg\20161024-32918.b\OA1_PVOC Soils.m
 Limit Group: GCV WI GRO ICAL
 Last Update: 25-Oct-2016 09:53:42 Calib Date: 19-Oct-2016 23:55:00
 Integrator: Falcon
 Quant Method: External Standard Quant By: Initial Calibration
 Last ICal File: \\ChromNA\CedarFalls\ChromData\Nutmeg\20161019-32823.b\101916_Nutmeg_013dat.d

Column 1 : Det: IC 082012_NUTMEG_013dat-Back Signal
 Column 2 : Det: IC 082012_NUTMEG_013dat-Front Signal
 Process Host: XAWRK023

First Level Reviewer: meyerch Date: 25-Oct-2016 09:26:29

Det	RT (min.)	Exp RT (min.)	Dlt RT (min.)	Response	OnCol Amt ug/l	Flags
-----	-----------	---------------	---------------	----------	----------------	-------

4 Benzene						M
1	5.972	5.954	0.018	630	0.6553	M
6 Toluene						M
1	7.237	7.232	0.005	1092	1.37	M
10 Ethylbenzene						M
1	8.588	8.618	-0.030	8186	12.2	M
3 m-Xylene & p-Xylene						M
1	8.833	8.836	-0.003	339113	453.3	M
5 o-Xylene						M
1	9.328	9.326	0.002	177869	255.3	M
A 12 C6-C10 WI						
2	9.540	(4.658-14.423)		59143615	5348.2	
\$ 1 4-Bromofluorobenzene (Surr)						M
1	9.862	9.861	0.001	25297	22.2	M
2	9.854	9.861	-0.007	517157		
S 2 Xylenes, Total						
1					708.6	

QC Flag Legend
 Review Flags
 M - Manually Integrated

Reagents:
 GV_I_BFBn54_00002 Amount Added: 1.00 Units: uL Run Reagent

Report Date: 25-Oct-2016 09:54:08

Chrom Revision: 2.2 17-Oct-2016 09:27:18

TestAmerica Cedar Falls

Data File: \\ChromNA\CedarFalls\ChromData\Nutmeg\20161024-32918.b\102416_Nutmeg_015dat.d

Injection Date: 24-Oct-2016 19:22:00

Instrument ID: Nutmeg

Lims ID: 310-91980-A-6-B

Lab Sample ID: 310-91980-6

Client ID: B-5

Operator ID: System

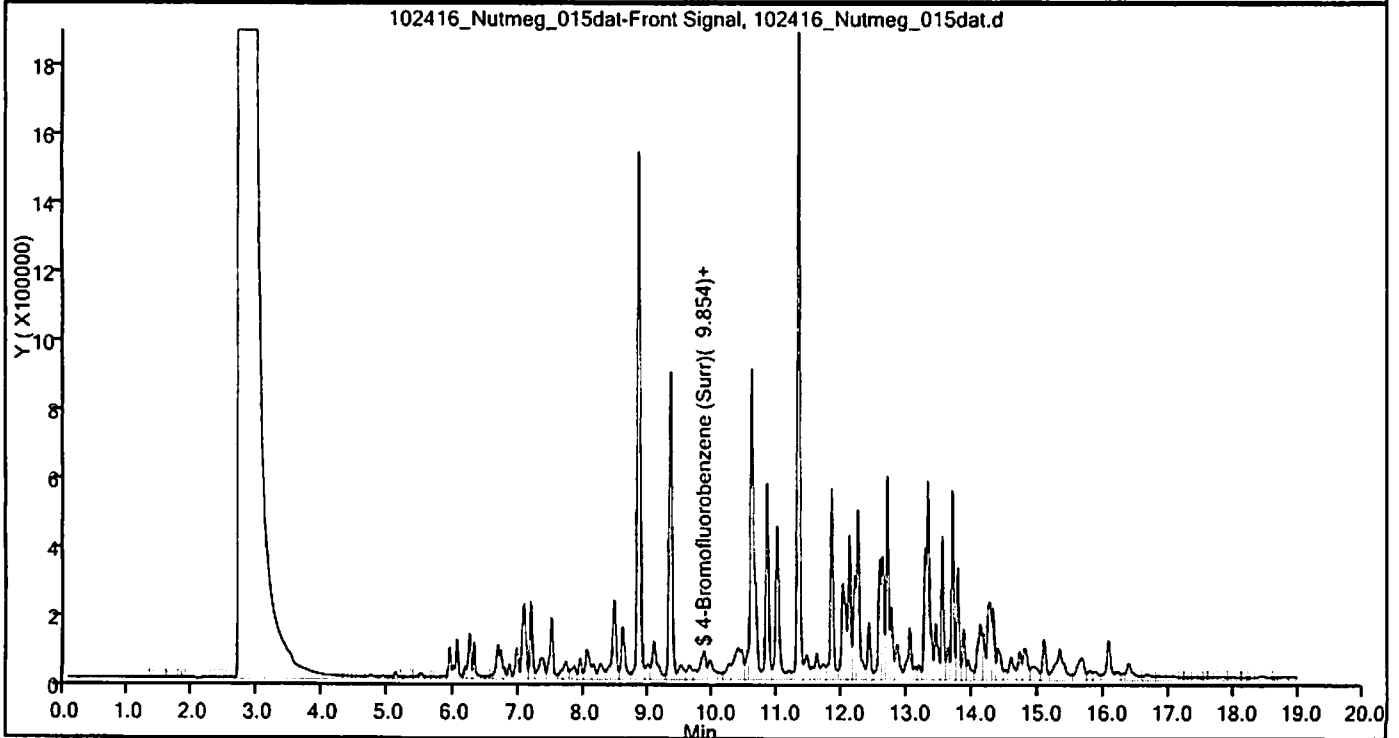
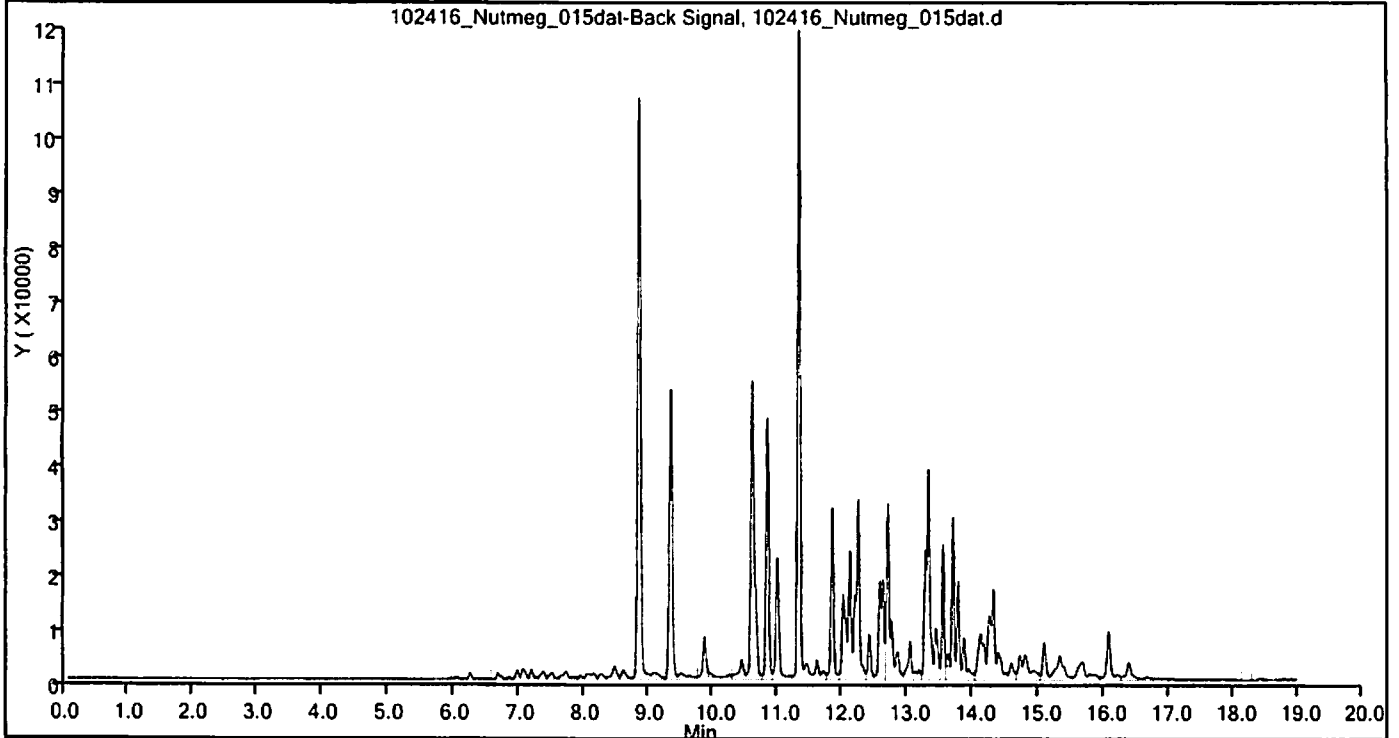
ALS Bottle#: 0 Worklist Smp#: 15

Purge Vol: 5.000 mL

Dil. Factor: 5.0000

Method: OA1_PVOC Soils

Limit Group: GCV WI GRO ICAL



TestAmerica Cedar Falls
Target Compound Quantitation Report

Data File: \\ChromNA\CedarFalls\ChromData\Cinnamon\20161021-32870.b\102116_CINNAMON_022.d
 Lims ID: 310-91980-A-6-A
 Client ID: B-5
 Sample Type: Client
 Inject. Date: 22-Oct-2016 01:20:00 ALS Bottle#: 0 Worklist Smp#: 22
 Purge Vol: 5.000 mL Dil. Factor: 20.0000
 Sample Info: 310-0032870-022
 Misc. Info.: 310-0032870-022
 Operator ID: System Instrument ID: Cinnamon
 Method: \\ChromNA\CedarFalls\ChromData\Cinnamon\20161021-32870.b\GRO SOILS.m
 Limit Group: GCV WI GRO ICAL
 Last Update: 24-Oct-2016 08:00:02 Calib Date: 10-Oct-2016 21:53:00
 Integrator: Falcon
 Quant Method: External Standard Quant By: Initial Calibration
 Last ICal File: \\ChromNA\CedarFalls\ChromData\Cinnamon\20161010-32606.b\101016_CINNAMON_015.d

Column 1 : Det: IC 091812_cinnamon_029-FID
 Column 2 : Det: IC 091812_cinnamon_029-PID
 Process Host: XAWRK027

First Level Reviewer: meyerch Date: 24-Oct-2016 07:54:52

Det	RT (min.)	Exp RT (min.)	Dlt RT (min.)	Response	OnCol Amt ug/l	Flags
-----	-----------	---------------	---------------	----------	----------------	-------

11 Methyl tert-butyl ether						M
2	9.553	9.600	-0.047	7568	0.0354	M
1	9.544	9.600	-0.056	215094		
8 Toluene						M
2	14.873	14.900	-0.027	539882	1.40	M
12 Ethylbenzene						M
2	16.925	16.920	0.005	1043510	3.76	M
4 m-Xylene & p-Xylene						M
2	17.068	17.078	-0.010	48463504	147.2	M
A 3 C6-C10 WI						
1	17.196	(9.513-24.893)		64738859	1515.8	
6 o-Xylene						M
2	17.623	17.629	-0.006	25524060	84.2	M
\$ 1 4-Bromofluorobenzene (Surr)						M
2	18.344	18.349	-0.005	7761907	23.2	M
1	18.343	18.349	-0.006	182445		
S 2 Xylenes, Total						
2					231.4	

QC Flag Legend

Review Flags

M - Manually Integrated

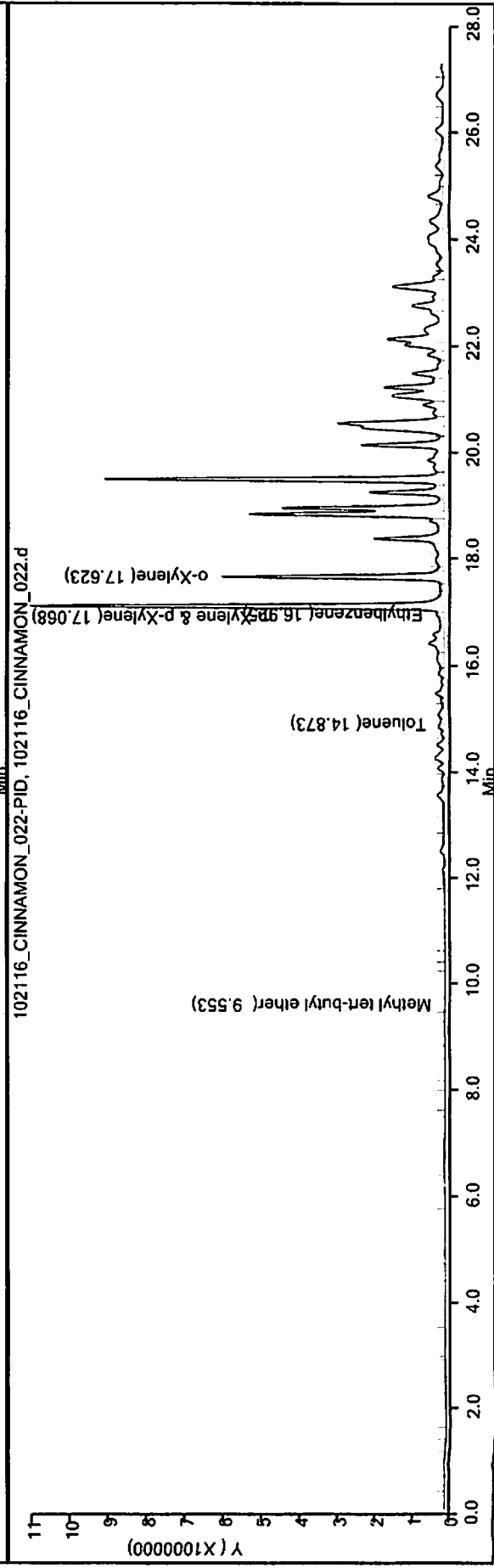
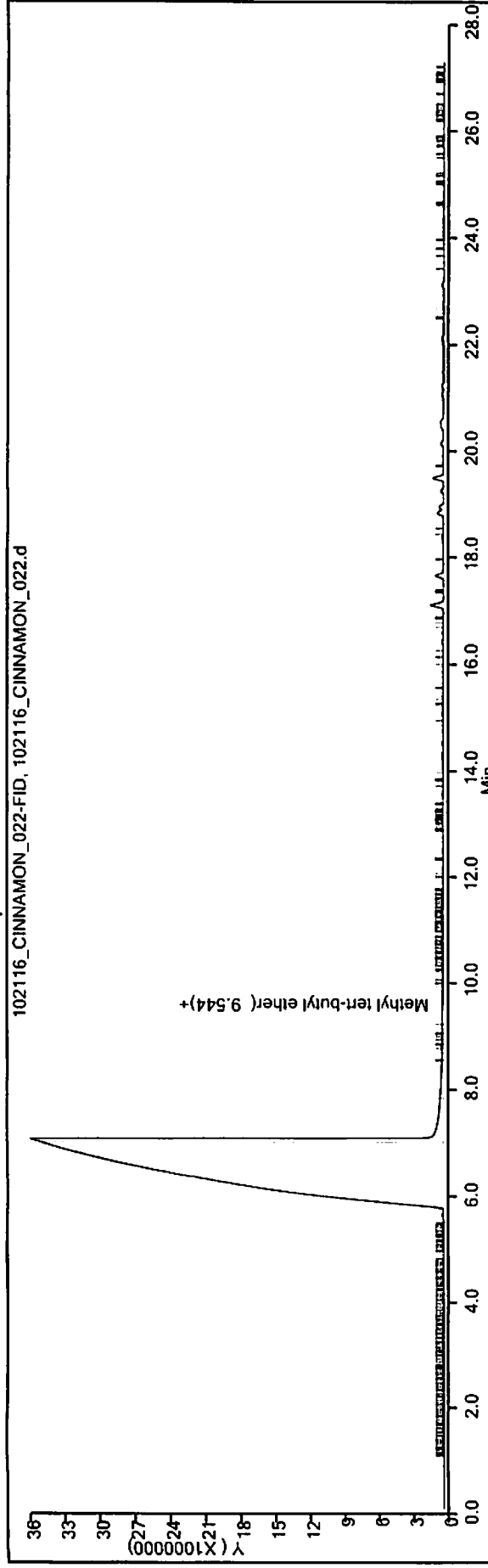
Reagents:

GV_I_BFB17_00002 Amount Added: 1.00 Units: uL Run Reagent

TestAmerica Cedar Falls

Data File: \\ChromNA\CedarFalls\ChromData\Cinnamon\20161021-32870.b\102116_CINNAMON_022.d
Injection Date: 22-Oct-2016 01:20:00 Instrument ID: Cinnamon Operator ID: System
Lims ID: 310-91980-A-6-A Lab Sample ID: 310-91980-6 Worklist Smp#: 22

Client ID: B-5 Dil. Factor: 20.0000 ALS Bottle#: 0
Purge Vol: 5.0000 mL Limit Group: GCV W1 GRO ICAL
Method: GRO SOILS 102116_CINNAMON_022-FID, 102116_CINNAMON_022.d



TestAmerica Cedar Falls
Target Compound Quantitation Report

Data File: \\ChromNA\CedarFalls\ChromData\Cinnamon\20161021-32870.b\102116_CINNAMON_022.d
 Lims ID: 310-91980-A-6-A
 Client ID: B-5
 Sample Type: Client
 Inject. Date: 22-Oct-2016 01:20:00 ALS Bottle#: 0 Worklist Smp#: 22
 Purge Vol: 5.000 mL Dil. Factor: 20.0000
 Sample Info: 310-0032870-022
 Misc. Info.: 310-0032870-022
 Operator ID: System Instrument ID: Cinnamon
 Method: \\ChromNA\CedarFalls\ChromData\Cinnamon\20161021-32870.b\GRO SOILS.m
 Limit Group: GCV WI GRO ICAL
 Last Update: 24-Oct-2016 08:00:02 Calib Date: 10-Oct-2016 21:53:00
 Integrator: Falcon
 Quant Method: External Standard Quant By: Initial Calibration
 Last ICal File: \\ChromNA\CedarFalls\ChromData\Cinnamon\20161010-32606.b\101016_CINNAMON_015.d
 Column 1 : Det: IC 091812_cinnamon_029-FID
 Column 2 : Det: IC 091812_cinnamon_029-PID
 Process Host: XAWRK027

First Level Reviewer: meyerch Date: 24-Oct-2016 07:54:52

Det	RT (min.)	Exp RT (min.)	Dlt RT (min.)	Response	OnCol Amt ug/l	Flags
-----	-----------	---------------	---------------	----------	----------------	-------

11 Methyl tert-butyl ether						M
2	9.553	9.600	-0.047	7568	0.0354	M
1	9.544	9.600	-0.056	215094		
8 Toluene						M
2	14.873	14.900	-0.027	539882	1.40	M
12 Ethylbenzene						M
2	16.925	16.920	0.005	1043510	3.76	M
4 m-Xylene & p-Xylene						M
2	17.068	17.078	-0.010	48463504	147.2	M
A 3 C6-C10 WI						
1	17.196	(9.513-24.893)		64738859	1515.8	
6 o-Xylene						M
2	17.623	17.629	-0.006	25524060	84.2	M
\$ 1 4-Bromofluorobenzene (Surr)						M
2	18.344	18.349	-0.005	7761907	23.2	M
1	18.343	18.349	-0.006	182445		
S 2 Xylenes, Total						
2					231.4	

QC Flag Legend

Review Flags

M - Manually Integrated

Reagents:

GV_I_BFB17_00002 Amount Added: 1.00 Units: uL Run Reagent

TestAmerica Cedar Falls

Data File: \\ChromNA\CedarFalls\ChromData\Cinnamon\20161021-32870.b\102116_CINNAMON_022.d

Injection Date: 22-Oct-2016 01:20:00

Instrument ID: Cinnamon

Operator ID: System

Lims ID: 310-91980-A-6-A

Lab Sample ID: 310-91980-6

Worklist Smp#: 22

Client ID: B-5

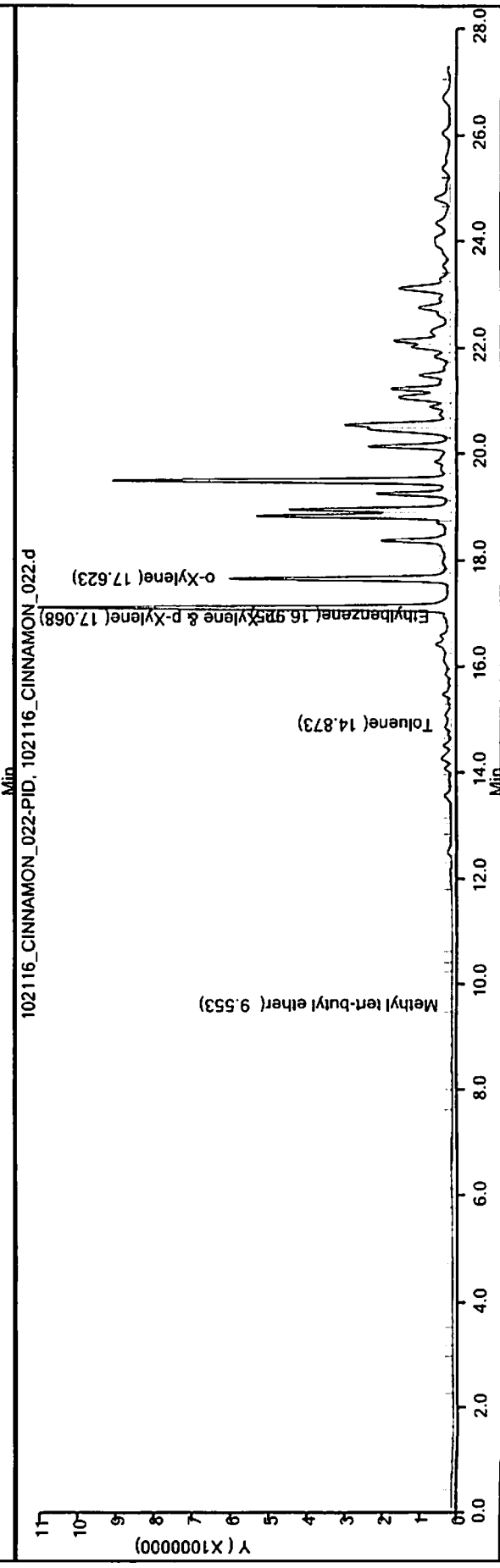
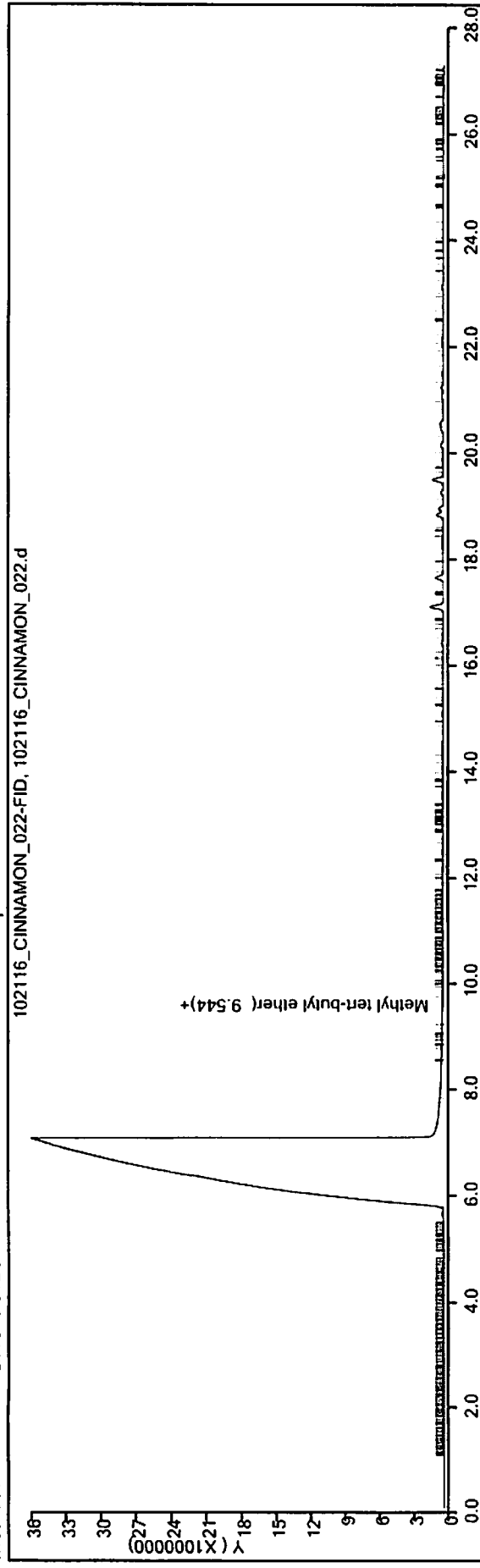
Purge Vol: 5.000 mL

Dil. Factor: 20.0000

ALS Bottle#: 0

Method: GRO SOILS

Limit Group: GCV WI GRO ICAL



TestAmerica Cedar Falls
Target Compound Quantitation Report

Data File: \\ChromNA\CedarFalls\ChromData\Cinnamon\20161021-32870.b\102116_CINNAMON_019.d
 Lims ID: 310-91980-A-7-A
 Client ID: B-6
 Sample Type: Client
 Inject. Date: 21-Oct-2016 23:36:00 ALS Bottle#: 0 Worklist Smp#: 19
 Purge Vol: 5.000 mL Dil. Factor: 1.0000
 Sample Info: 310-0032870-019
 Misc. Info.: 310-0032870-019
 Operator ID: System Instrument ID: Cinnamon
 Method: \\ChromNA\CedarFalls\ChromData\Cinnamon\20161021-32870.b\GRO SOILS.m
 Limit Group: GCV WI GRO ICAL
 Last Update: 24-Oct-2016 08:00:02 Calib Date: 10-Oct-2016 21:53:00
 Integrator: Falcon
 Quant Method: External Standard Quant By: Initial Calibration
 Last ICal File: \\ChromNA\CedarFalls\ChromData\Cinnamon\20161010-32606.b\101016_CINNAMON_015.d
 Column 1 : Det: IC 091812_cinnamon_029-FID
 Column 2 : Det: IC 091812_cinnamon_029-PID
 Process Host: XAWRK027

First Level Reviewer: meyerch Date: 24-Oct-2016 07:47:52

Det	RT (min.)	Exp RT (min.)	Dlt RT (min.)	Response	OnCol Amt ug/l	Flags
11 Methyl tert-butyl ether						
2	9.513	9.600	-0.087	33128	0.1548	M
1	9.539	9.600	-0.061	760379		
5 Benzene						
2	12.344	12.335	0.009	35712	0.0766	M
8 Toluene						
2	14.915	14.900	0.015	106576	0.2763	M
12 Ethylbenzene						
2	16.963	16.920	0.043	160560	0.5792	M
4 m-Xylene & p-Xylene						
2	17.092	17.078	0.014	420103	1.28	M
A 3 C6-C10 WI						
1	17.196	(9.513-24.893)		23152876	298.0	
6 o-Xylene						
2	17.626	17.629	-0.003	358224	1.18	M
\$ 1 4-Bromofluorobenzene (Surr)						
2	18.356	18.349	0.007	7331988	21.9	M
1	18.359	18.349	0.010	379646		
S 2 Xylenes, Total						
2					2.46	

QC Flag Legend

Review Flags

M - Manually Integrated

Reagents:

GV_I_BFB17_00002

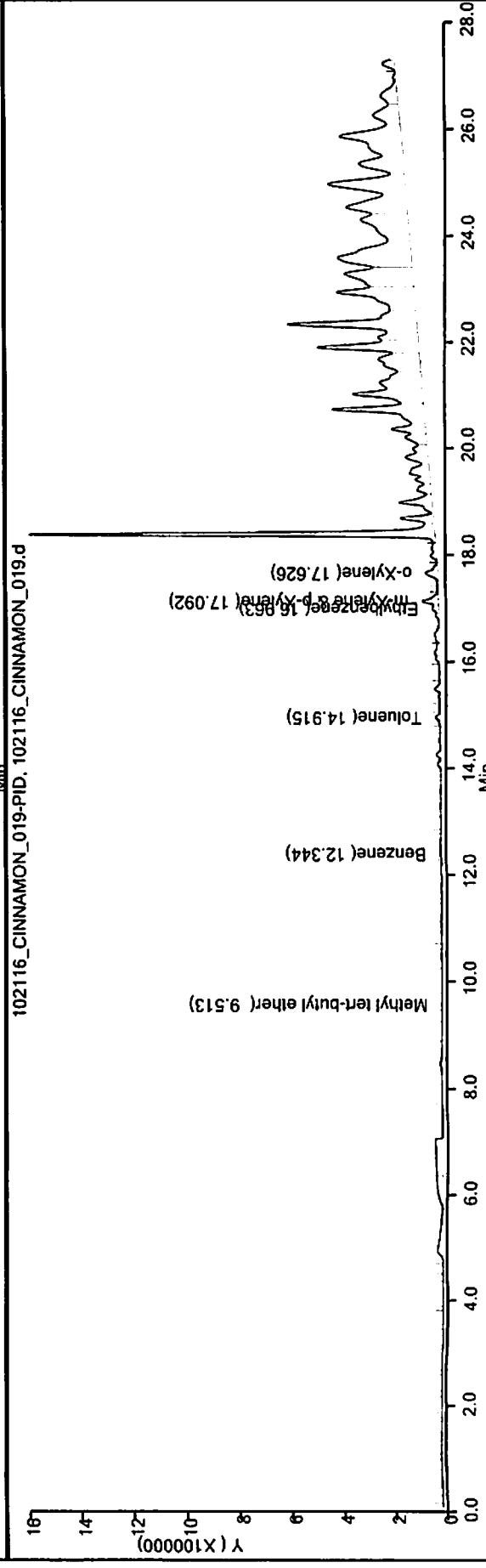
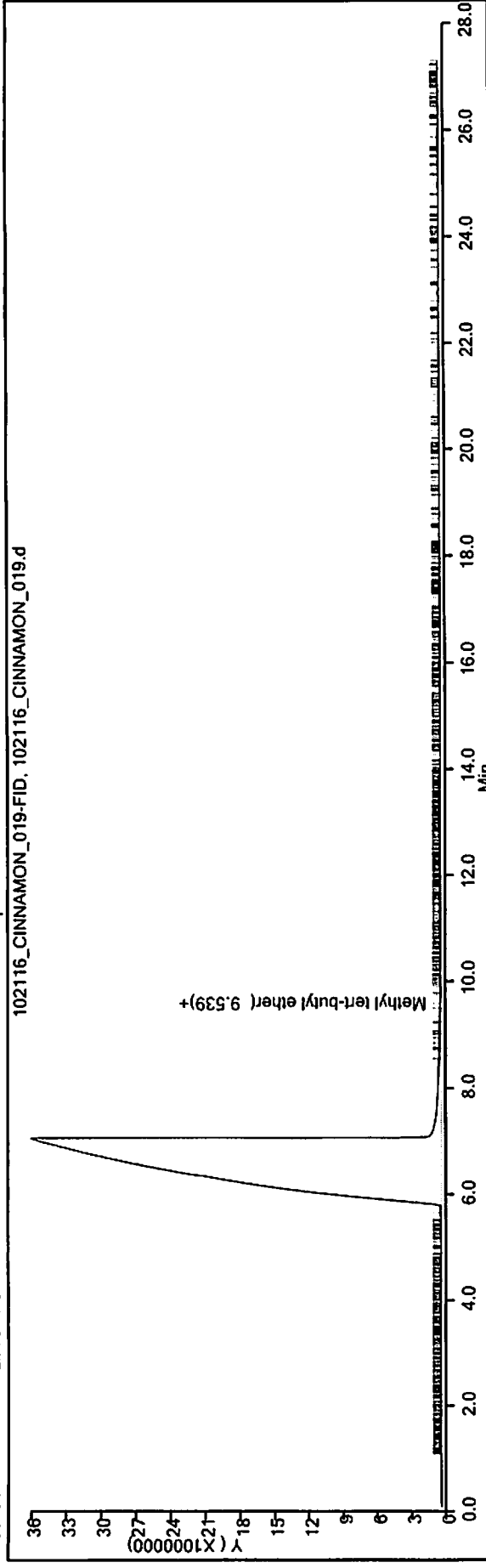
Amount Added: 1.00

Units: uL

Run Reagent

TestAmerica Cedar Falls

Data File: \\ChromNA\CedarFalls\ChromData\Cinnamon\20161021-32870.b\102116_CINNAMON_019.d
Injection Date: 21-Oct-2016 23:36:00 Instrument ID: Cinnamon Operator ID: System
Lims ID: 310-91980-A-7-A Lab Sample ID: 310-91980-7 Worklist Smp#: 19
Client ID: B-6 Dil. Factor: 1.0000 ALS Bottle#: 0
Purge Vol: 5.000 mL Limit Group: GCV WI GRO ICAL
Method: GRO SOILS



TestAmerica Cedar Falls
Target Compound Quantitation Report

Data File: \\ChromNA\CedarFalls\ChromData\Cinnamon\20161021-32870.b\102116_CINNAMON_019.d
 Lims ID: 310-91980-A-7-A
 Client ID: B-6
 Sample Type: Client
 Inject. Date: 21-Oct-2016 23:36:00 ALS Bottle#: 0 Worklist Smp#: 19
 Purge Vol: 5.000 mL Dil. Factor: 1.0000
 Sample Info: 310-0032870-019
 Misc. Info.: 310-0032870-019
 Operator ID: System Instrument ID: Cinnamon
 Method: \\ChromNA\CedarFalls\ChromData\Cinnamon\20161021-32870.b\GRO SOILS.m
 Limit Group: GCV WI GRO ICAL
 Last Update: 24-Oct-2016 08:00:02 Calib Date: 10-Oct-2016 21:53:00
 Integrator: Falcon
 Quant Method: External Standard Quant By: Initial Calibration
 Last ICal File: \\ChromNA\CedarFalls\ChromData\Cinnamon\20161010-32606.b\101016_CINNAMON_015.d
 Column 1 : Det: IC 091812_cinnamon_029-FID
 Column 2 : Det: IC 091812_cinnamon_029-PID
 Process Host: XAWRK027

First Level Reviewer: meyerch Date: 24-Oct-2016 07:47:52

Det	RT (min.)	Exp RT (min.)	Dlt RT (min.)	Response	OnCol Amt ug/l	Flags
11	Methyl tert-butyl ether					M
2	9.513	9.600	-0.087	33128	0.1548	M
1	9.539	9.600	-0.061	760379		
5	Benzene					M
2	12.344	12.335	0.009	35712	0.0766	M
8	Toluene					M
2	14.915	14.900	0.015	106576	0.2763	M
12	Ethylbenzene					M
2	16.963	16.920	0.043	160560	0.5792	M
4	m-Xylene & p-Xylene					M
2	17.092	17.078	0.014	420103	1.28	M
A 3	C6-C10 WI					
1	17.196	(9.513-24.893)		23152876	298.0	
6	o-Xylene					M
2	17.626	17.629	-0.003	358224	1.18	M
\$ 1	4-Bromofluorobenzene (Surr)					M
2	18.356	18.349	0.007	7331988	21.9	M
1	18.359	18.349	0.010	379646		
S 2	Xylenes, Total					
2					2.46	

QC Flag Legend

Review Flags

M - Manually Integrated

Reagents:

GV_I_BFB17_00002

Amount Added: 1.00

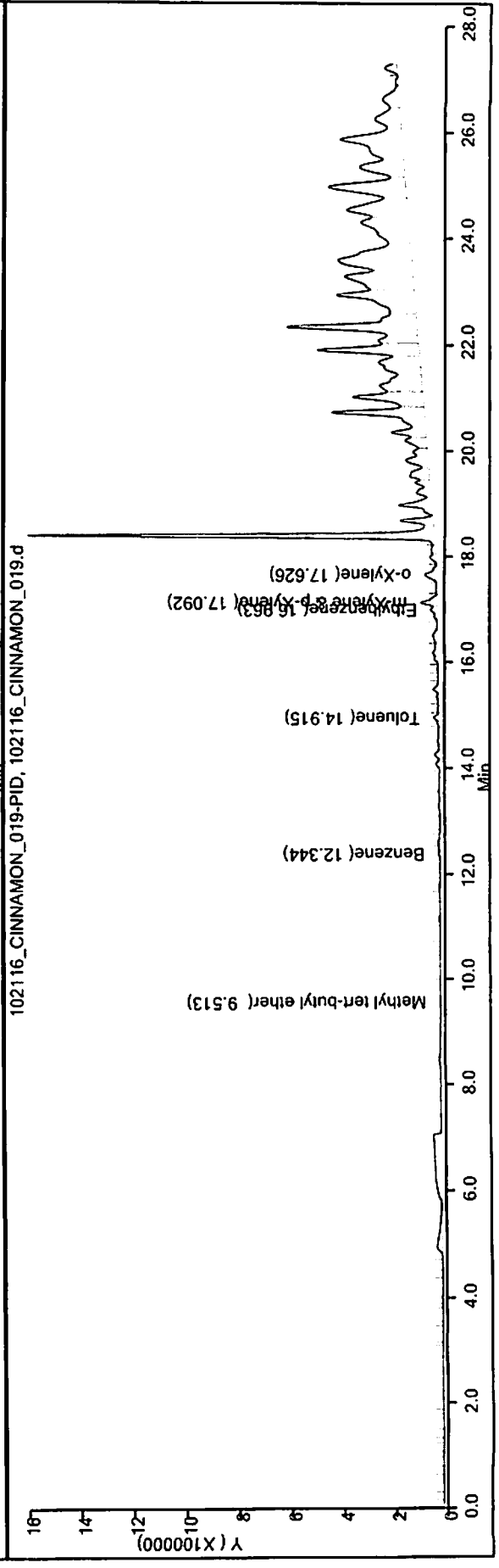
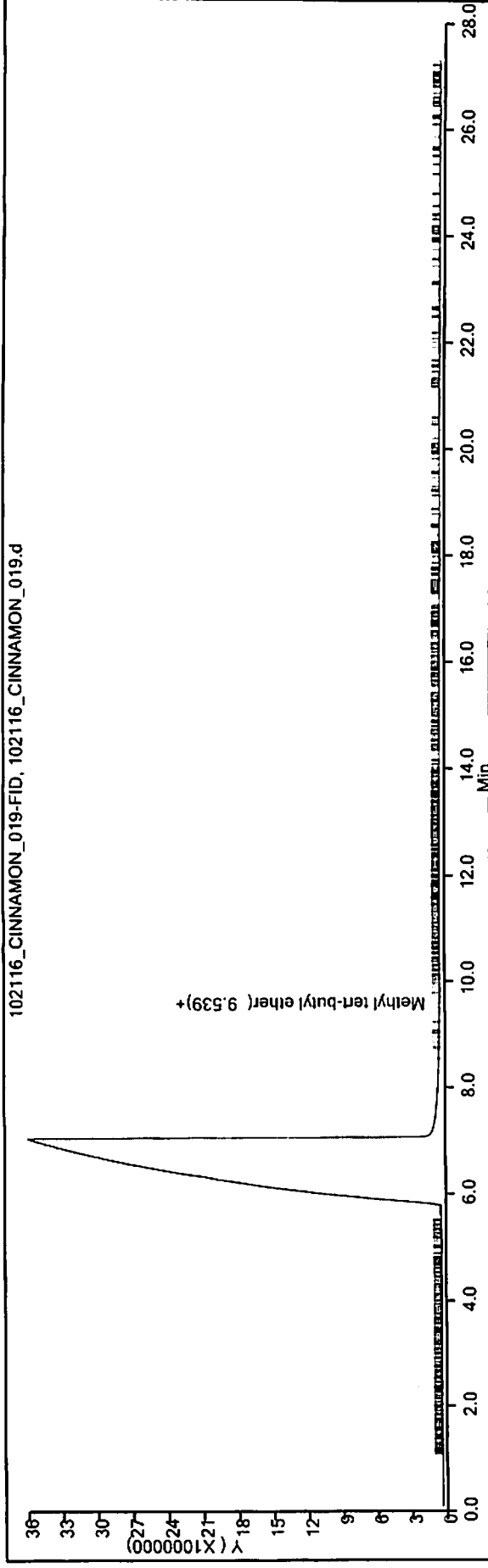
Units: uL

Run Reagent

TestAmerica Cedar Falls

Data File: \\ChromNA\CedarFalls\ChromData\Cinnamon\20161021-32870.b\102116_CINNAMON_019.d
 Injection Date: 21-Oct-2016 23:36:00 Instrument ID: Cinnamon Operator ID: System
 Lims ID: 310-91980-A-7-A Lab Sample ID: 310-91980-7 Worklist Smp#: 19

Client ID: B-6 Dil. Factor: 1.0000 ALS Bottle#: 0
 Purge Vol: 5.000 mL Limit Group: GCV WI GRO ICAL
 Method: GRO SOILS 102116_CINNAMON_019-FID, 102116_CINNAMON_019.d



TestAmerica Cedar Falls
Target Compound Quantitation Report

Data File: \\ChromNA\CedarFalls\ChromData\Nutmeg\20161021-32872.b\102116_Nutmeg_023dat.d
 Lims ID: 310-91980-A-8-A
 Client ID: B-7
 Sample Type: Client
 Inject. Date: 22-Oct-2016 00:45:00 ALS Bottle#: 0 Worklist Smp#: 23
 Purge Vol: 5.000 mL Dil. Factor: 5.0000
 Sample Info: 310-0032872-023
 Misc. Info.: 310-0032872-023
 Operator ID: System Instrument ID: Nutmeg
 Method: \\ChromNA\CedarFalls\ChromData\Nutmeg\20161021-32872.b\OA1_PVOC Soils.m
 Limit Group: GCV WI GRO ICAL
 Last Update: 24-Oct-2016 09:14:54 Calib Date: 19-Oct-2016 23:55:00
 Integrator: Falcon
 Quant Method: External Standard Quant By: Initial Calibration
 Last Ical File: \\ChromNA\CedarFalls\ChromData\Nutmeg\20161019-32823.b\101916_Nutmeg_013dat.d

Column 1 : Det: IC 082012_NUTMEG_013dat-Back Signal
 Column 2 : Det: IC 082012_NUTMEG_013dat-Front Signal
 Process Host: XAWRK027

First Level Reviewer: meyerch Date: 24-Oct-2016 08:54:21

Det	RT (min.)	Exp RT (min.)	Dlt RT (min.)	Response	OnCol Amt ug/l	Flags
-----	-----------	---------------	---------------	----------	----------------	-------

6 Toluene						M
1	7.238	7.234	0.004	590	0.7375	M
3 m-Xylene & p-Xylene						M
1	8.838	8.840	-0.002	10387	12.1	M
5 o-Xylene						M
1	9.333	9.331	0.002	6859	9.09	M
A 12 C6-C10 WI						
2	9.538	(4.664-14.423)		17582571	1353.6	
S 1 4-Bromofluorobenzene (Surr)						M
1	9.866	9.864	0.002	21961	19.2	M
2	9.866	9.864	0.002	338629		
S 2 Xylenes, Total						
1					21.2	

QC Flag Legend

Review Flags

M - Manually Integrated

Reagents:

GV_I_BFBn54_00002 Amount Added: 1.00 Units: uL Run Reagent

TestAmerica Cedar Falls

Data File: \\ChromNA\CedarFalls\ChromData\Nutmeg\20161021-32872.b\102116_Nutmeg_023dat.d

Injection Date: 22-Oct-2016 00:45:00

Instrument ID: Nutmeg

Lims ID: 310-91980-A-8-A

Lab Sample ID: 310-91980-8

Client ID: B-7

Operator ID: System

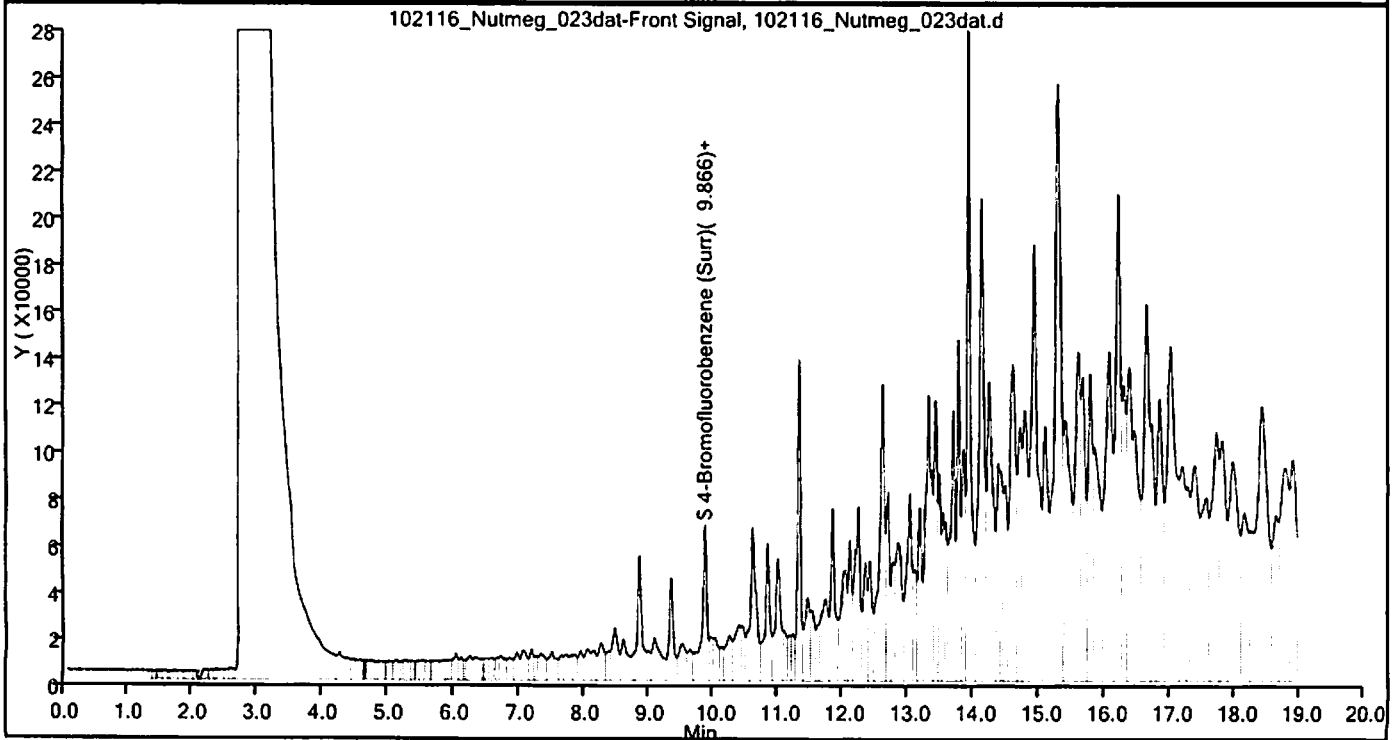
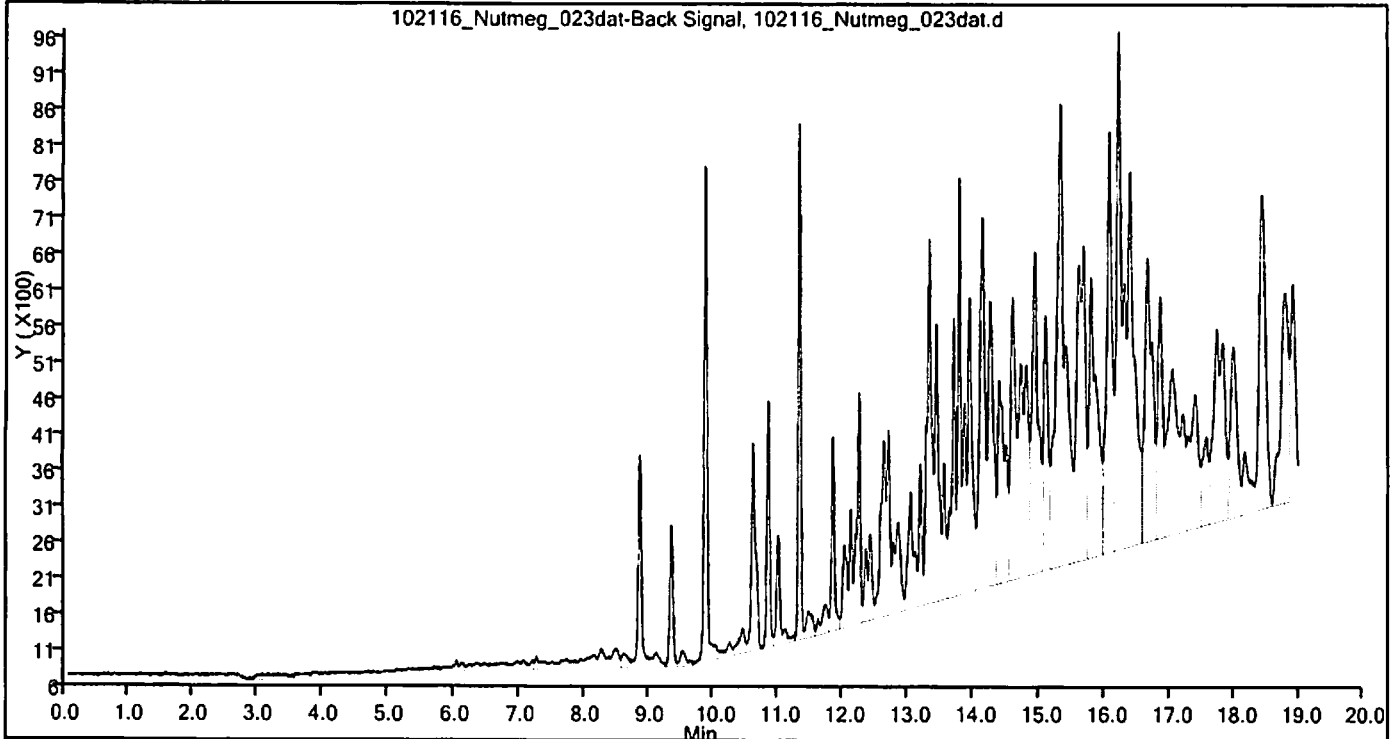
ALS Bottle#: 0 Worklist Smp#: 23

Purge Vol: 5.000 mL

Dil. Factor: 5.0000

Method: OA1_PVOC Soils

Limit Group: GCV WI GRO ICAL



TestAmerica Cedar Falls
Target Compound Quantitation Report

Data File: \\ChromNA\CedarFalls\ChromData\Nutmeg\20161024-32918.b\102416_Nutmeg_017dat.d
 Lims ID: 310-91980-A-8-B
 Client ID: B-7
 Sample Type: Client
 Inject. Date: 24-Oct-2016 20:20:00 ALS Bottle#: 0 Worklist Smp#: 17
 Purge Vol: 5.000 mL Dil. Factor: 5.0000
 Sample Info: 310-0032918-017
 Misc. Info.: 310-0032918-017
 Operator ID: System Instrument ID: Nutmeg
 Method: \\ChromNA\CedarFalls\ChromData\Nutmeg\20161024-32918.b\OA1_PVOC Soils.m
 Limit Group: GCV WI GRO ICAL
 Last Update: 25-Oct-2016 09:53:42 Calib Date: 19-Oct-2016 23:55:00
 Integrator: Falcon
 Quant Method: External Standard Quant By: Initial Calibration
 Last ICal File: \\ChromNA\CedarFalls\ChromData\Nutmeg\20161019-32823.b\101916_Nutmeg_013dat.d

Column 1 : Det: IC 082012_NUTMEG_013dat-Back Signal
 Column 2 : Det: IC 082012_NUTMEG_013dat-Front Signal
 Process Host: XAWRK023

First Level Reviewer: meyerch Date: 25-Oct-2016 09:31:45

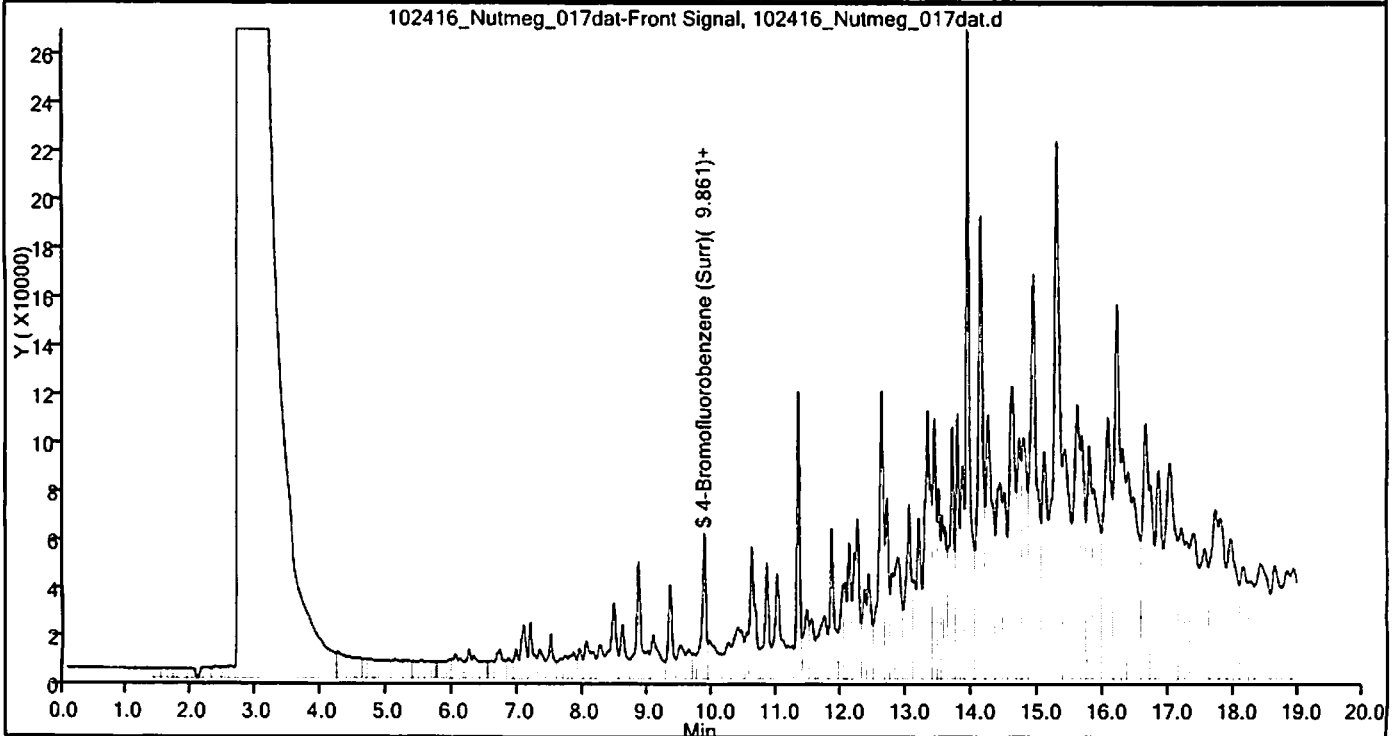
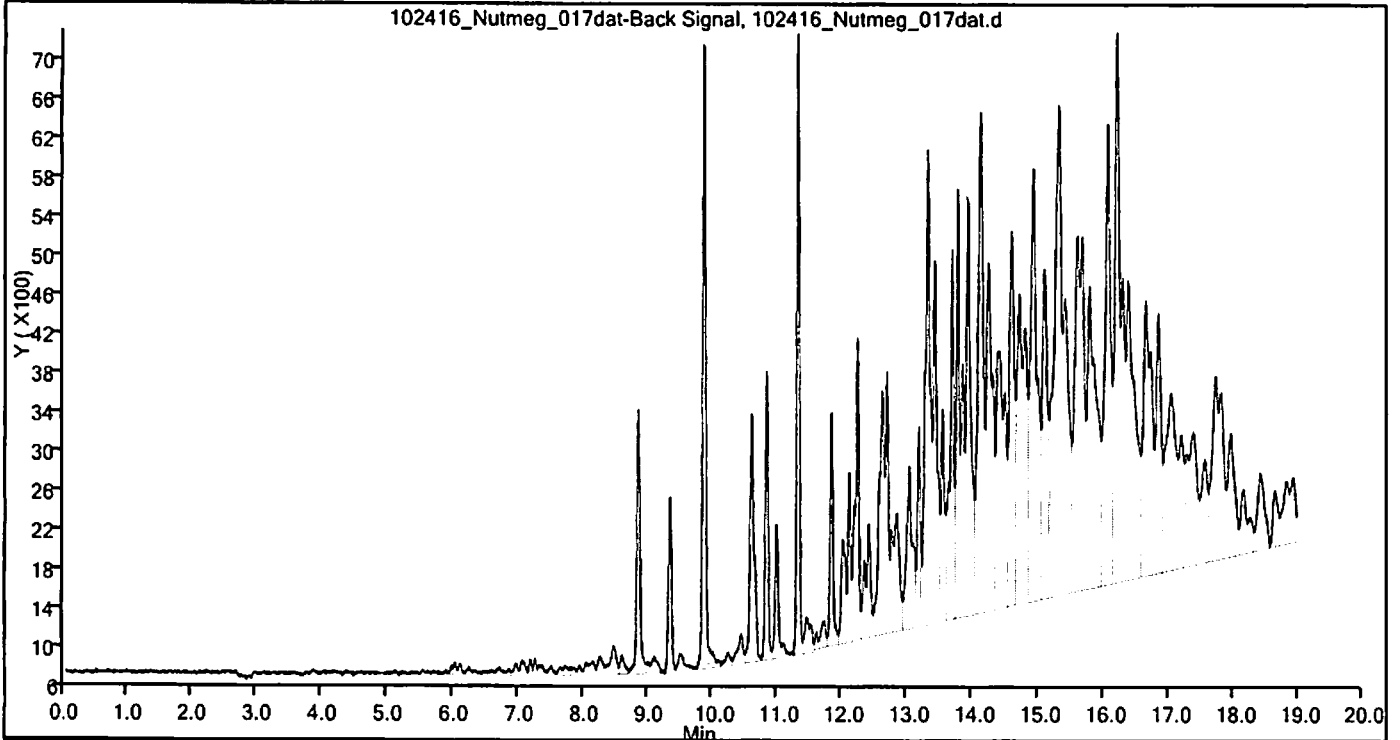
Det	RT (min.)	Exp RT (min.)	Dlt RT (min.)	Response	OnCol Amt ug/l	Flags
4 Benzene						M
1	5.959	5.954	0.005	203	0.2112	M
6 Toluene						M
1	7.233	7.232	0.001	413	0.5163	M
10 Ethylbenzene						M
1	8.576	8.618	-0.042	875	1.30	M
3 m-Xylene & p-Xylene						M
1	8.833	8.836	-0.003	9620	11.0	M
5 o-Xylene						M
1	9.330	9.326	0.004	6262	8.23	M
A 12 C6-C10 WI						
2	9.530	(4.658-14.423)		14955510	1101.1	
\$ 1 4-Bromofluorobenzene (Surr)						M
1	9.861	9.861	0.000	20537	18.0	M
2	9.861	9.861	0.000	276742		
S 2 Xylenes, Total						
1					19.3	

QC Flag Legend
 Review Flags
 M - Manually Integrated

Reagents:
 GV_I_BFBn54_00002 Amount Added: 1.00 Units: uL Run Reagent

TestAmerica Cedar Falls

Data File: \\ChromNA\CedarFalls\ChromData\Nutmeg\20161024-32918.b\102416_Nutmeg_017dat.d
Injection Date: 24-Oct-2016 20:20:00 Instrument ID: Nutmeg
Lims ID: 310-91980-A-8-B Lab Sample ID: 310-91980-8
Client ID: B-7
Operator ID: System ALS Bottle#: 0 Worklist Smp#: 17
Purge Vol: 5.000 mL Dil. Factor: 5.0000
Method: OA1_PVOC Soils Limit Group: GCV WI GRO ICAL



TestAmerica Cedar Falls
Target Compound Quantitation Report

Data File: \\ChromNA\CedarFalls\ChromData\Nutmeg\20161024-32918.b\102416_Nutmeg_017dat.d
 Lims ID: 310-91980-A-8-B
 Client ID: B-7
 Sample Type: Client
 Inject. Date: 24-Oct-2016 20:20:00 ALS Bottle#: 0 Worklist Smp#: 17
 Purge Vol: 5.000 mL Dil. Factor: 5.0000
 Sample Info: 310-0032918-017
 Misc. Info.: 310-0032918-017
 Operator ID: System Instrument ID: Nutmeg
 Method: \\ChromNA\CedarFalls\ChromData\Nutmeg\20161024-32918.b\OA1_PVOC Soils.m
 Limit Group: GCV WI GRO ICAL
 Last Update: 25-Oct-2016 09:53:42 Calib Date: 19-Oct-2016 23:55:00
 Integrator: Falcon
 Quant Method: External Standard Quant By: Initial Calibration
 Last ICal File: \\ChromNA\CedarFalls\ChromData\Nutmeg\20161019-32823.b\101916_Nutmeg_013dat.d

Column 1 : Det: IC 082012_NUTMEG_013dat-Back Signal
 Column 2 : Det: IC 082012_NUTMEG_013dat-Front Signal
 Process Host: XAWRK023

First Level Reviewer: meyerch Date: 25-Oct-2016 09:31:45

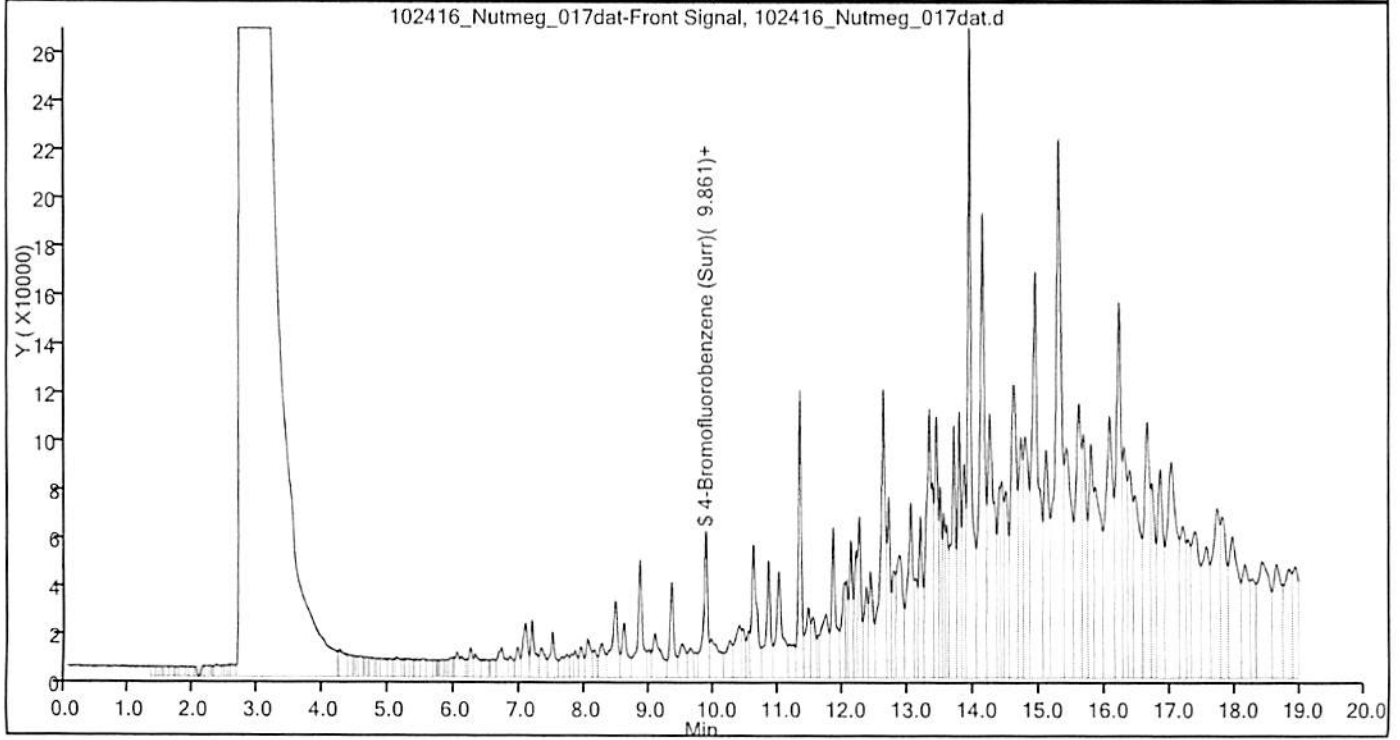
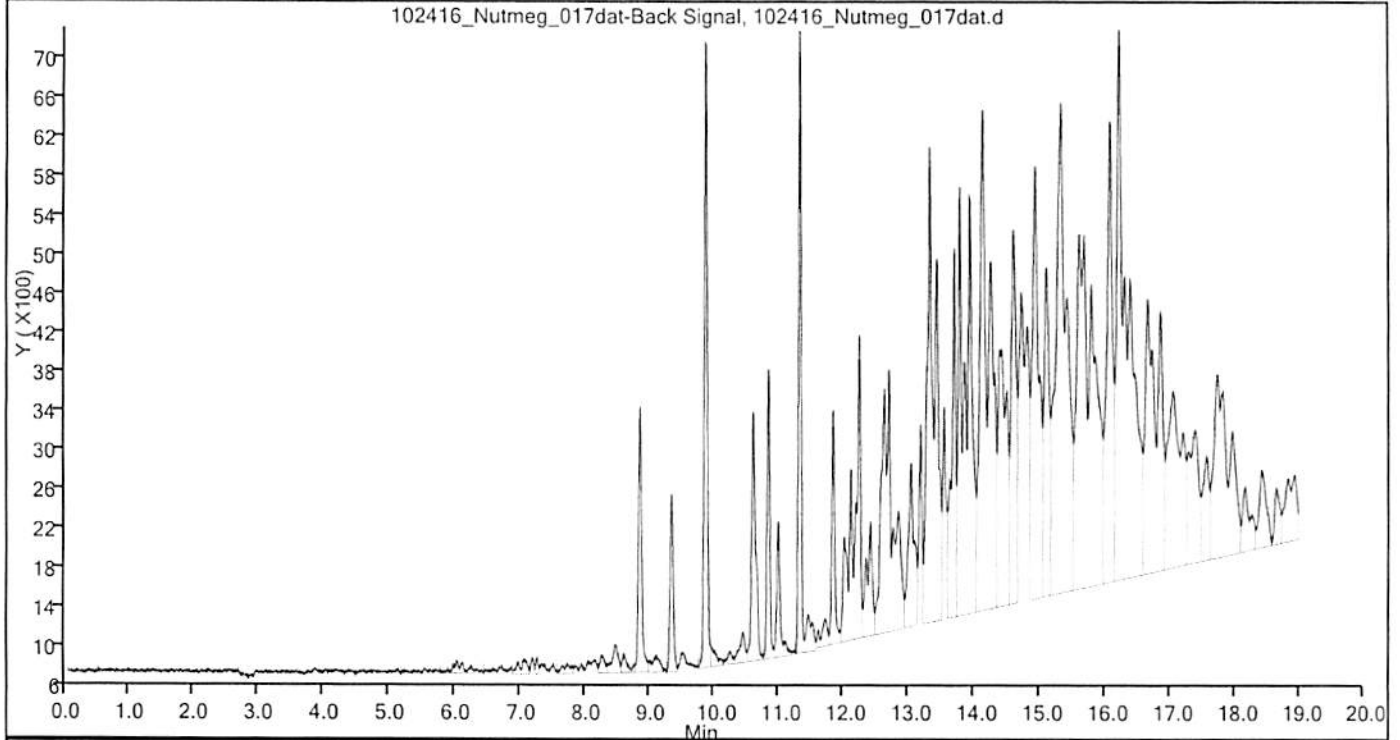
Det	RT (min.)	Exp RT (min.)	Dlt RT (min.)	Response	OnCol Amt ug/l	Flags
4 Benzene						M
1	5.959	5.954	0.005	203	0.2112	M
6 Toluene						M
1	7.233	7.232	0.001	413	0.5163	M
10 Ethylbenzene						M
1	8.576	8.618	-0.042	875	1.30	M
3 m-Xylene & p-Xylene						M
1	8.833	8.836	-0.003	9620	11.0	M
5 o-Xylene						M
1	9.330	9.326	0.004	6262	8.23	M
A 12 C6-C10 WI						
2	9.530	(4.658-14.423)		14955510	1101.1	
\$ 1 4-Bromofluorobenzene (Surr)						M
1	9.861	9.861	0.000	20537	18.0	M
2	9.861	9.861	0.000	276742		
S 2 Xylenes, Total						
1					19.3	

QC Flag Legend
 Review Flags
 M - Manually Integrated

Reagents:
 GV_I_BFBn54_00002 Amount Added: 1.00 Units: uL Run Reagent

TestAmerica Cedar Falls

Data File: \\ChromNA\CedarFalls\ChromData\Nutmeg\20161024-32918.b\102416_Nutmeg_017dat.d
Injection Date: 24-Oct-2016 20:20:00 Instrument ID: Nutmeg
Lims ID: 310-91980-A-8-B Lab Sample ID: 310-91980-8
Client ID: B-7
Operator ID: System ALS Bottle#: 0 Worklist Smp#: 17
Purge Vol: 5.000 mL Dil. Factor: 5.0000
Method: OA1_PVOC Soils Limit Group: GCV WI GRO ICAL



TestAmerica Cedar Falls
Target Compound Quantitation Report

Data File: \\ChromNA\CedarFalls\ChromData\Nutmeg\20161021-32872.b\102116_Nutmeg_009dat.d
 Lims ID: 310-91980-A-9-B
 Client ID: B-8
 Sample Type: Client
 Inject. Date: 21-Oct-2016 18:02:00 ALS Bottle#: 0 Worklist Smp#: 9
 Purge Vol: 5.000 mL Dil. Factor: 1.0000
 Sample Info: 310-0032872-009
 Misc. Info.: 310-0032872-009
 Operator ID: System Instrument ID: Nutmeg
 Method: \\ChromNA\CedarFalls\ChromData\Nutmeg\20161021-32872.b\OA1_PVOC Soils.m
 Limit Group: GCV WI GRO ICAL
 Last Update: 24-Oct-2016 09:14:54 Calib Date: 19-Oct-2016 23:55:00
 Integrator: Falcon
 Quant Method: External Standard Quant By: Initial Calibration
 Last ICal File: \\ChromNA\CedarFalls\ChromData\Nutmeg\20161019-32823.b\101916_Nutmeg_013dat.d

Column 1 : Det: IC 082012_NUTMEG_013dat-Back Signal
 Column 2 : Det: IC 082012_NUTMEG_013dat-Front Signal
 Process Host: XAWRK027

First Level Reviewer: meyerch Date: 24-Oct-2016 08:33:56

Det	RT (min.)	Exp RT (min.)	Dlt RT (min.)	Response	OnCol Amt ug/l	Flags
-----	-----------	---------------	---------------	----------	----------------	-------

4 Benzene						M
1	5.958	5.958	0.000	2530	2.63	M
6 Toluene						M
1	7.235	7.234	0.001	28152	35.2	M
10 Ethylbenzene						M
1	8.622	8.623	-0.001	10317	15.4	M
3 m-Xylene & p-Xylene						M
1	8.837	8.840	-0.003	48031	62.6	M
5 o-Xylene						M
1	9.331	9.331	0.000	18631	26.0	M
A 12 C6-C10 WI						
2	9.544	(4.664-14.423)		12320254	847.8	
\$ 1 4-Bromofluorobenzene (Surr)						M
1	9.865	9.864	0.001	23118	20.3	M
2	9.864	9.864	0.000	297425		
S 2 Xylenes, Total						
1					88.6	

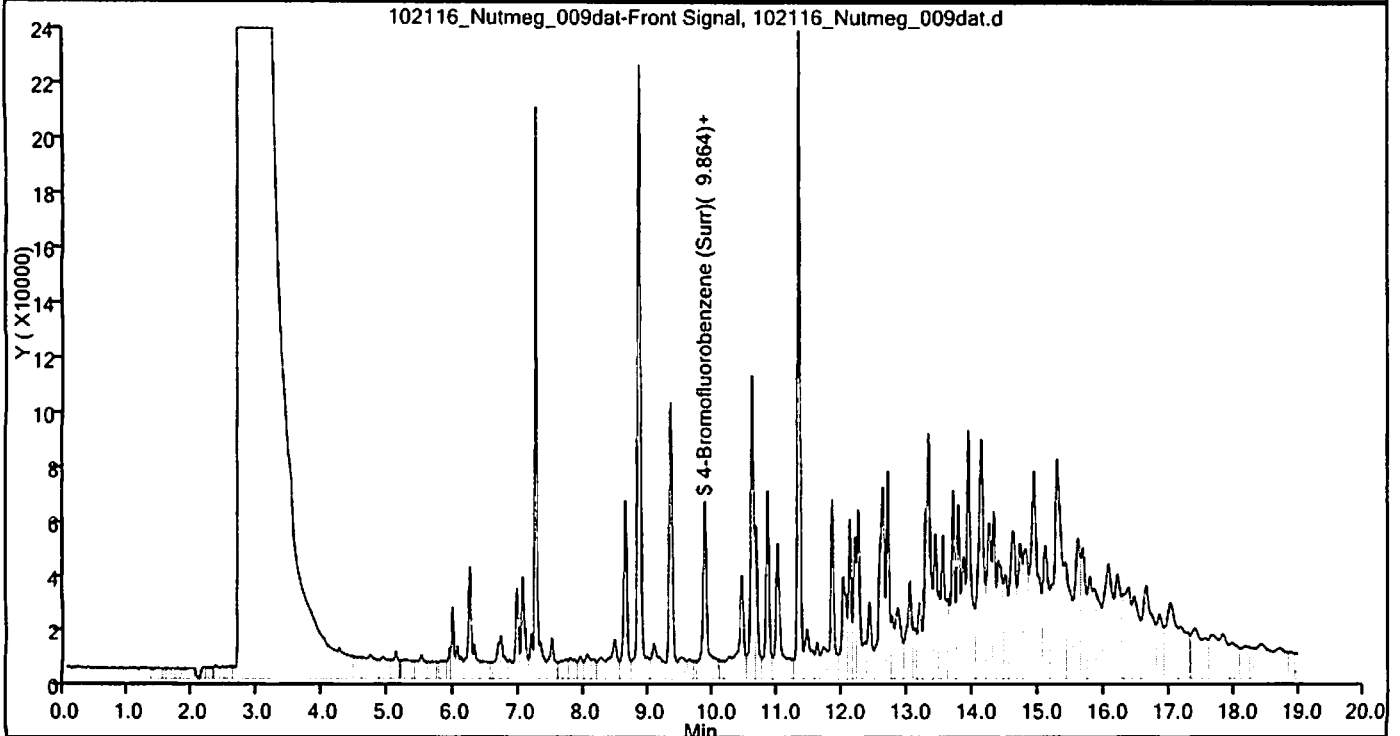
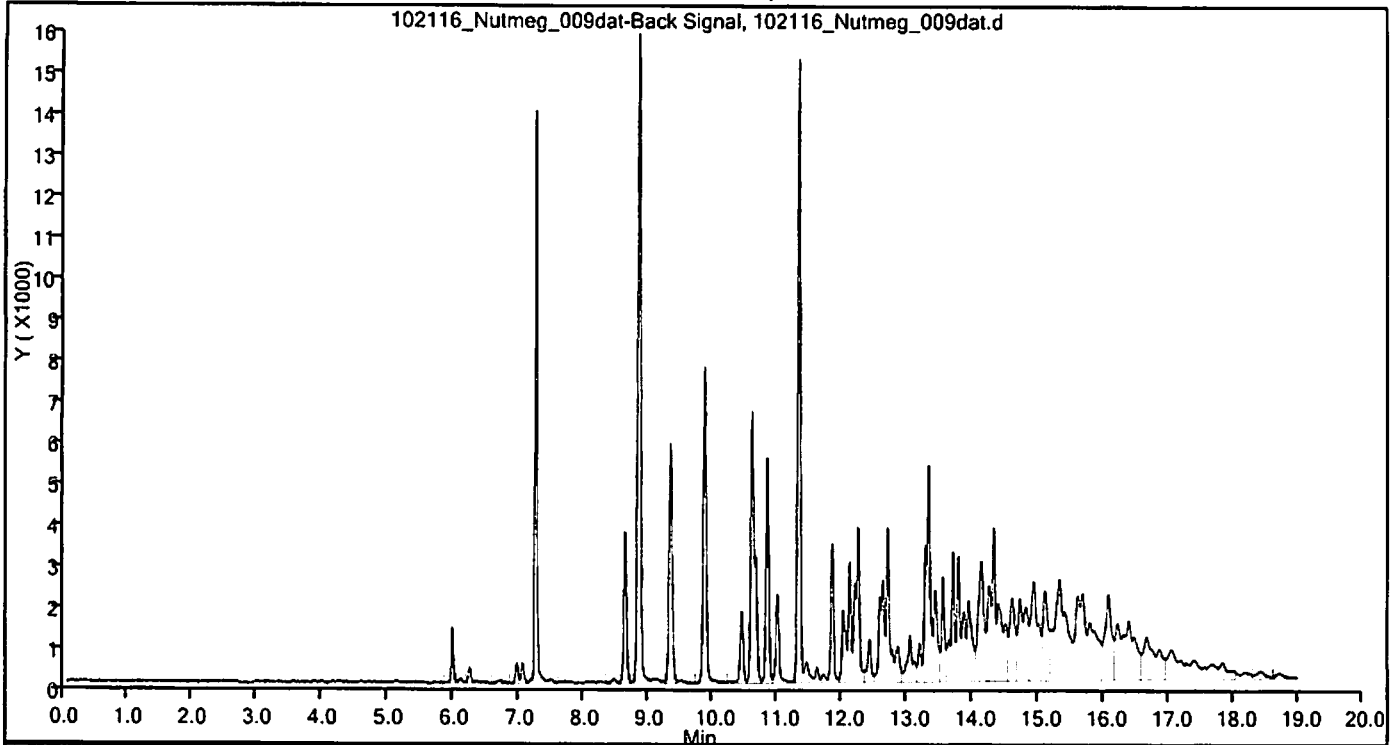
QC Flag Legend
 Review Flags
 M - Manually Integrated

Reagents:

GV_I_BFBn54_00002 Amount Added: 1.00 Units: uL Run Reagent

TestAmerica Cedar Falls

Data File: \\ChromNA\CedarFalls\ChromData\Nutmeg\20161021-32872.b\102116_Nutmeg_009dat.d
Injection Date: 21-Oct-2016 18:02:00 Instrument ID: Nutmeg
Lims ID: 310-91980-A-9-B Lab Sample ID: 310-91980-9
Client ID: B-8
Operator ID: System ALS Bottle#: 0 Worklist Smp#: 9
Purge Vol: 5.000 mL Dil. Factor: 1.0000
Method: OA1_PVOC Soils Limit Group: GCV WI GRO ICAL



TestAmerica Cedar Falls
Target Compound Quantitation Report

Data File: \\ChromNA\CedarFalls\ChromData\Nutmeg\20161024-32918.b\102416_Nutmeg_011dat.d
 Lims ID: 310-91980-A-9-C
 Client ID: B-8
 Sample Type: Client
 Inject. Date: 24-Oct-2016 16:36:00 ALS Bottle#: 0 Worklist Smp#: 11
 Purge Vol: 5.000 mL Dil. Factor: 1.0000
 Sample Info: 310-0032918-011
 Misc. Info.: 310-0032918-011
 Operator ID: System Instrument ID: Nutmeg
 Method: \\ChromNA\CedarFalls\ChromData\Nutmeg\20161024-32918.b\OA1_PVOC Soils.m
 Limit Group: GCV WI GRO ICAL
 Last Update: 25-Oct-2016 09:53:42 Calib Date: 19-Oct-2016 23:55:00
 Integrator: Falcon
 Quant Method: External Standard Quant By: Initial Calibration
 Last Ical File: \\ChromNA\CedarFalls\ChromData\Nutmeg\20161019-32823.b\101916_Nutmeg_013dat.d

Column 1 : Det: IC 082012_NUTMEG_013dat-Back Signal
 Column 2 : Det: IC 082012_NUTMEG_013dat-Front Signal
 Process Host: XAWRK023

First Level Reviewer: meyerch Date: 25-Oct-2016 09:21:43

Det	RT (min.)	Exp RT (min.)	Dlt RT (min.)	Response	OnCol Amt ug/l	Flags
-----	-----------	---------------	---------------	----------	----------------	-------

4 Benzene						M
1	5.954	5.954	0.000	2844	2.96	M
6 Toluene						M
1	7.232	7.232	0.000	28803	36.0	M
10 Ethylbenzene						M
1	8.618	8.618	0.000	10674	15.9	M
3 m-Xylene & p-Xylene						M
1	8.833	8.836	-0.003	48153	62.8	M
5 o-Xylene						M
1	9.328	9.326	0.002	18548	25.9	M
A 12 C6-C10 WI						
2	9.540	(4.658-14.423)		13584519	969.4	
S 1 4-Bromofluorobenzene (Surr)						M
1	9.861	9.861	0.000	22973	20.1	M
2	9.859	9.861	-0.002	329632		
S 2 Xylenes, Total						
1					88.7	

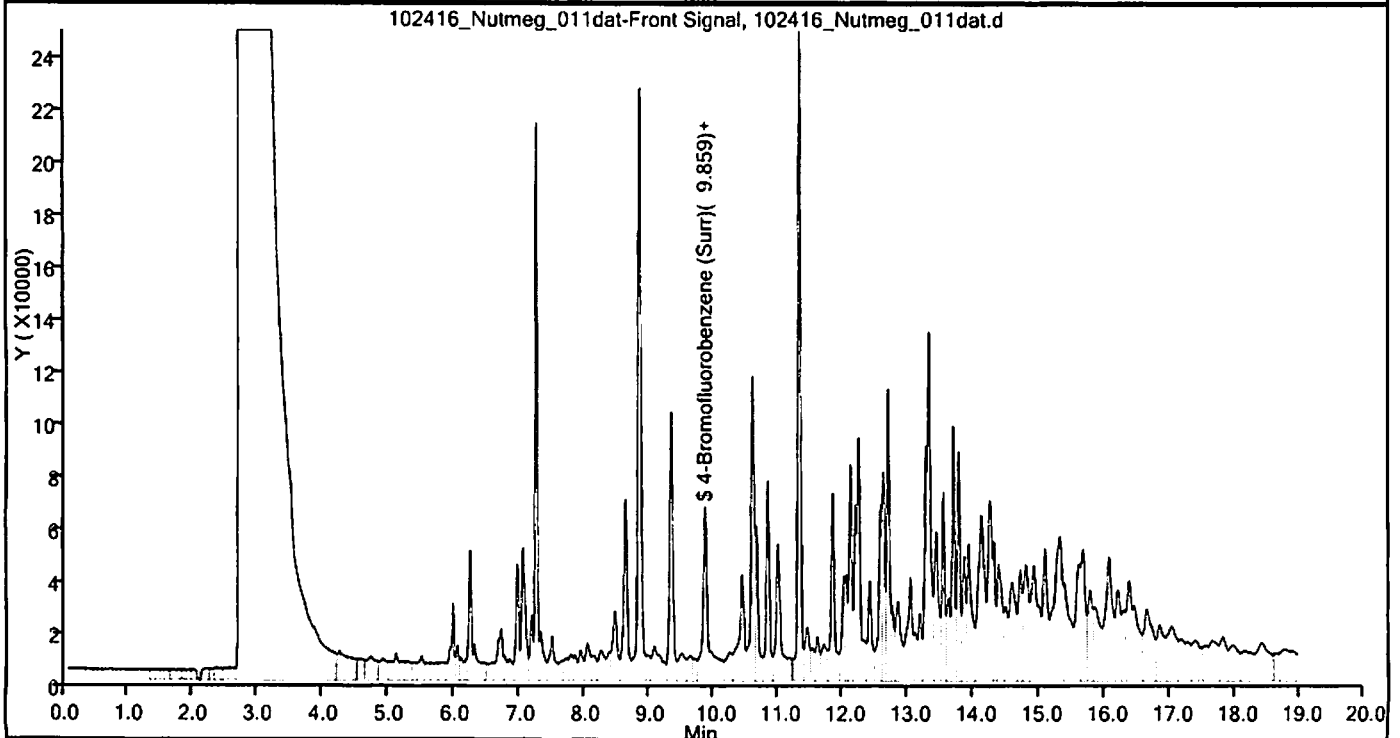
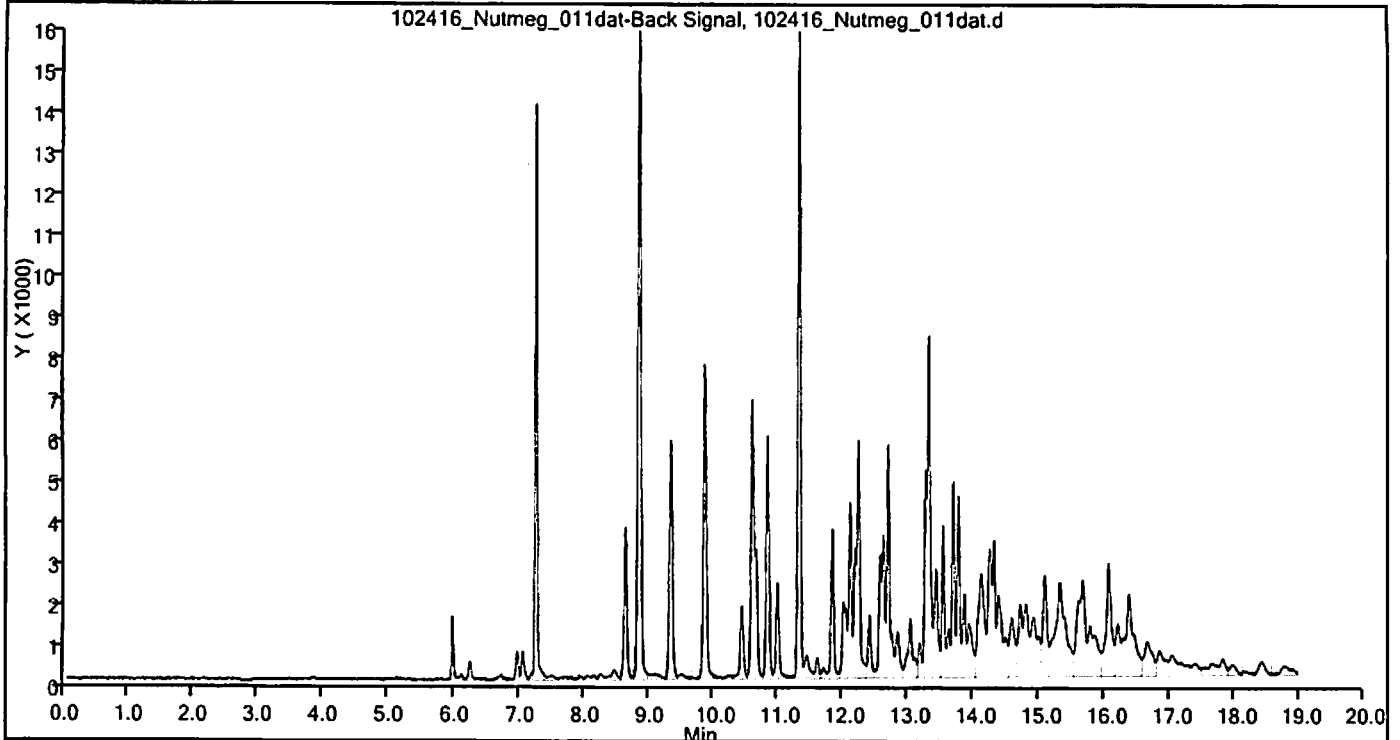
QC Flag Legend
 Review Flags
 M - Manually Integrated

Reagents:

GV_I_BFBn54_00002 Amount Added: 1.00 Units: uL Run Reagent

TestAmerica Cedar Falls

Data File: \\ChromNA\CedarFalls\ChromData\Nutmeg\20161024-32918.b\102416_Nutmeg_011dat.d
Injection Date: 24-Oct-2016 16:36:00 Instrument ID: Nutmeg
Lims ID: 310-91980-A-9-C Lab Sample ID: 310-91980-9
Client ID: B-8
Operator ID: System ALS Bottle#: 0 Worklist Smp#: 11
Purge Vol: 5.000 mL Dil. Factor: 1.0000
Method: OA1_PVOC Soils Limit Group: GCV WI GRO ICAL



TestAmerica Cedar Falls
Target Compound Quantitation Report

Data File: \\ChromNA\CedarFalls\ChromData\Nutmeg\20161024-32918.b\102416_Nutmeg_011dat.d
 Lims ID: 310-91980-A-9-C
 Client ID: B-8
 Sample Type: Client
 Inject. Date: 24-Oct-2016 16:36:00 ALS Bottle#: 0 Worklist Smp#: 11
 Purge Vol: 5.000 mL Dil. Factor: 1.0000
 Sample Info: 310-0032918-011
 Misc. Info.: 310-0032918-011
 Operator ID: System Instrument ID: Nutmeg
 Method: \\ChromNA\CedarFalls\ChromData\Nutmeg\20161024-32918.b\OA1_PVOC Soils.m
 Limit Group: GCV WI GRO ICAL
 Last Update: 25-Oct-2016 09:53:42 Calib Date: 19-Oct-2016 23:55:00
 Integrator: Falcon
 Quant Method: External Standard Quant By: Initial Calibration
 Last ICal File: \\ChromNA\CedarFalls\ChromData\Nutmeg\20161019-32823.b\101916_Nutmeg_013dat.d

Column 1 : Det: IC 082012_NUTMEG_013dat-Back Signal
 Column 2 : Det: IC 082012_NUTMEG_013dat-Front Signal
 Process Host: XAWRK023

First Level Reviewer: meyerch Date: 25-Oct-2016 09:21:43

Det	RT (min.)	Exp RT (min.)	Dlt RT (min.)	Response	OnCol Amt ug/l	Flags
-----	-----------	---------------	---------------	----------	----------------	-------

4 Benzene						M
1	5.954	5.954	0.000	2844	2.96	M
6 Toluene						M
1	7.232	7.232	0.000	28803	36.0	M
10 Ethylbenzene						M
1	8.618	8.618	0.000	10674	15.9	M
3 m-Xylene & p-Xylene						M
1	8.833	8.836	-0.003	48153	62.8	M
5 o-Xylene						M
1	9.328	9.326	0.002	18548	25.9	M
A 12 C6-C10 WI						
2	9.540	(4.658-14.423)		13584519	969.4	
\$ 1 4-Bromofluorobenzene (Surr)						M
1	9.861	9.861	0.000	22973	20.1	M
2	9.859	9.861	-0.002	329632		
S 2 Xylenes, Total						
1					88.7	

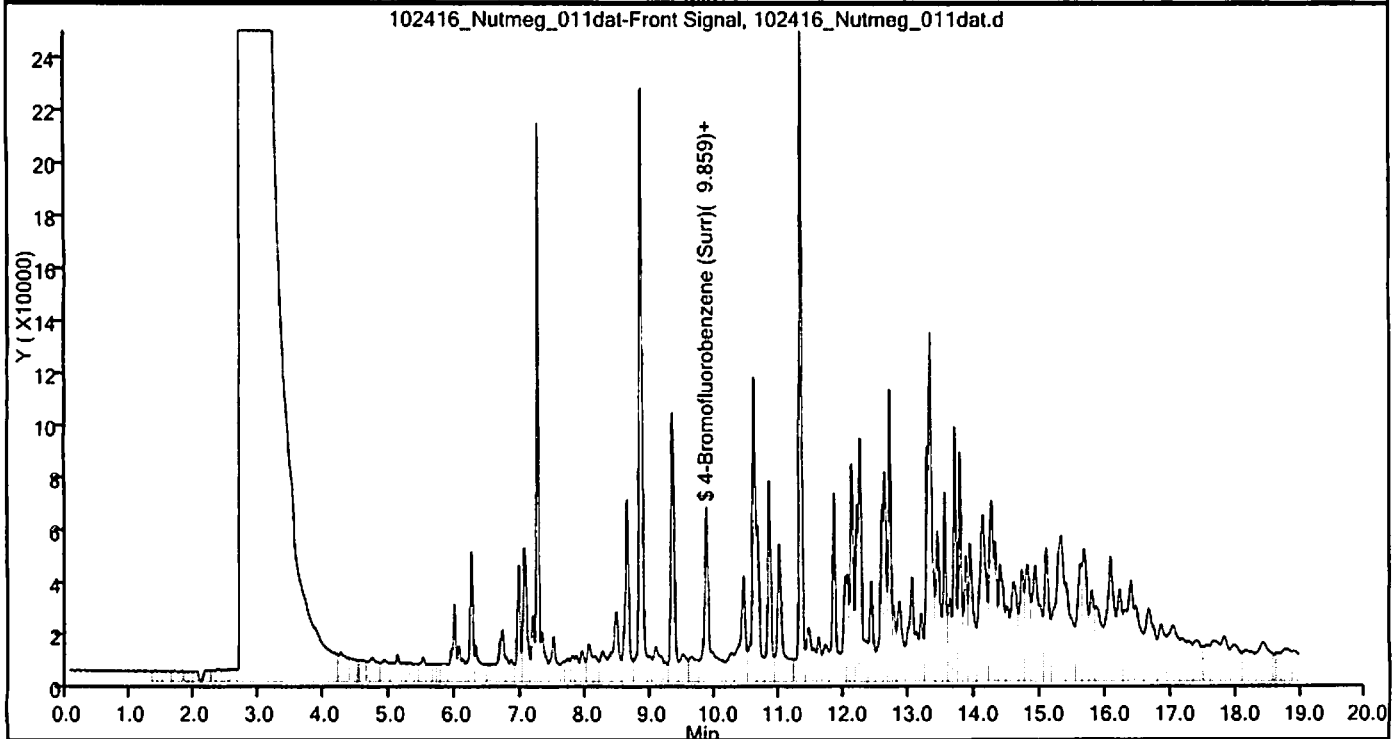
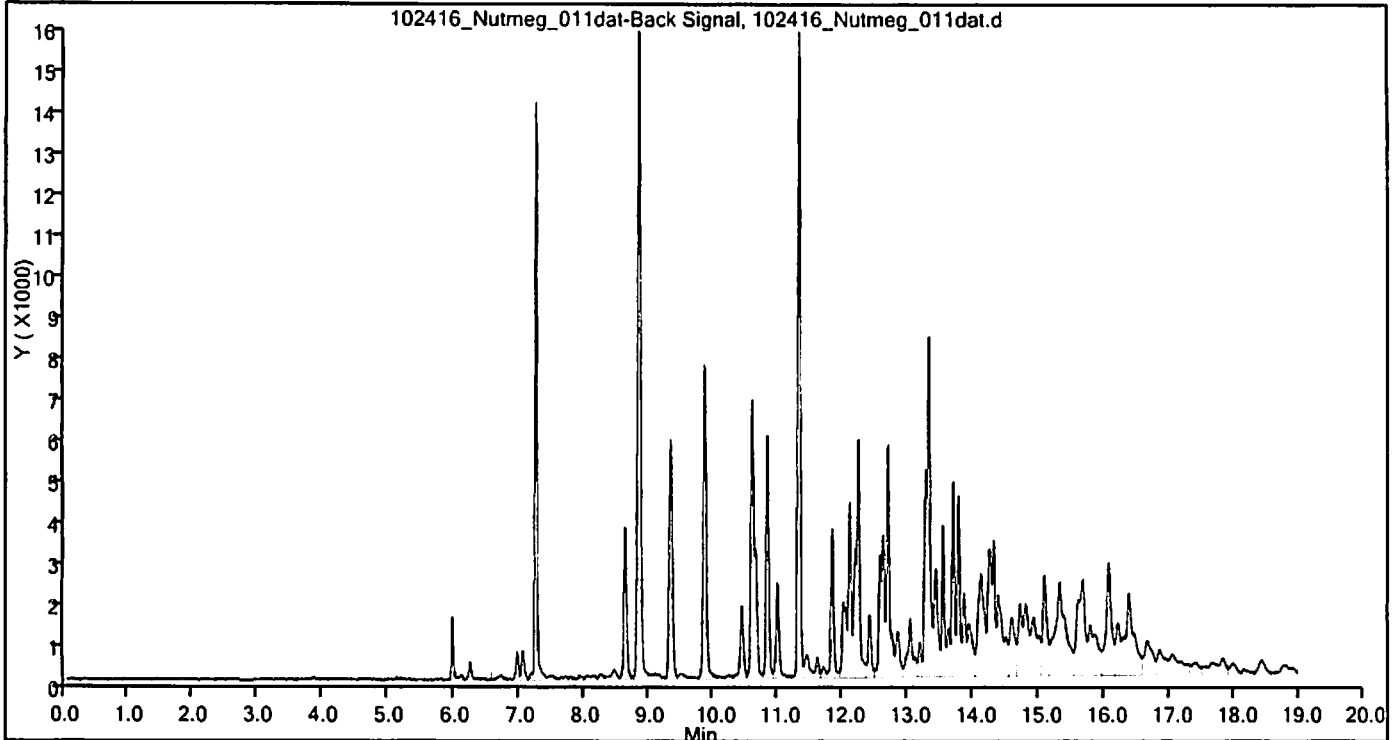
QC Flag Legend
 Review Flags
 M - Manually Integrated

Reagents:

GV_I_BFBn54_00002 Amount Added: 1.00 Units: uL Run Reagent

TestAmerica Cedar Falls

Data File: \\ChromNA\CedarFalls\ChromData\Nutmeg\20161024-32918.b\102416_Nutmeg_011dat.d
Injection Date: 24-Oct-2016 16:36:00 Instrument ID: Nutmeg
Lims ID: 310-91980-A-9-C Lab Sample ID: 310-91980-9
Client ID: B-8
Operator ID: System ALS Bottle#: 0 Worklist Smp#: 11
Purge Vol: 5.000 mL Dil. Factor: 1.0000
Method: OA1_PVOC Soils Limit Group: GCV WI GRO ICAL



TestAmerica Cedar Falls
Target Compound Quantitation Report

Data File: \\ChromNA\CedarFalls\ChromData\Nutmeg\20161021-32872.b\102116_Nutmeg_010dat.d
 Lims ID: 310-91980-A-10-A
 Client ID: B-9
 Sample Type: Client
 Inject. Date: 21-Oct-2016 18:31:00 ALS Bottle#: 0 Worklist Smp#: 10
 Purge Vol: 5.000 mL Dil. Factor: 1.0000
 Sample Info: 310-0032872-010
 Misc. Info.: 310-0032872-010
 Operator ID: System Instrument ID: Nutmeg

Method: \\ChromNA\CedarFalls\ChromData\Nutmeg\20161021-32872.b\OA1_PVOC Soils.m
 Limit Group: GCV WI GRO ICAL
 Last Update: 24-Oct-2016 09:14:54 Calib Date: 19-Oct-2016 23:55:00
 Integrator: Falcon
 Quant Method: External Standard Quant By: Initial Calibration
 Last ICal File: \\ChromNA\CedarFalls\ChromData\Nutmeg\20161019-32823.b\101916_Nutmeg_013dat.d

Column 1 : Det: IC 082012_NUTMEG_013dat-Back Signal
 Column 2 : Det: IC 082012_NUTMEG_013dat-Front Signal
 Process Host: XAWRK027

First Level Reviewer: meyerch Date: 24-Oct-2016 08:35:25

Det	RT (min.)	Exp RT (min.)	Dlt RT (min.)	Response	OnCol Amt ug/l	Flags
-----	-----------	---------------	---------------	----------	----------------	-------

3 m-Xylene & p-Xylene						
1	8.843	8.840	0.003	617	-1.03	M
5 o-Xylene						
1	9.328	9.331	-0.003	313	-0.3342	M
A 12 C6-C10 WI						
2	9.580	(4.664-14.423)		4274309	74.5	
\$ 1 4-Bromofluorobenzene (Surr)						
1	9.863	9.864	-0.001	21555	18.9	M
2	9.864	9.864	0.000	257001		
S 2 Xylenes, Total						
1					-1.37	

QC Flag Legend

Review Flags

M - Manually Integrated

Reagents:

GV_I_BFBn54_00002

Amount Added: 1.00

Units: uL

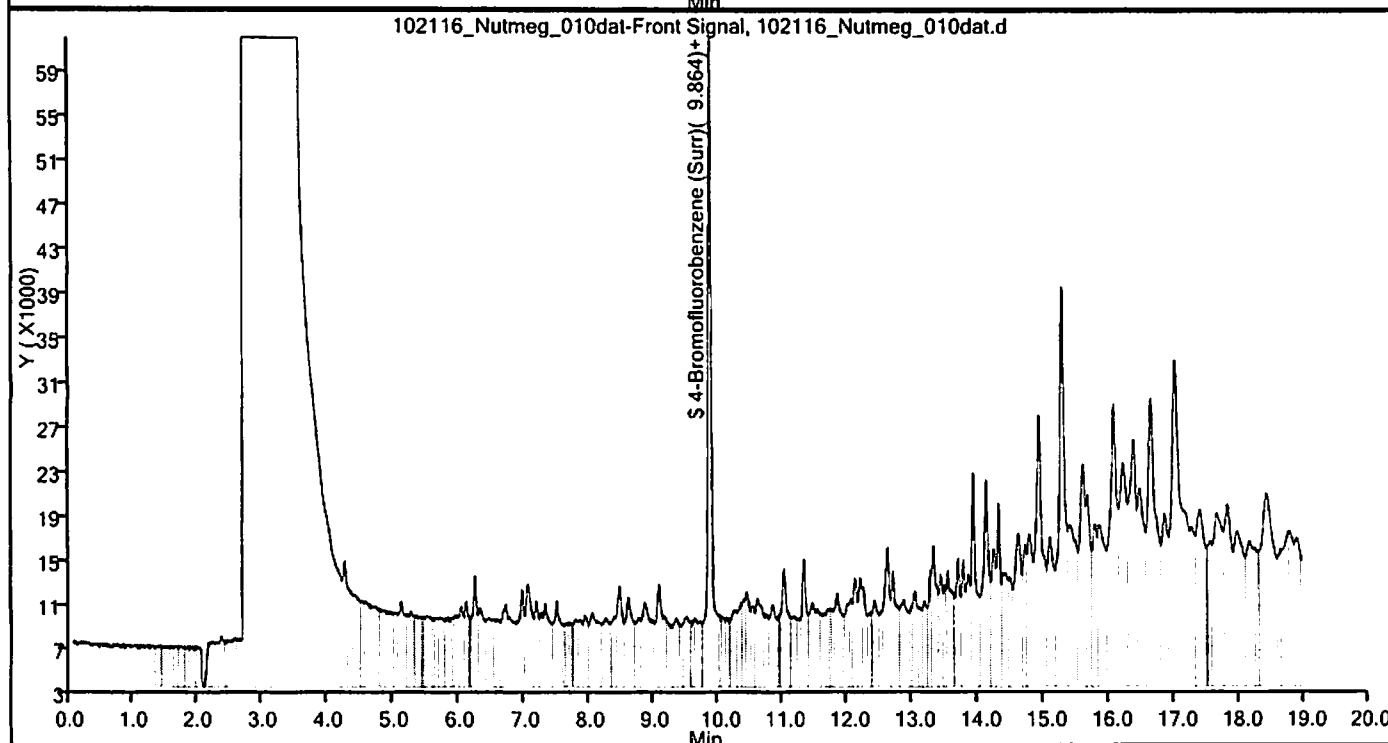
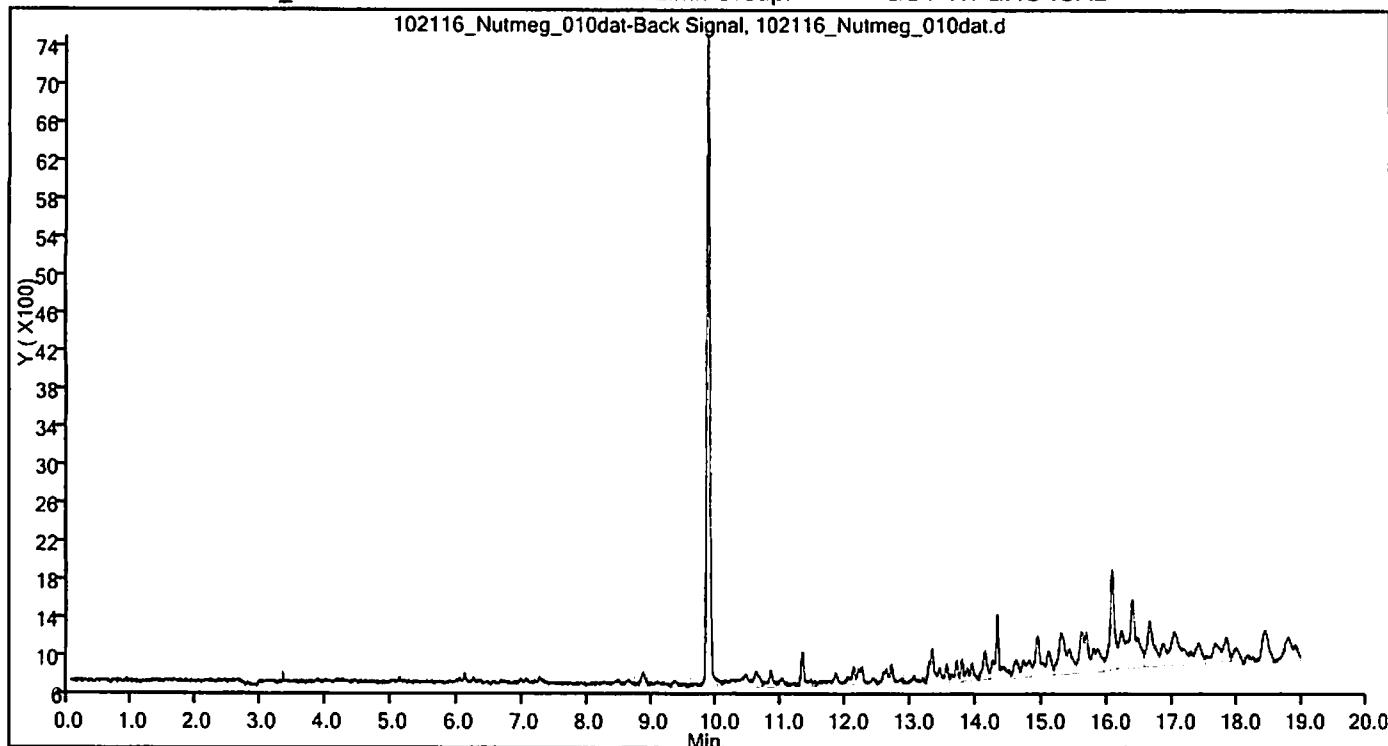
Run Reagent

Report Date: 24-Oct-2016 09:15:25

Chrom Revision: 2.2 17-Oct-2016 09:27:18

TestAmerica Cedar Falls

Data File: \\ChromNA\CedarFalls\ChromData\Nutmeg\20161021-32872.b\102116_Nutmeg_010dat.d
Injection Date: 21-Oct-2016 18:31:00 Instrument ID: Nutmeg
Lims ID: 310-91980-A-10-A Lab Sample ID: 310-91980-10
Client ID: B-9
Operator ID: System ALS Bottle#: 0 Worklist Smp#: 10
Purge Vol: 5.000 mL Dil. Factor: 1.0000
Method: OA1_PVOC Soils Limit Group: GCV WI GRO ICAL



TestAmerica Cedar Falls
Target Compound Quantitation Report

Data File: \\ChromNA\CedarFalls\ChromData\Nutmeg\20161021-32872.b\102116_Nutmeg_010dat.d
 Lims ID: 310-91980-A-10-A
 Client ID: B-9
 Sample Type: Client
 Inject. Date: 21-Oct-2016 18:31:00 ALS Bottle#: 0 Worklist Smp#: 10
 Purge Vol: 5.000 mL Dil. Factor: 1.0000
 Sample Info: 310-0032872-010
 Misc. Info.: 310-0032872-010
 Operator ID: System Instrument ID: Nutmeg
 Method: \\ChromNA\CedarFalls\ChromData\Nutmeg\20161021-32872.b\OA1_PVOC Soils.m
 Limit Group: GCV WI GRO ICAL
 Last Update: 24-Oct-2016 09:14:54 Calib Date: 19-Oct-2016 23:55:00
 Integrator: Falcon
 Quant Method: External Standard Quant By: Initial Calibration
 Last ICal File: \\ChromNA\CedarFalls\ChromData\Nutmeg\20161019-32823.b\101916_Nutmeg_013dat.d

Column 1 : Det: IC 082012_NUTMEG_013dat-Back Signal
 Column 2 : Det: IC 082012_NUTMEG_013dat-Front Signal
 Process Host: XAWRK027

First Level Reviewer: meyerch Date: 24-Oct-2016 08:35:25

Det	RT (min.)	Exp RT (min.)	Dlt RT (min.)	Response	OnCol Amt ug/l	Flags
3 m-Xylene & p-Xylene						
1	8.843	8.840	0.003	617	-1.03	M
5 o-Xylene						
1	9.328	9.331	-0.003	313	-0.3342	M
A 12 C6-C10 WI						
2	9.580	(4.664-14.423)		4274309	74.5	
\$ 1 4-Bromofluorobenzene (Surr)						
1	9.863	9.864	-0.001	21555	18.9	M
2	9.864	9.864	0.000	257001		
S 2 Xylenes, Total						
1					-1.37	

QC Flag Legend
 Review Flags
 M - Manually Integrated

Reagents:

GV_I_BFBn54_00002 Amount Added: 1.00 Units: uL Run Reagent

TestAmerica Cedar Falls

Data File: \\ChromNA\CedarFalls\ChromData\Nutmeg\20161021-32872.b\102116_Nutmeg_010dat.d

Injection Date: 21-Oct-2016 18:31:00

Instrument ID: Nutmeg

Lims ID: 310-91980-A-10-A

Lab Sample ID: 310-91980-10

Client ID: B-9

Operator ID: System

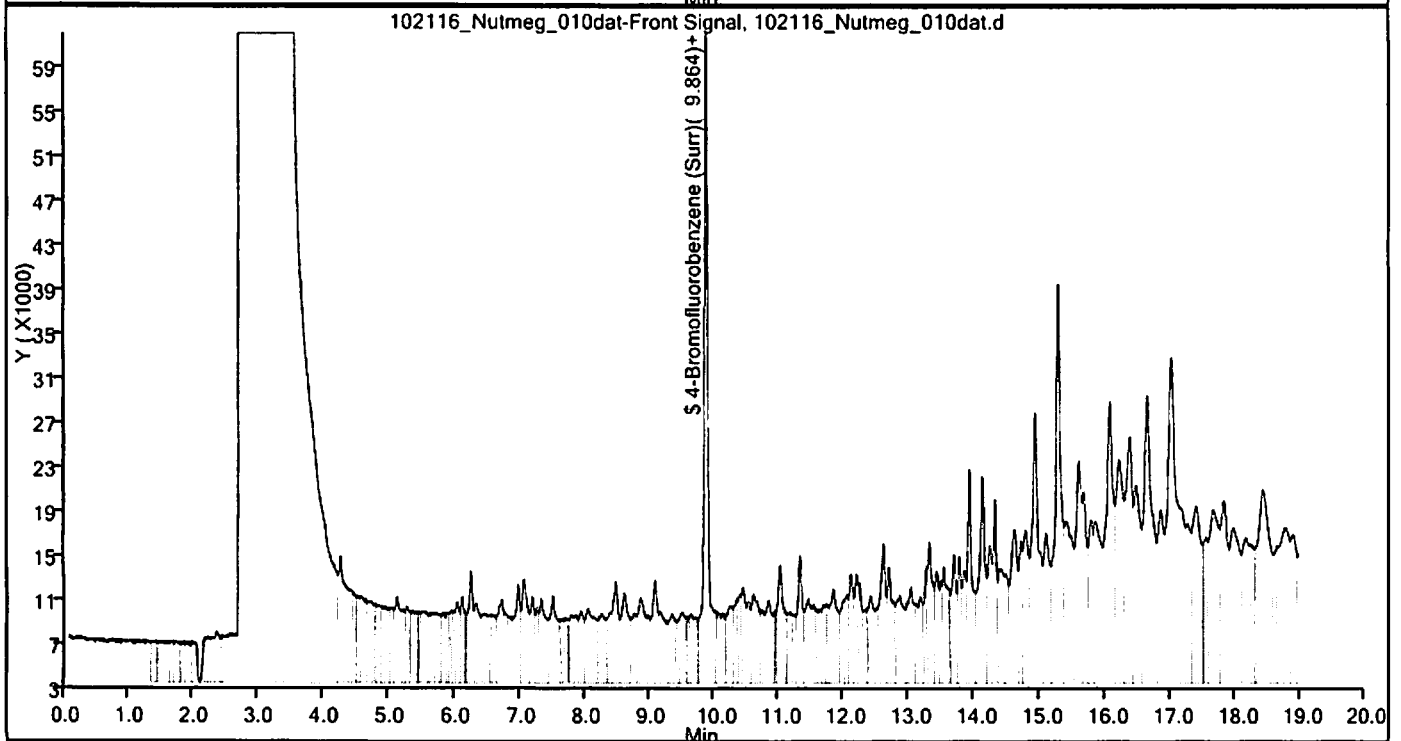
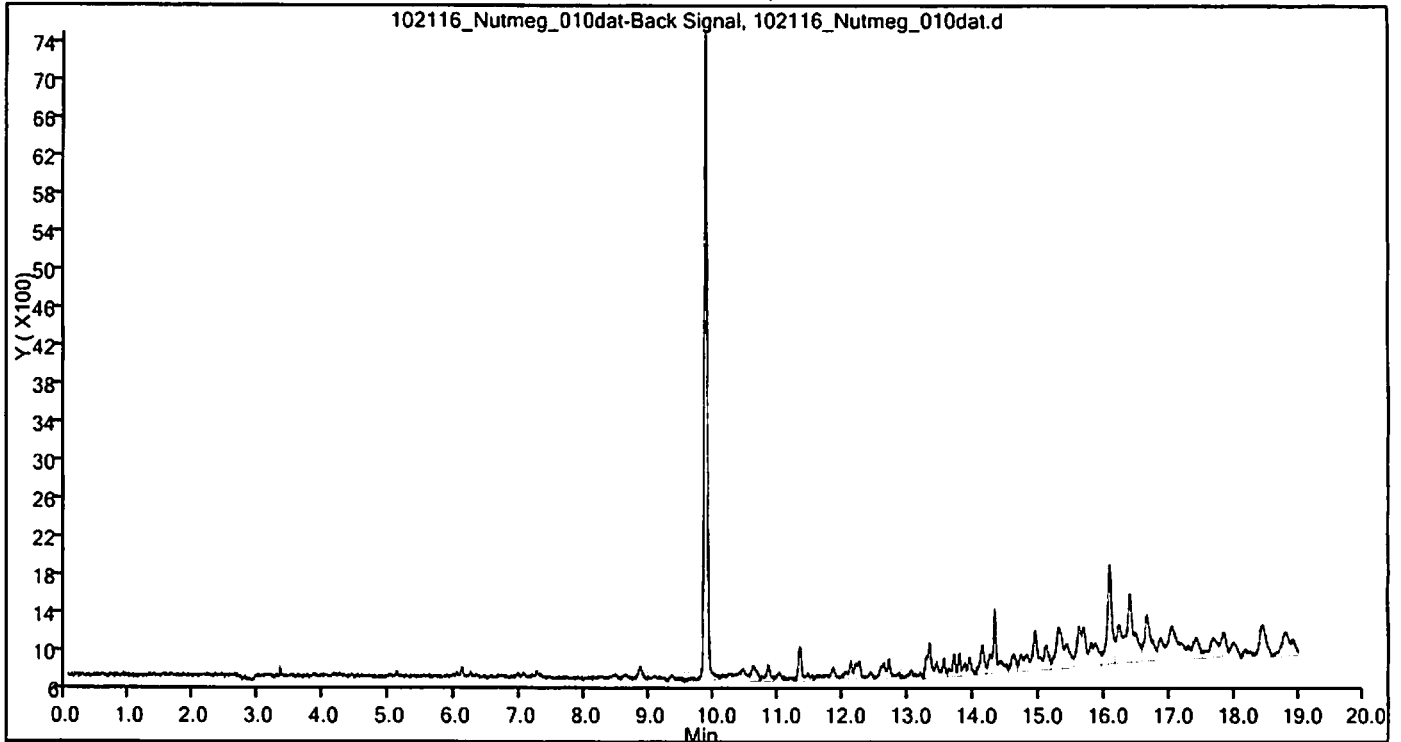
ALS Bottle#: 0 Worklist Smp#: 10

Purge Vol: 5.000 mL

Dil. Factor: 1.0000

Method: OA1_PVOC Soils

Limit Group: GCV WI GRO ICAL



TestAmerica Cedar Falls
Target Compound Quantitation Report

Data File: \\ChromNA\CedarFalls\ChromData\Nutmeg\20161021-32872.b\102116_Nutmeg_011dat.d
 Lims ID: 310-91980-A-11-A
 Client ID: B-10
 Sample Type: Client
 Inject. Date: 21-Oct-2016 18:59:00 ALS Bottle#: 0 Worklist Smp#: 11
 Purge Vol: 5.000 mL Dil. Factor: 1.0000
 Sample Info: 310-0032872-011
 Misc. Info.: 310-0032872-011
 Operator ID: System Instrument ID: Nutmeg
 Method: \\ChromNA\CedarFalls\ChromData\Nutmeg\20161021-32872.b\OA1_PVOC Soils.m
 Limit Group: GCV WI GRO ICAL
 Last Update: 24-Oct-2016 09:14:54 Calib Date: 19-Oct-2016 23:55:00
 Integrator: Falcon
 Quant Method: External Standard Quant By: Initial Calibration
 Last ICal File: \\ChromNA\CedarFalls\ChromData\Nutmeg\20161019-32823.b\101916_Nutmeg_013dat.d

Column 1 : Det: IC 082012_NUTMEG_013dat-Back Signal
 Column 2 : Det: IC 082012_NUTMEG_013dat-Front Signal

Process Host: XAWRK027

First Level Reviewer: meyerch Date: 24-Oct-2016 08:36:04

Det	RT (min.)	Exp RT (min.)	Dlt RT (min.)	Response	OnCol Amt ug/l	Flags
6 Toluene						
1	7.237	7.234	0.003	285	0.3563	M
3 m-Xylene & p-Xylene						
1	8.832	8.840	-0.008	1236	-0.2041	M
5 o-Xylene						
1	9.340	9.331	0.009	538	-0.0102	M
A 12 C6-C10 WI						
2	9.554	(4.664-14.423)		4218112	69.1	
\$ 1 4-Bromofluorobenzene (Surr)						
1	9.864	9.864	0.000	21435	18.8	M
2	9.865	9.864	0.001	246626		
S 2 Xylenes, Total						
1					-0.2143	

QC Flag Legend
 Review Flags
 M - Manually Integrated

Reagents:

GV_I_BFBn54_00002 Amount Added: 1.00 Units: uL Run Reagent

TestAmerica Cedar Falls

Data File: \\ChromNA\CedarFalls\ChromData\Nutmeg\20161021-32872.b\102116_Nutmeg_011dat.d

Injection Date: 21-Oct-2016 18:59:00

Instrument ID: Nutmeg

Lims ID: 310-91980-A-11-A

Lab Sample ID: 310-91980-11

Client ID: B-10

Operator ID: System

ALS Bottle#: 0

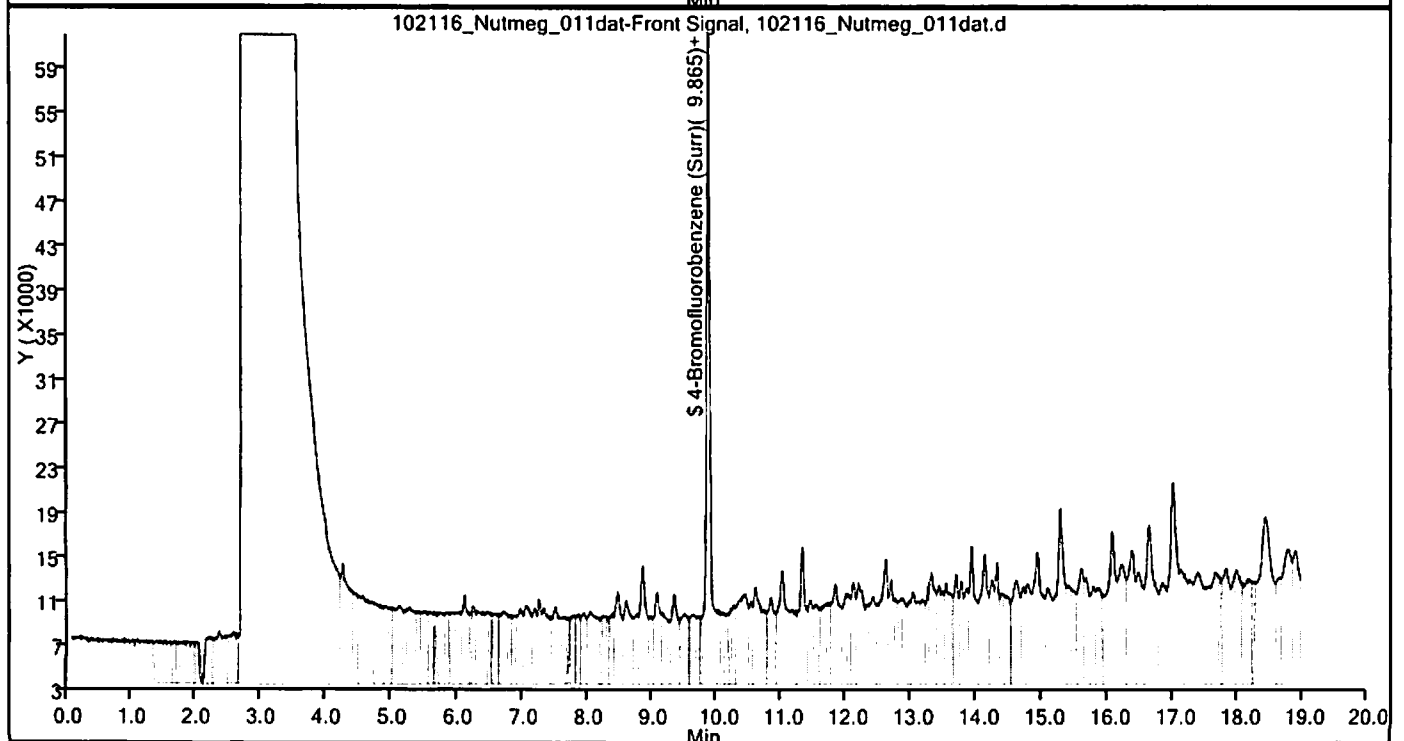
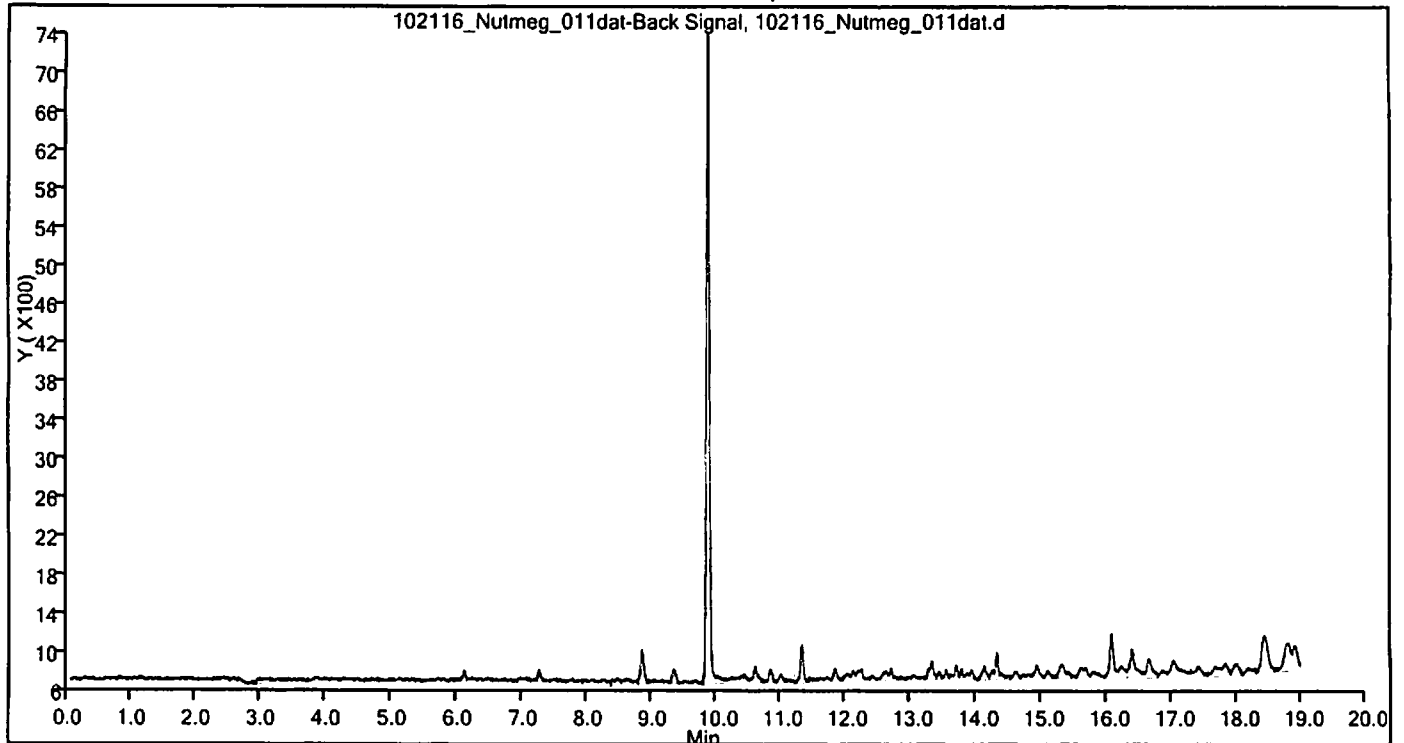
Worklist Smp#: 11

Purge Vol: 5.000 mL

Dil. Factor: 1.0000

Method: OA1_PVOC Soils

Limit Group: GCV WI GRO ICAL



TestAmerica Cedar Falls
Target Compound Quantitation Report

Data File: \\ChromNA\CedarFalls\ChromData\Nutmeg\20161021-32872.b\102116_Nutmeg_011dat.d
 Lims ID: 310-91980-A-11-A
 Client ID: B-10
 Sample Type: Client
 Inject. Date: 21-Oct-2016 18:59:00 ALS Bottle#: 0 Worklist Smp#: 11
 Purge Vol: 5.000 mL Dil. Factor: 1.0000
 Sample Info: 310-0032872-011
 Misc. Info.: 310-0032872-011
 Operator ID: System Instrument ID: Nutmeg
 Method: \\ChromNA\CedarFalls\ChromData\Nutmeg\20161021-32872.b\OA1_PVOC Soils.m
 Limit Group: GCV WI GRO ICAL
 Last Update: 24-Oct-2016 09:14:54 Calib Date: 19-Oct-2016 23:55:00
 Integrator: Falcon
 Quant Method: External Standard Quant By: Initial Calibration
 Last ICal File: \\ChromNA\CedarFalls\ChromData\Nutmeg\20161019-32823.b\101916_Nutmeg_013dat.d

Column 1 : Det: IC 082012_NUTMEG_013dat-Back Signal
 Column 2 : Det: IC 082012_NUTMEG_013dat-Front Signal
 Process Host: XAWRK027

First Level Reviewer: meyerch Date: 24-Oct-2016 08:36:04

Det	RT (min.)	Exp RT (min.)	Dlt RT (min.)	Response	OnCol Amt ug/l	Flags
6 Toluene						M
1	7.237	7.234	0.003	285	0.3563	M
3 m-Xylene & p-Xylene						M
1	8.832	8.840	-0.008	1236	-0.2041	M
5 o-Xylene						M
1	9.340	9.331	0.009	538	-0.0102	M
A 12 C6-C10 WI						
2	9.554	(4.664-14.423)		4218112	69.1	
\$ 1 4-Bromofluorobenzene (Surr)						M
1	9.864	9.864	0.000	21435	18.8	M
2	9.865	9.864	0.001	246626		
S 2 Xylenes, Total						
1					-0.2143	

QC Flag Legend

Review Flags

M - Manually Integrated

Reagents:

GV_I_BFBn54_00002 Amount Added: 1.00 Units: uL Run Reagent

TestAmerica Cedar Falls

Data File: \\ChromNA\CedarFalls\ChromData\Nutmeg\20161021-32872.b\102116_Nutmeg_011dat.d

Injection Date: 21-Oct-2016 18:59:00

Instrument ID: Nutmeg

Lims ID: 310-91980-A-11-A

Lab Sample ID: 310-91980-11

Client ID: B-10

Operator ID: System

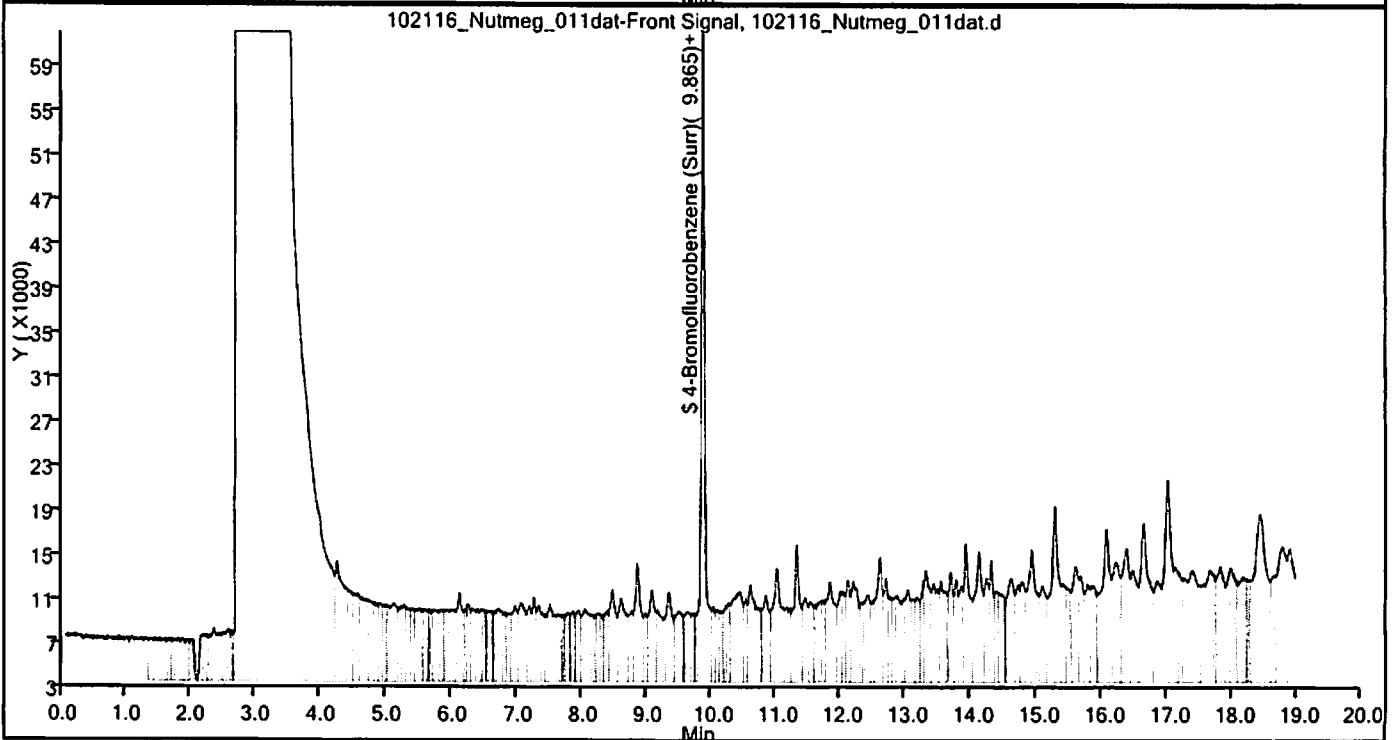
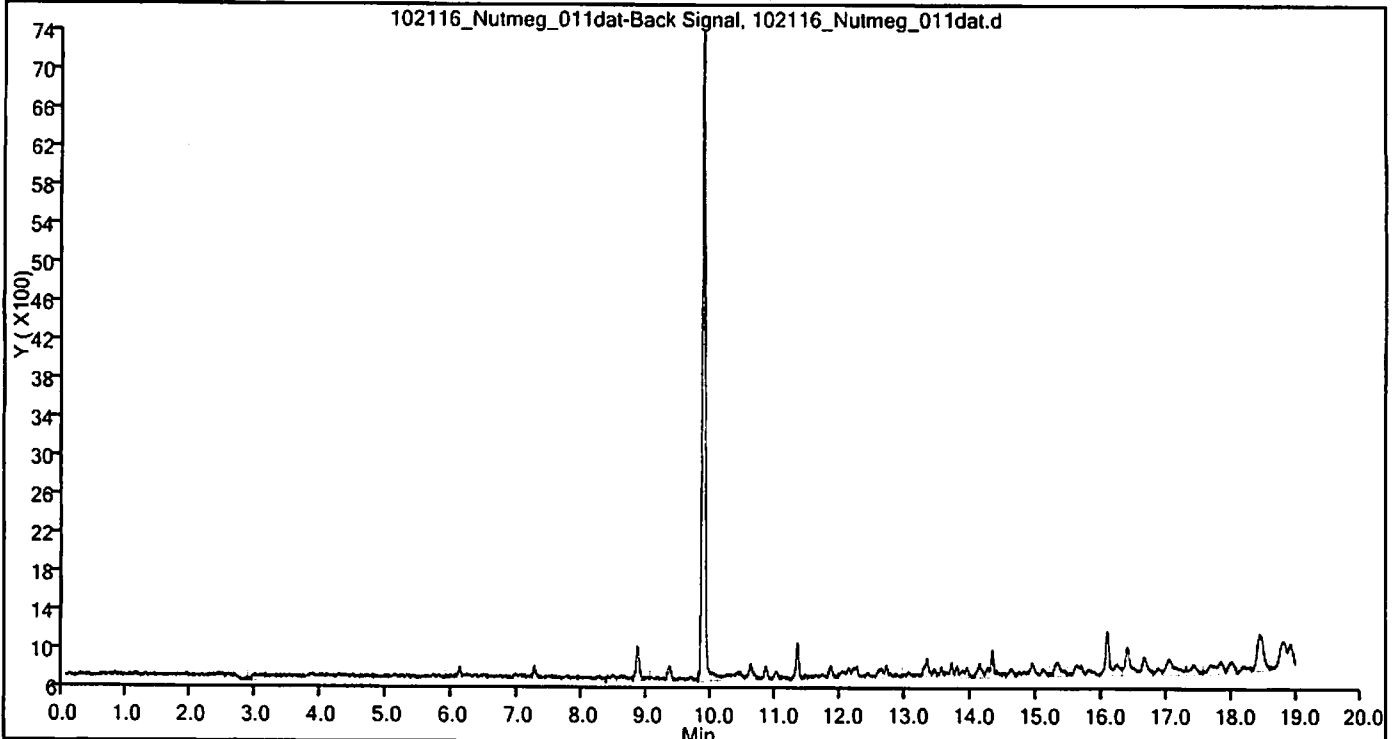
ALS Bottle#: 0 Worklist Smp#: 11

Purge Vol: 5.000 mL

Dil. Factor: 1.0000

Method: OA1_PVOC Soils

Limit Group: GCV WI GRO ICAL



TestAmerica Cedar Falls
Target Compound Quantitation Report

Data File: \\ChromNA\CedarFalls\ChromData\Nutmeg\20161021-32872.b\102116_Nutmeg_021dat.d
 Lims ID: 310-91980-A-12-A
 Client ID: D-1
 Sample Type: Client
 Inject. Date: 21-Oct-2016 23:48:00 ALS Bottle#: 0 Worklist Smp#: 21
 Purge Vol: 5.000 mL Dil. Factor: 1.0000
 Sample Info: 310-0032872-021
 Misc. Info.: 310-0032872-021
 Operator ID: System Instrument ID: Nutmeg
 Method: \\ChromNA\CedarFalls\ChromData\Nutmeg\20161021-32872.b\OA1_PVOC Soils.m
 Limit Group: GCV WI GRO ICAL
 Last Update: 24-Oct-2016 09:14:54 Calib Date: 19-Oct-2016 23:55:00
 Integrator: Falcon
 Quant Method: External Standard Quant By: Initial Calibration
 Last ICal File: \\ChromNA\CedarFalls\ChromData\Nutmeg\20161019-32823.b\101916_Nutmeg_013dat.d

Column 1 : Det: IC 082012_NUTMEG_013dat-Back Signal
 Column 2 : Det: IC 082012_NUTMEG_013dat-Front Signal
 Process Host: XAWRK027

First Level Reviewer: meyerch Date: 24-Oct-2016 08:48:59

Det	RT (min.)	Exp RT (min.)	Dlt RT (min.)	Response	OnCol Amt ug/l	Flags
3 m-Xylene & p-Xylene						
1	8.839	8.840	-0.001	5466	5.47	M
5 o-Xylene						
1	9.330	9.331	-0.001	3739	4.60	M
A 12 C6-C10 WI						
2	9.544	(4.664-14.423)		93605202	8660.4	E
\$ 1 4-Bromofluorobenzene (Surr)						
1	9.866	9.864	0.002	25472	22.3	M
2	9.858	9.864	-0.006	271253		
S 2 Xylenes, Total						
1					10.1	

QC Flag Legend

Processing Flags

E - Exceeded Maximum Amount

Review Flags

M - Manually Integrated

Reagents:

GV_I_BFBn54_00002 Amount Added: 1.00 Units: uL Run Reagent

TestAmerica Cedar Falls

Data File: \\ChromNA\CedarFalls\ChromData\Nutmeg\20161021-32872.b\102116_Nutmeg_021dat.d

Injection Date: 21-Oct-2016 23:48:00

Instrument ID: Nutmeg

Lims ID: 310-91980-A-12-A

Lab Sample ID: 310-91980-12

Client ID: D-1

Operator ID: System

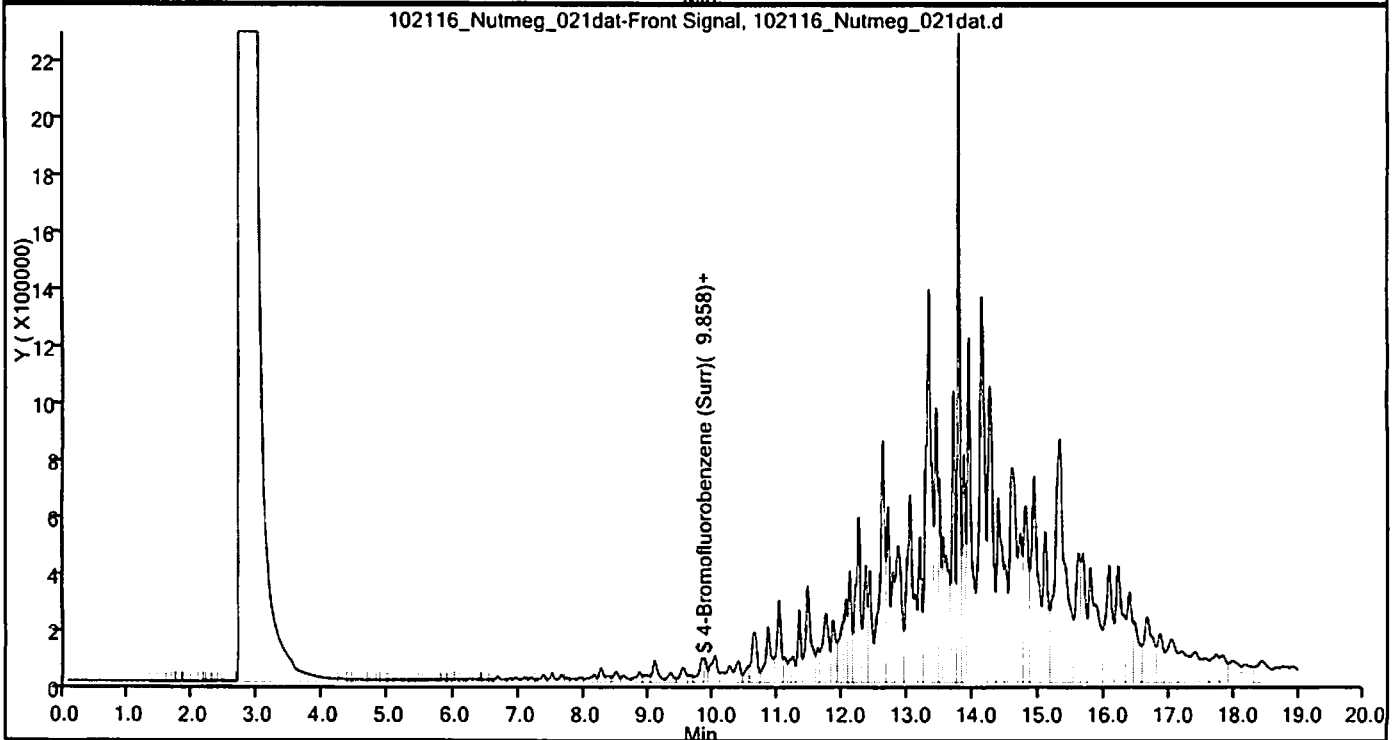
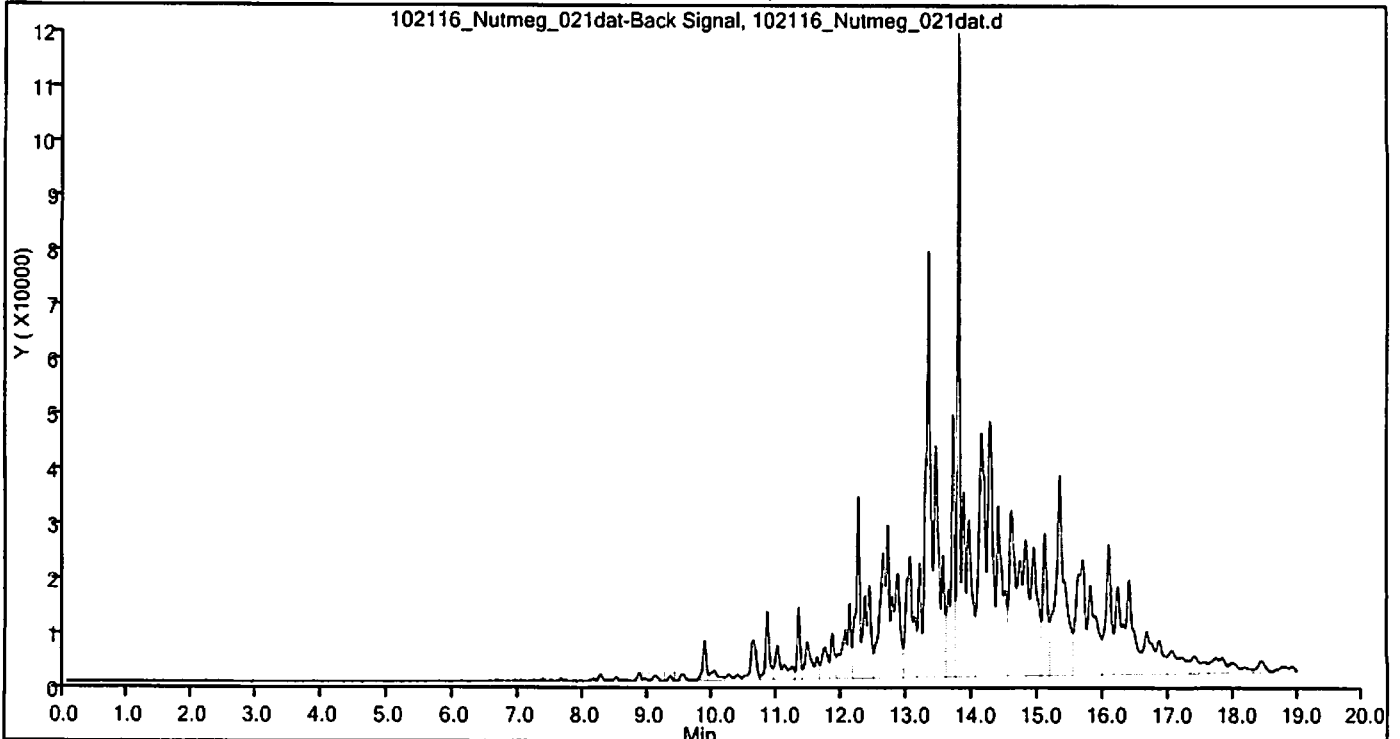
ALS Bottle#: 0 Worklist Smp#: 21

Purge Vol: 5.000 mL

Dil. Factor: 1.0000

Method: OA1_PVOC Soils

Limit Group: GCV WI GRO ICAL



TestAmerica Cedar Falls
Target Compound Quantitation Report

Data File: \\ChromNA\CedarFalls\ChromData\Nutmeg\20161024-32918.b\102416_Nutmeg_023dat.d
 Lims ID: 310-91980-A-12-B
 Client ID: D-1
 Sample Type: Client
 Inject. Date: 24-Oct-2016 23:12:00 ALS Bottle#: 0 Worklist Smp#: 23
 Purge Vol: 5.000 mL Dil. Factor: 10.0000
 Sample Info: 310-0032918-023
 Misc. Info.: 310-0032918-023
 Operator ID: System Instrument ID: Nutmeg
 Method: \\ChromNA\CedarFalls\ChromData\Nutmeg\20161024-32918.b\OA1_PVOC Soils.m
 Limit Group: GCV WI GRO ICAL
 Last Update: 25-Oct-2016 09:53:42 Calib Date: 19-Oct-2016 23:55:00
 Integrator: Falcon
 Quant Method: External Standard Quant By: Initial Calibration
 Last ICal File: \\ChromNA\CedarFalls\ChromData\Nutmeg\20161019-32823.b\101916_Nutmeg_013dat.d

Column 1: Det: IC 082012_NUTMEG_013dat-Back Signal
 Column 2: Det: IC 082012_NUTMEG_013dat-Front Signal
 Process Host: XAWRK023

First Level Reviewer: meyerch Date: 25-Oct-2016 09:41:58

Det	RT (min.)	Exp RT (min.)	Dlt RT (min.)	Response	OnCol Amt ug/l	Flags
-----	-----------	---------------	---------------	----------	----------------	-------

4 Benzene						M
1	5.956	5.954	0.002	721	0.7500	M
6 Toluene						M
1	7.236	7.232	0.004	856	1.07	M
10 Ethylbenzene						M
1	8.595	8.618	-0.023	1559	2.32	M
3 m-Xylene & p-Xylene						M
1	8.837	8.836	0.001	2700	1.76	M
5 o-Xylene						M
1	9.324	9.326	-0.002	1093	0.7890	M
A 12 C6-C10 WI						
2	9.570	(4.658-14.423)		21283067	1709.3	
\$ 1 4-Bromofluorobenzene (Surr)						M
1	9.862	9.861	0.001	23050	20.2	M
2	9.861	9.861	0.000	352334		
S 2 Xylenes, Total						
1					2.55	

QC Flag Legend
 Review Flags
 M - Manually Integrated

Reagents:

GV_I_BFBn54_00002 Amount Added: 1.00 Units: uL Run Reagent

TestAmerica Cedar Falls

Data File: \\ChromNA\CedarFalls\ChromData\Nutmeg\20161024-32918.b\102416_Nutmeg_023dat.d

Injection Date: 24-Oct-2016 23:12:00

Instrument ID: Nutmeg

Lims ID: 310-91980-A-12-B

Lab Sample ID: 310-91980-12

Client ID: D-1

Operator ID: System

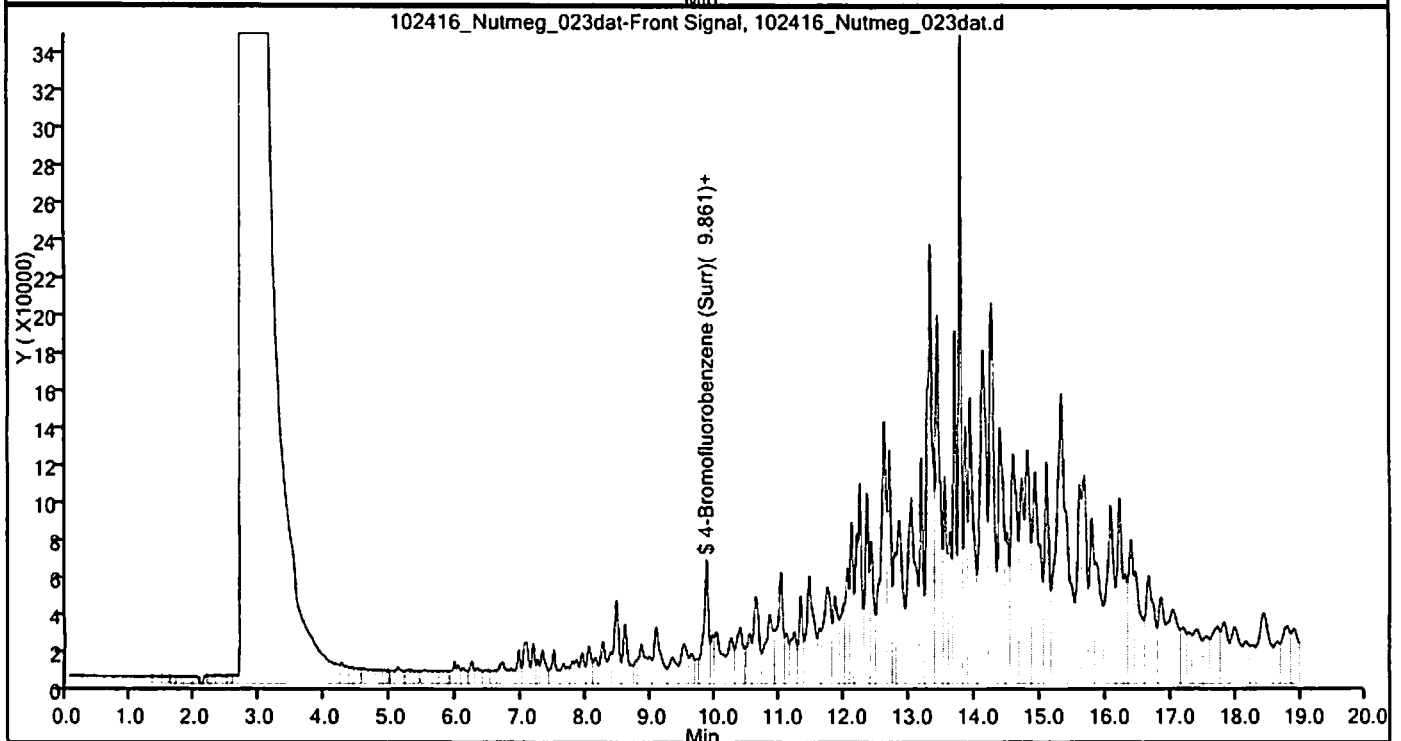
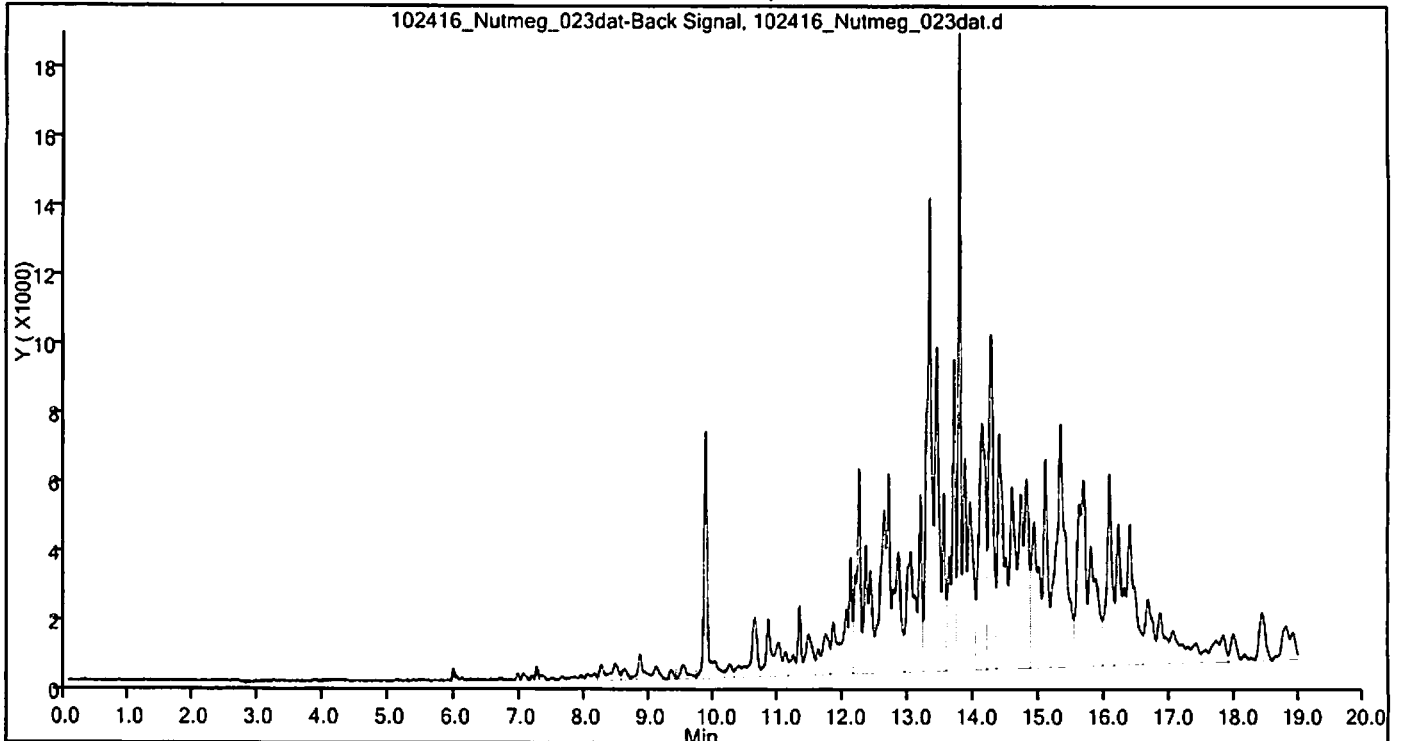
ALS Bottle#: 0 Worklist Smp#: 23

Purge Vol: 5.000 mL

Dil. Factor: 10.0000

Method: OA1_PVOC Soils

Limit Group: GCV WI GRO ICAL



TestAmerica Cedar Falls
Target Compound Quantitation Report

Data File: \\ChromNA\CedarFalls\ChromData\Nutmeg\20161024-32918.b\102416_Nutmeg_023dat.d
 Lims ID: 310-91980-A-12-B
 Client ID: D-1
 Sample Type: Client
 Inject. Date: 24-Oct-2016 23:12:00 ALS Bottle#: 0 Worklist Smp#: 23
 Purge Vol: 5.000 mL Dil. Factor: 10.0000
 Sample Info: 310-0032918-023
 Misc. Info.: 310-0032918-023
 Operator ID: System Instrument ID: Nutmeg
 Method: \\ChromNA\CedarFalls\ChromData\Nutmeg\20161024-32918.b\OA1_PVOC Soils.m
 Limit Group: GCV WI GRO ICAL
 Last Update: 25-Oct-2016 09:53:42 Calib Date: 19-Oct-2016 23:55:00
 Integrator: Falcon
 Quant Method: External Standard Quant By: Initial Calibration
 Last ICal File: \\ChromNA\CedarFalls\ChromData\Nutmeg\20161019-32823.b\101916_Nutmeg_013dat.d

Column 1 : Det: IC 082012_NUTMEG_013dat-Back Signal
 Column 2 : Det: IC 082012_NUTMEG_013dat-Front Signal
 Process Host: XAWRK023

First Level Reviewer: meyerch Date: 25-Oct-2016 09:41:58

Det	RT (min.)	Exp RT (min.)	Dlt RT (min.)	Response	OnCol Amt ug/l	Flags
-----	-----------	---------------	---------------	----------	----------------	-------

4 Benzene						M
1	5.956	5.954	0.002	721	0.7500	M
6 Toluene						M
1	7.236	7.232	0.004	856	1.07	M
10 Ethylbenzene						M
1	8.595	8.618	-0.023	1559	2.32	M
3 m-Xylene & p-Xylene						M
1	8.837	8.836	0.001	2700	1.76	M
5 o-Xylene						M
1	9.324	9.326	-0.002	1093	0.7890	M
A 12 C6-C10 WI						
2	9.570	(4.658-14.423)		21283067	1709.3	
\$ 1 4-Bromofluorobenzene (Surr)						M
1	9.862	9.861	0.001	23050	20.2	M
2	9.861	9.861	0.000	352334		
S 2 Xylenes, Total						
1					2.55	

QC Flag Legend
 Review Flags
 M - Manually Integrated

Reagents:

GV_I_BFBn54_00002 Amount Added: 1.00 Units: uL Run Reagent

TestAmerica Cedar Falls

Data File: \\ChromNA\CedarFalls\ChromData\Nutmeg\20161024-32918.b\102416_Nutmeg_023dat.d

Injection Date: 24-Oct-2016 23:12:00

Instrument ID: Nutmeg

Lims ID: 310-91980-A-12-B

Lab Sample ID: 310-91980-12

Client ID: D-1

Operator ID: System

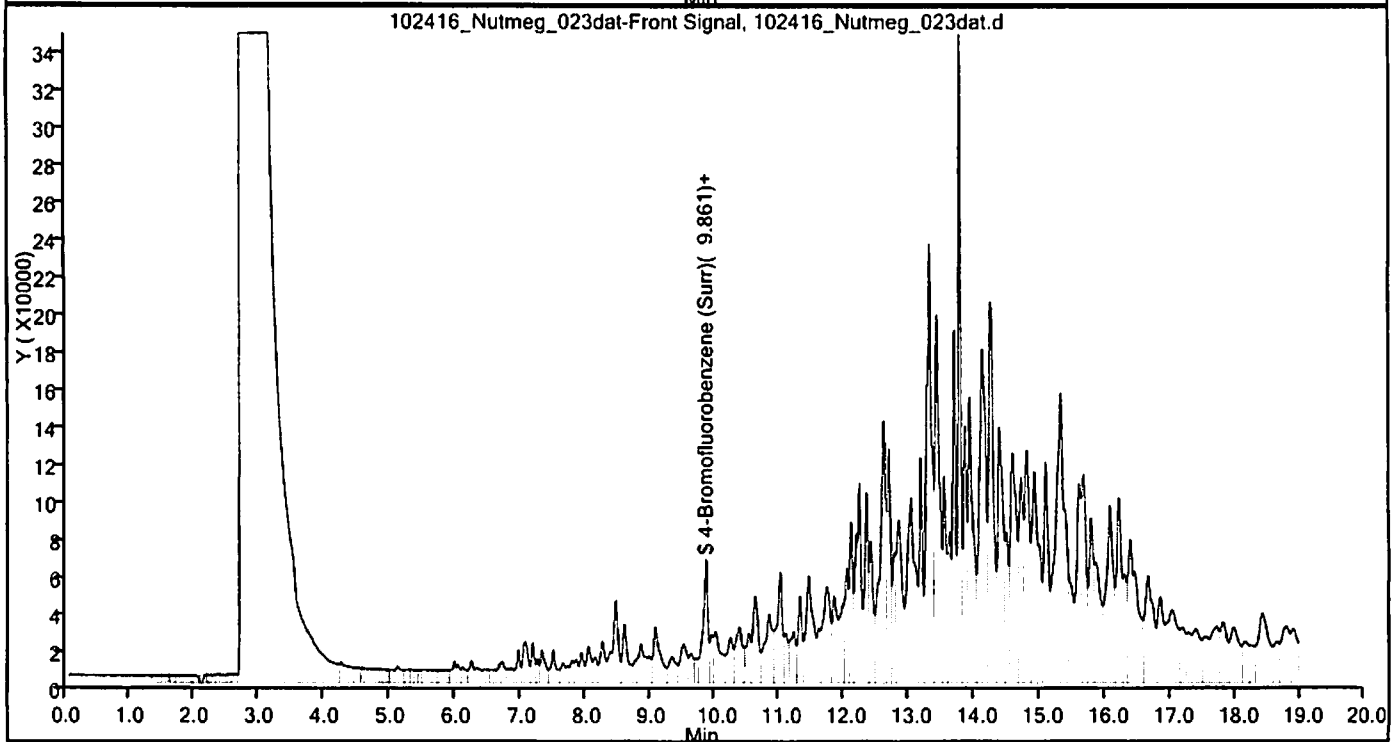
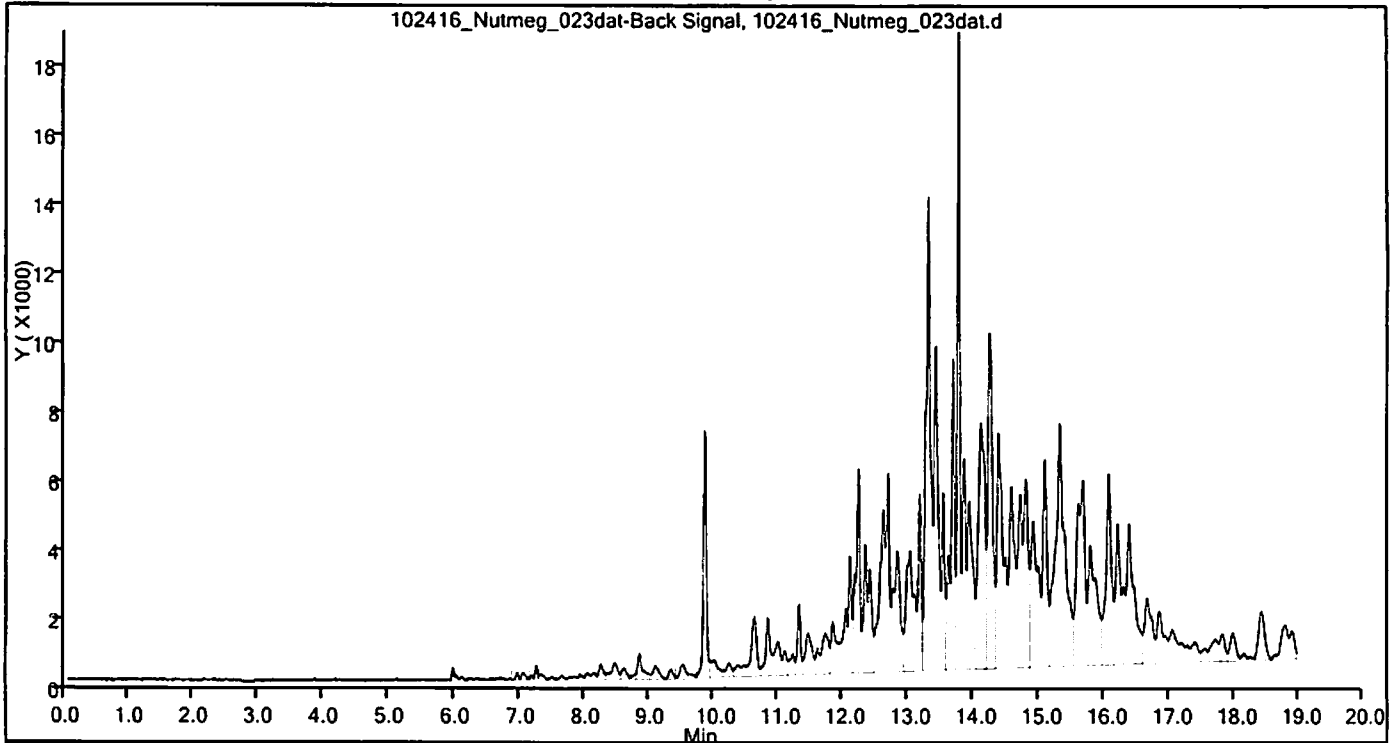
ALS Bottle#: 0 Worklist Smp#: 23

Purge Vol: 5.000 mL

Dil. Factor: 10.0000

Method: OA1_PVOC Soils

Limit Group: GCV WI GRO ICAL



TestAmerica Cedar Falls
Target Compound Quantitation Report

Data File: \\ChromNA\CedarFalls\ChromData\Nutmeg\20161021-32872.b\102116_Nutmeg_020dat.d
 Lims ID: 310-91980-A-13-A
 Client ID: D-2
 Sample Type: Client
 Inject. Date: 21-Oct-2016 23:19:00 ALS Bottle#: 0 Worklist Smp#: 20
 Purge Vol: 5.000 mL Dil. Factor: 1.0000
 Sample Info: 310-0032872-020
 Misc. Info.: 310-0032872-020
 Operator ID: System Instrument ID: Nutmeg
 Method: \\ChromNA\CedarFalls\ChromData\Nutmeg\20161021-32872.b\OA1_PVOC Soils.m
 Limit Group: GCV WI GRO ICAL
 Last Update: 24-Oct-2016 09:14:54 Calib Date: 19-Oct-2016 23:55:00
 Integrator: Falcon
 Quant Method: External Standard Quant By: Initial Calibration
 Last ICal File: \\ChromNA\CedarFalls\ChromData\Nutmeg\20161019-32823.b\101916_Nutmeg_013dat.d

Column 1 : Det: IC 082012_NUTMEG_013dat-Back Signal
 Column 2 : Det: IC 082012_NUTMEG_013dat-Front Signal
 Process Host: XAWRK027

First Level Reviewer: meyerch Date: 24-Oct-2016 08:47:01

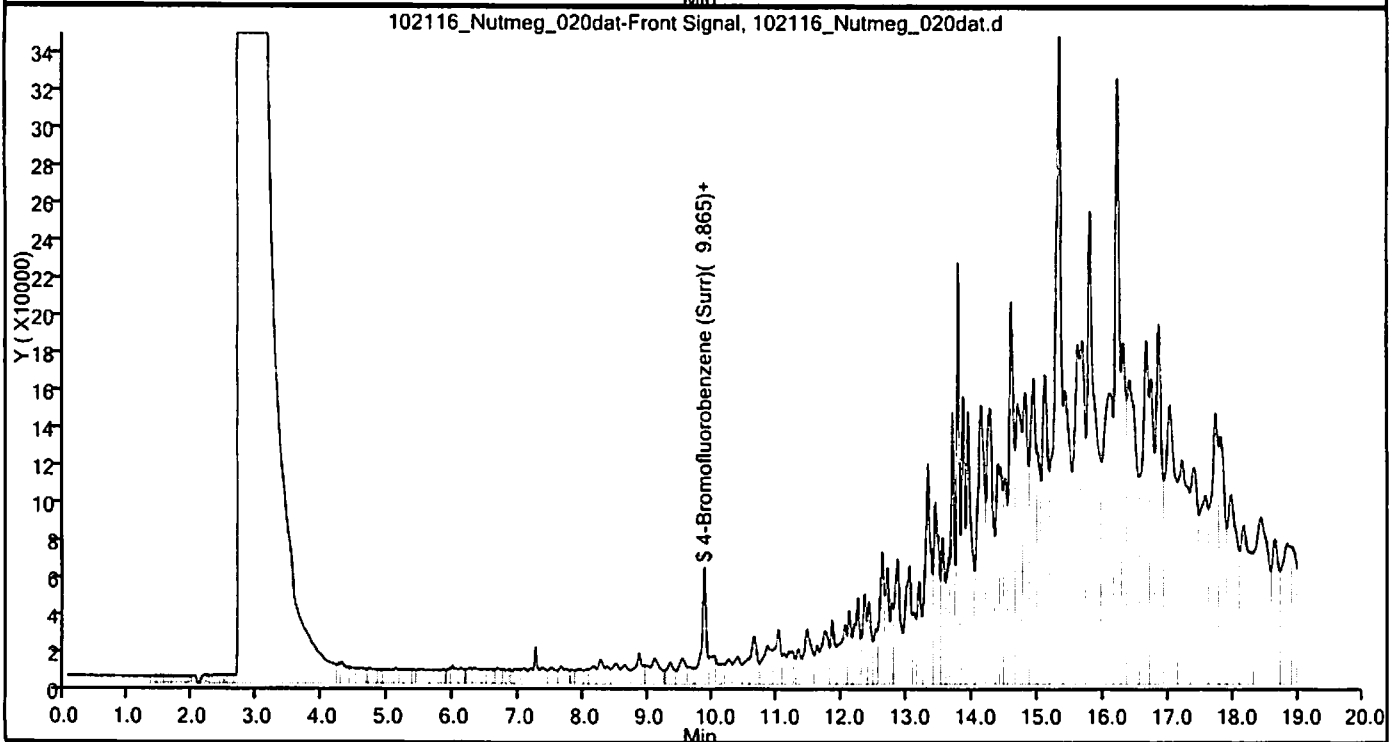
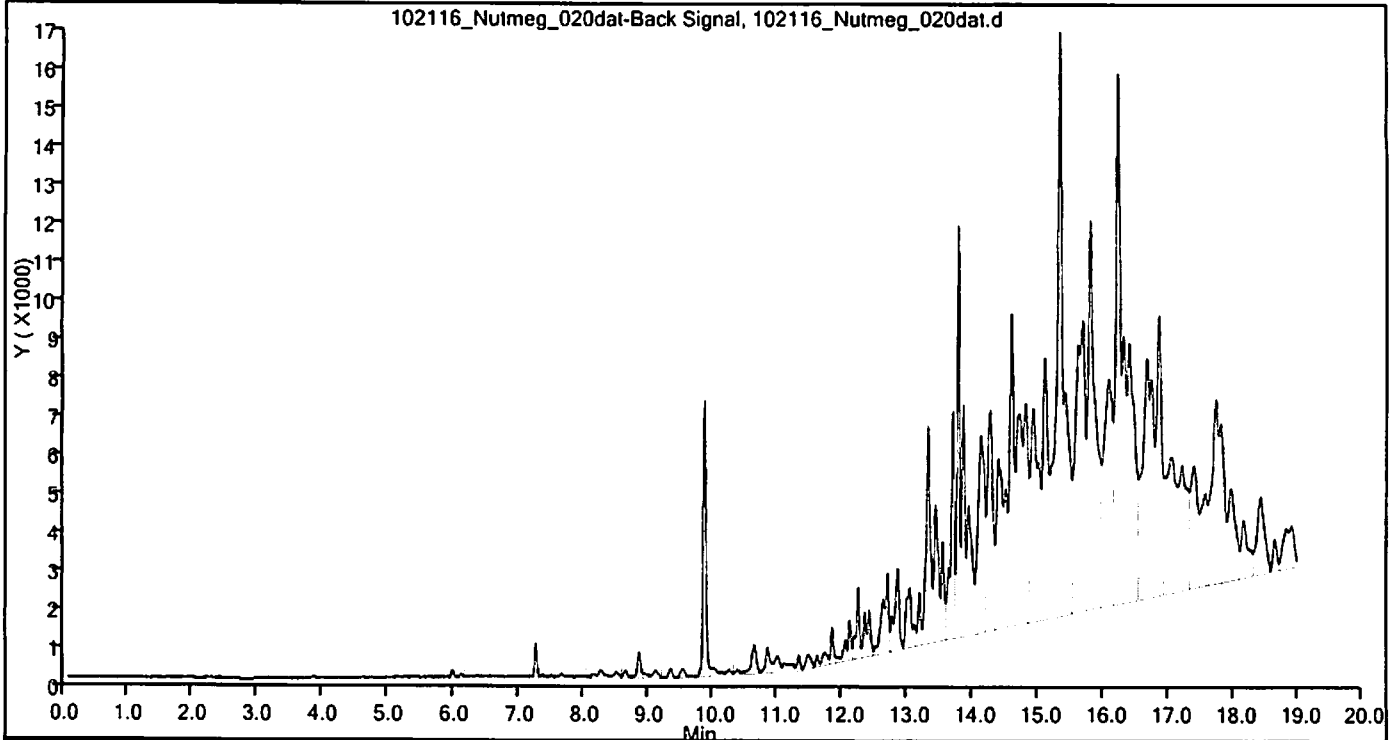
Det	RT (min.)	Exp RT (min.)	Dlt RT (min.)	Response	OnCol Amt ug/l	Flags
4 Benzene						M
1	5.958	5.958	0.000	460	0.4785	M
6 Toluene						M
1	7.237	7.234	0.003	1992	2.49	M
10 Ethylbenzene						M
1	8.618	8.623	-0.005	743	1.11	M
3 m-Xylene & p-Xylene						M
1	8.840	8.840	0.000	2351	1.29	M
5 o-Xylene						M
1	9.332	9.331	0.001	998	0.6522	M
A 12 C6-C10 WI						
2	9.536	(4.664-14.423)		14545247	1061.7	
\$ 1 4-Bromofluorobenzene (Surr)						M
1	9.866	9.864	0.002	22015	19.3	M
2	9.865	9.864	0.001	305115		
S 2 Xylenes, Total						
1					1.94	

QC Flag Legend
 Review Flags
 M - Manually Integrated

Reagents:
 GV_I_BFBn54_00002 Amount Added: 1.00 Units: uL Run Reagent

TestAmerica Cedar Falls

Data File: \\ChromNA\CedarFalls\ChromData\Nutmeg\20161021-32872.b\102116_Nutmeg_020dat.d
Injection Date: 21-Oct-2016 23:19:00 Instrument ID: Nutmeg
Lims ID: 310-91980-A-13-A Lab Sample ID: 310-91980-13
Client ID: D-2
Operator ID: System ALS Bottle#: 0 Worklist Smp#: 20
Purge Vol: 5.000 mL Dil. Factor: 1.0000
Method: OA1_PVOC Soils Limit Group: GCV WI GRO ICAL



TestAmerica Cedar Falls
Target Compound Quantitation Report

Data File: \\ChromNA\CedarFalls\ChromData\Nutmeg\20161024-32918.b\102416_Nutmeg_019dat.d
 Lims ID: 310-91980-A-13-B
 Client ID: D-2
 Sample Type: Client
 Inject. Date: 24-Oct-2016 21:17:00 ALS Bottle#: 0 Worklist Smp#: 19
 Purge Vol: 5.000 mL Dil. Factor: 1.0000
 Sample Info: 310-0032918-019
 Misc. Info.: 310-0032918-019
 Operator ID: System Instrument ID: Nutmeg
 Method: \\ChromNA\CedarFalls\ChromData\Nutmeg\20161024-32918.b\OA1_PVOC Soils.m
 Limit Group: GCV WI GRO ICAL
 Last Update: 25-Oct-2016 09:53:42 Calib Date: 19-Oct-2016 23:55:00
 Integrator: Falcon
 Quant Method: External Standard Quant By: Initial Calibration
 Last ICal File: \\ChromNA\CedarFalls\ChromData\Nutmeg\20161019-32823.b\101916_Nutmeg_013dat.d

Column 1 : Det: IC 082012_NUTMEG_013dat-Back Signal
 Column 2 : Det: IC 082012_NUTMEG_013dat-Front Signal

Process Host: XAWRK023

First Level Reviewer: meyerch Date: 25-Oct-2016 09:37:17

Det	RT (min.)	Exp RT (min.)	Dlt RT (min.)	Response	OnCol Amt ug/l	Flags
-----	-----------	---------------	---------------	----------	----------------	-------

4 Benzene						M
1	5.959	5.954	0.005	586	0.6095	M
6 Toluene						M
1	7.236	7.232	0.004	2168	2.71	M
10 Ethylbenzene						M
1	8.624	8.618	0.006	1063	1.58	M
3 m-Xylene & p-Xylene						M
1	8.836	8.836	0.000	2692	1.75	M
5 o-Xylene						M
1	9.325	9.326	-0.001	936	0.5629	M
A 12 C6-C10 WI						
2	9.500	(4.658-14.423)		10880913	709.5	
\$ 1 4-Bromofluorobenzene (Surr)						M
1	9.861	9.861	0.000	22253	19.5	M
2	9.862	9.861	0.001	281852		
S 2 Xylenes, Total						
1					2.31	

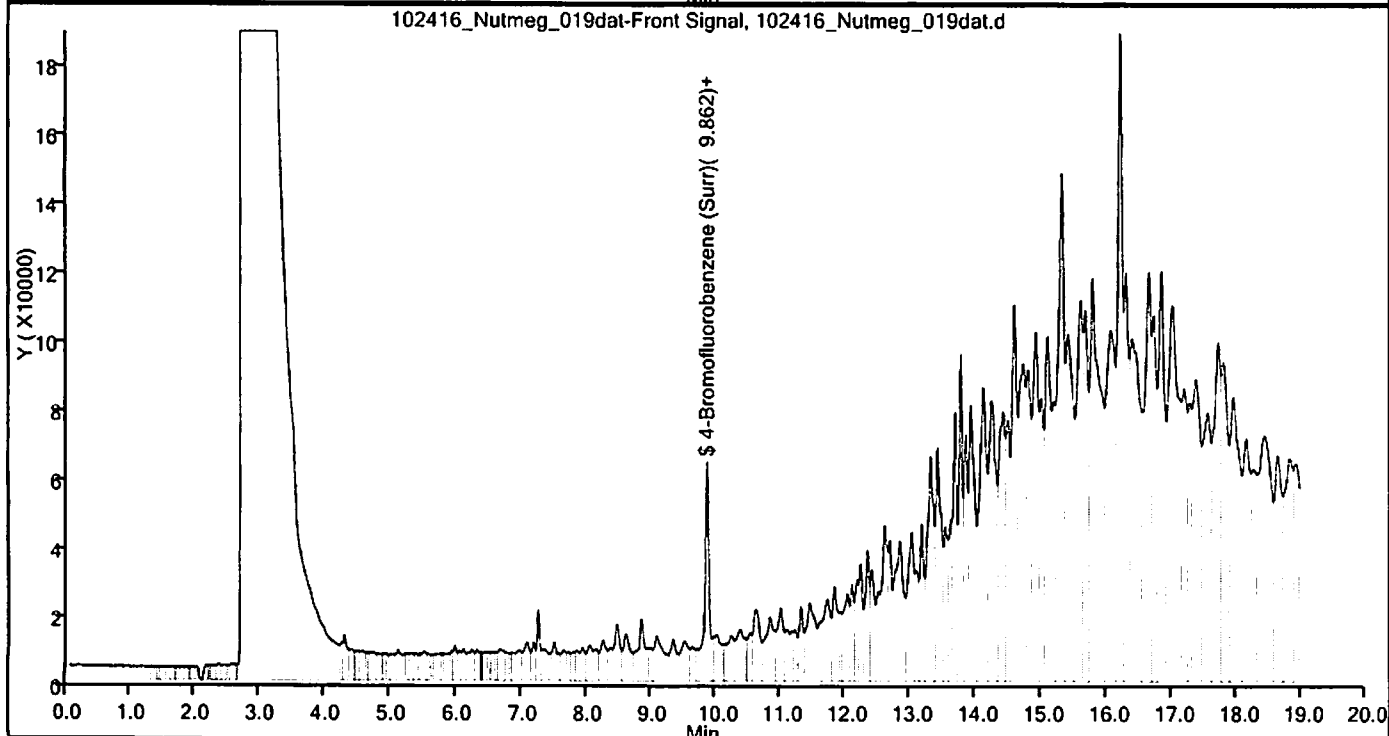
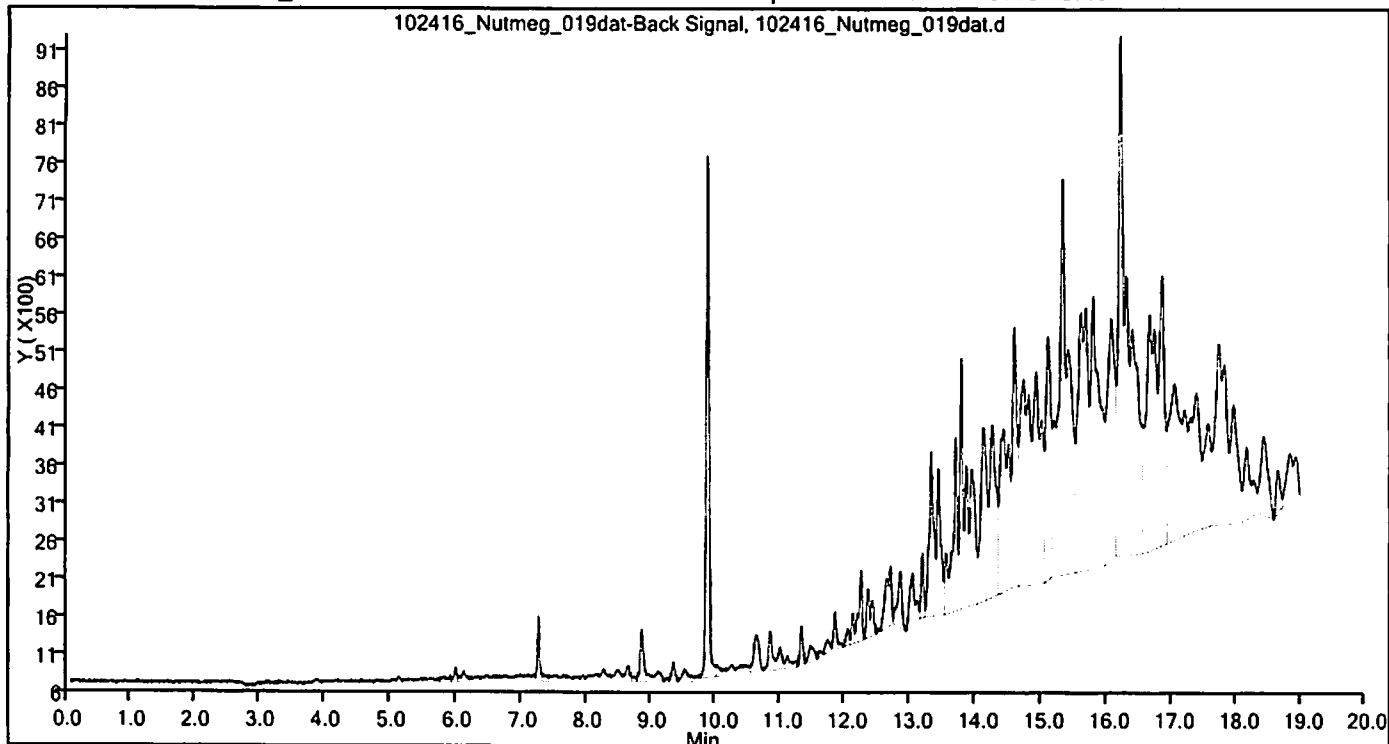
QC Flag Legend
 Review Flags
 M - Manually Integrated

Reagents:

GV_I_BFBn54_00002 Amount Added: 1.00 Units: uL Run Reagent

TestAmerica Cedar Falls

Data File: \\ChromNA\CedarFalls\ChromData\Nutmeg\20161024-32918.b\102416_Nutmeg_019dat.d
Injection Date: 24-Oct-2016 21:17:00 Instrument ID: Nutmeg
Lims ID: 310-91980-A-13-B Lab Sample ID: 310-91980-13
Client ID: D-2
Operator ID: System ALS Bottle#: 0 Worklist Smp#: 19
Purge Vol: 5.000 mL Dil. Factor: 1.0000
Method: OA1_PVOC Soils Limit Group: GCV WI GRO ICAL



TestAmerica Cedar Falls
Target Compound Quantitation Report

Data File: \\ChromNA\CedarFalls\ChromData\Nutmeg\20161024-32918.b\102416_Nutmeg_019dat.d
 Lims ID: 310-91980-A-13-B
 Client ID: D-2
 Sample Type: Client
 Inject. Date: 24-Oct-2016 21:17:00 ALS Bottle#: 0 Worklist Smp#: 19
 Purge Vol: 5.000 mL Dil. Factor: 1.0000
 Sample Info: 310-0032918-019
 Misc. Info.: 310-0032918-019
 Operator ID: System Instrument ID: Nutmeg
 Method: \\ChromNA\CedarFalls\ChromData\Nutmeg\20161024-32918.b\OA1_PVOC Soils.m
 Limit Group: GCV WI GRO ICAL
 Last Update: 25-Oct-2016 09:53:42 Calib Date: 19-Oct-2016 23:55:00
 Integrator: Falcon
 Quant Method: External Standard Quant By: Initial Calibration
 Last ICal File: \\ChromNA\CedarFalls\ChromData\Nutmeg\20161019-32823.b\101916_Nutmeg_013dat.d

Column 1 : Det: IC 082012_NUTMEG_013dat-Back Signal
 Column 2 : Det: IC 082012_NUTMEG_013dat-Front Signal
 Process Host: XAWRK023

First Level Reviewer: meyerch Date: 25-Oct-2016 09:37:17

Det	RT (min.)	Exp RT (min.)	Dlt RT (min.)	Response	OnCol Amt ug/l	Flags
-----	-----------	---------------	---------------	----------	----------------	-------

4 Benzene						M
1	5.959	5.954	0.005	586	0.6095	M
6 Toluene						M
1	7.236	7.232	0.004	2168	2.71	M
10 Ethylbenzene						M
1	8.624	8.618	0.006	1063	1.58	M
3 m-Xylene & p-Xylene						M
1	8.836	8.836	0.000	2692	1.75	M
5 o-Xylene						M
1	9.325	9.326	-0.001	936	0.5629	M
A 12 C6-C10 WI						
2	9.500	(4.658-14.423)		10880913	709.5	
\$ 1 4-Bromofluorobenzene (Surr)						M
1	9.861	9.861	0.000	22253	19.5	M
2	9.862	9.861	0.001	281852		
S 2 Xylenes, Total						
1					2.31	

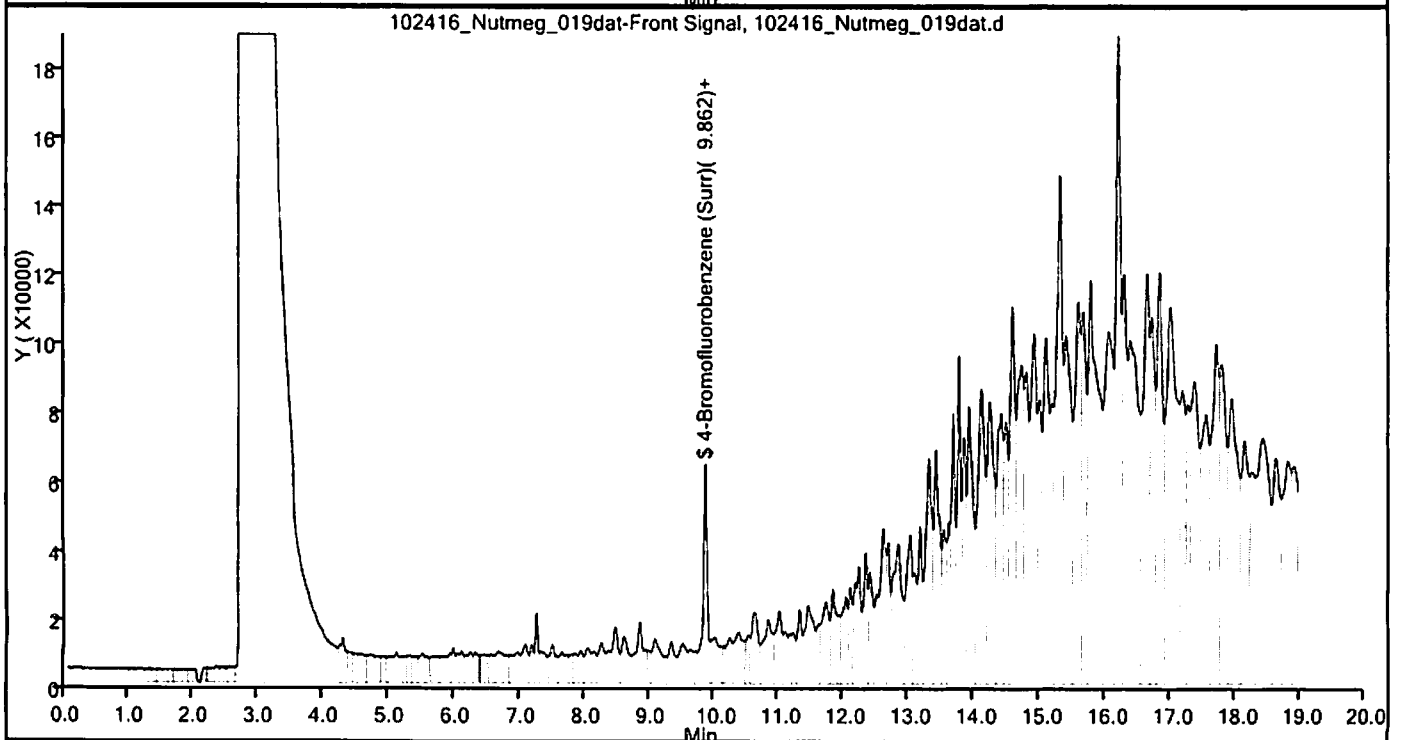
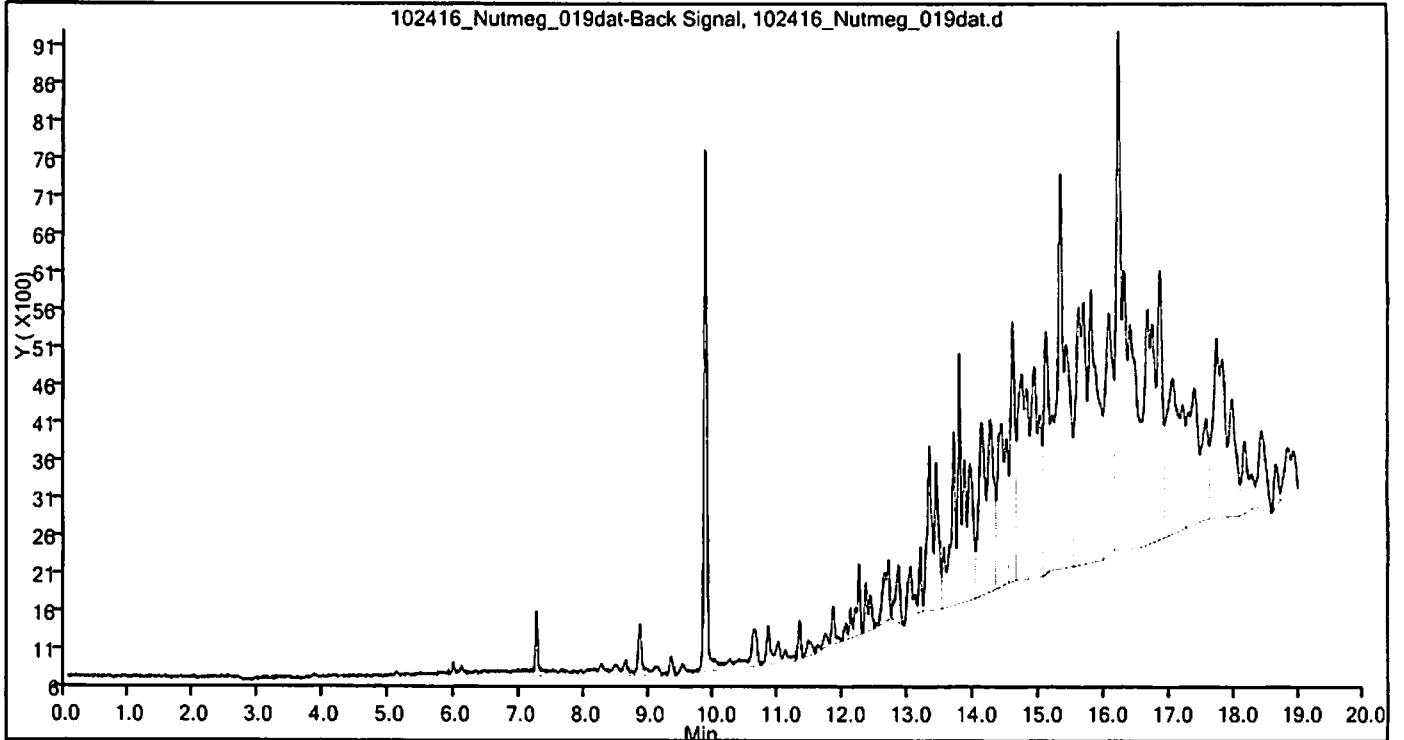
QC Flag Legend
 Review Flags
 M - Manually Integrated

Reagents:

GV_I_BFBn54_00002 Amount Added: 1.00 Units: uL Run Reagent

TestAmerica Cedar Falls

Data File: \\ChromNA\CedarFalls\ChromData\Nutmeg\20161024-32918.b\102416_Nutmeg_019dat.d
Injection Date: 24-Oct-2016 21:17:00 Instrument ID: Nutmeg
Lims ID: 310-91980-A-13-B Lab Sample ID: 310-91980-13
Client ID: D-2
Operator ID: System ALS Bottle#: 0 Worklist Smp#: 19
Purge Vol: 5.000 mL Dil. Factor: 1.0000
Method: OA1_PVOC Soils Limit Group: GCV WI GRO ICAL



TestAmerica Cedar Falls
Target Compound Quantitation Report

Data File: \\ChromNA\CedarFalls\ChromData\Nutmeg\20161021-32872.b\102116_Nutmeg_019dat.d
 Lims ID: 310-91980-A-14-A
 Client ID: D-3
 Sample Type: Client
 Inject. Date: 21-Oct-2016 22:50:00 ALS Bottle#: 0 Worklist Smp#: 19
 Purge Vol: 5.000 mL Dil. Factor: 1.0000
 Sample Info: 310-0032872-019
 Misc. Info.: 310-0032872-019
 Operator ID: System Instrument ID: Nutmeg
 Method: \\ChromNA\CedarFalls\ChromData\Nutmeg\20161021-32872.b\OA1_PVOC Soils.m
 Limit Group: GCV WI GRO ICAL
 Last Update: 24-Oct-2016 09:14:54 Calib Date: 19-Oct-2016 23:55:00
 Integrator: Falcon
 Quant Method: External Standard Quant By: Initial Calibration
 Last ICal File: \\ChromNA\CedarFalls\ChromData\Nutmeg\20161019-32823.b\101916_Nutmeg_013dat.d

Column 1 : Det: IC 082012_NUTMEG_013dat-Back Signal
 Column 2 : Det: IC 082012_NUTMEG_013dat-Front Signal
 Process Host: XAWRK027

First Level Reviewer: meyerch Date: 24-Oct-2016 08:45:04

Det	RT (min.)	Exp RT (min.)	Dlt RT (min.)	Response	OnCol Amt ug/l	Flags
-----	-----------	---------------	---------------	----------	----------------	-------

4 Benzene						M
1	5.960	5.958	0.002	1264	1.31	M
6 Toluene						M
1	7.236	7.234	0.002	7002	8.75	M
10 Ethylbenzene						M
1	8.628	8.623	0.005	1717	2.56	M
3 m-Xylene & p-Xylene						M
1	8.839	8.840	-0.001	7735	8.52	M
5 o-Xylene						M
1	9.329	9.331	-0.002	5014	6.44	M
A 12 C6-C10 WI						
2	9.544	(4.664-14.423)		91333685	8442.0	E
\$ 1 4-Bromofluorobenzene (Surr)						M
1	9.864	9.864	0.000	24958	21.9	M
2	9.808	9.864	-0.056	718687		
S 2 Xylenes, Total						
1					15.0	

QC Flag Legend

Processing Flags

E - Exceeded Maximum Amount

Review Flags

M - Manually Integrated

Reagents:

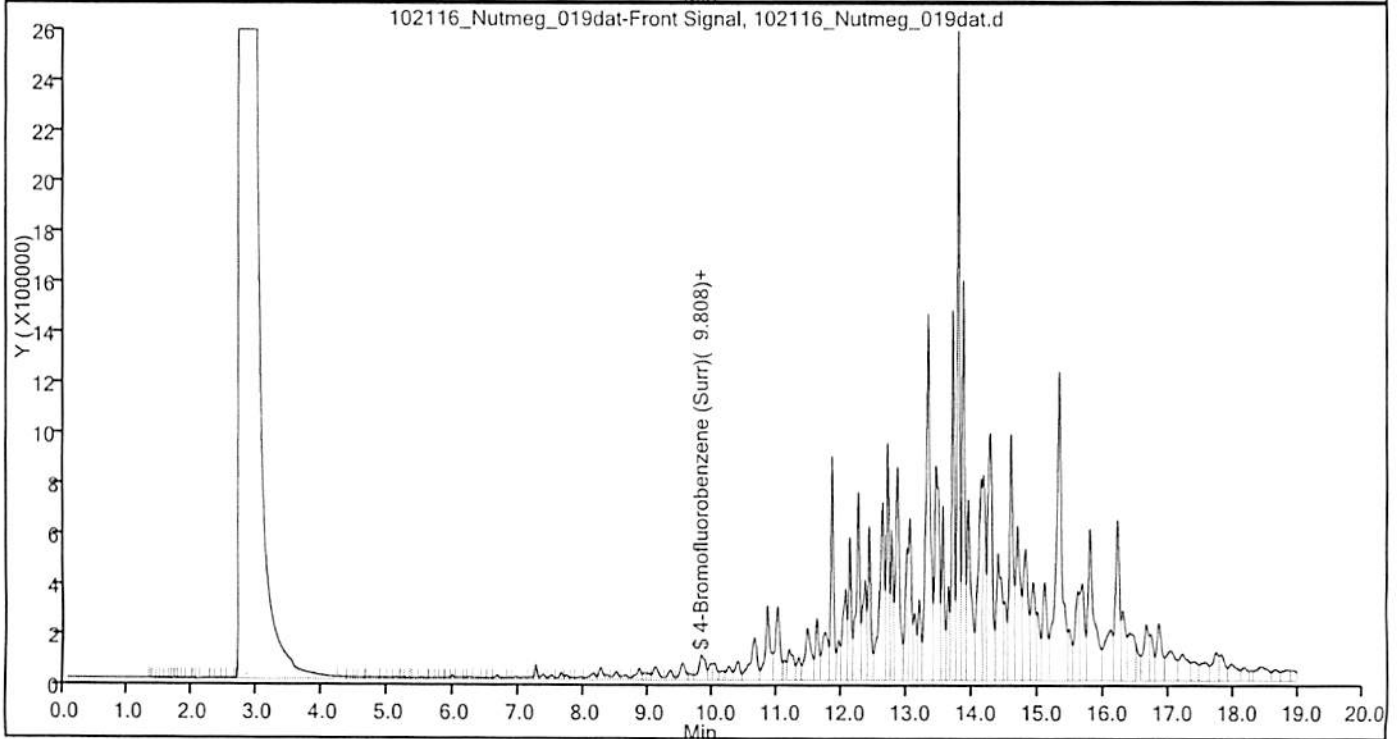
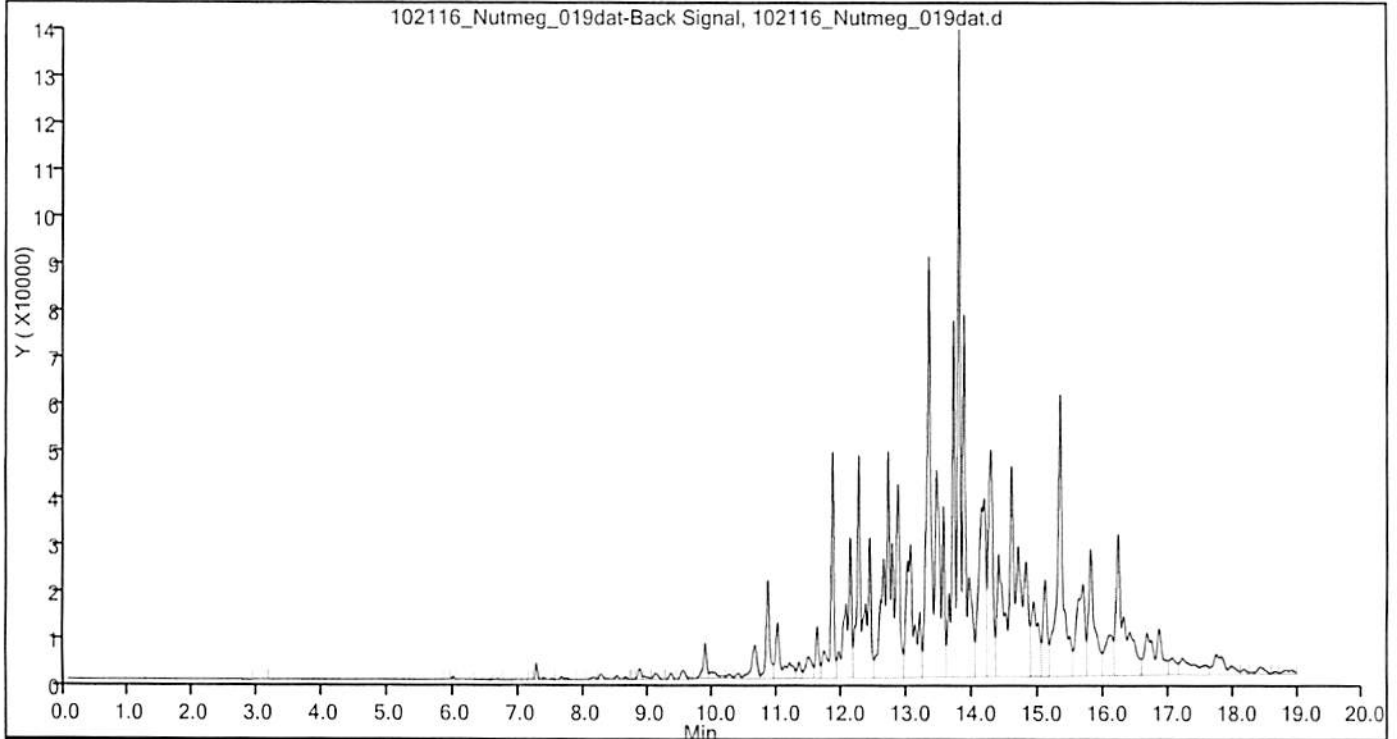
GV_I_BFBn54_00002 Amount Added: 1.00 Units: uL Run Reagent

Report Date: 24-Oct-2016 09:15:52

Chrom Revision: 2.2 17-Oct-2016 09:27:18

TestAmerica Cedar Falls

Data File: \\ChromNA\CedarFalls\ChromData\Nutmeg\20161021-32872.b\102116_Nutmeg_019dat.d
Injection Date: 21-Oct-2016 22:50:00 Instrument ID: Nutmeg
Lims ID: 310-91980-A-14-A Lab Sample ID: 310-91980-14
Client ID: D-3
Operator ID: System ALS Bottle#: 0 Worklist Smp#: 19
Purge Vol: 5.000 mL Dil. Factor: 1.0000
Method: OA1_PVOC Soils Limit Group: GCV WI GRO ICAL



TestAmerica Cedar Falls
Target Compound Quantitation Report

Data File: \\ChromNA\CedarFalls\ChromData\Nutmeg\20161024-32918.b\102416_Nutmeg_025dat.d
Lims ID: 310-91980-A-14-B
Client ID: D-3
Sample Type: Client
Inject. Date: 25-Oct-2016 00:10:00 ALS Bottle#: 0 Worklist Smp#: 25
Purge Vol: 5.000 mL Dil. Factor: 10.0000
Sample Info: 310-0032918-025
Misc. Info.: 310-0032918-025
Operator ID: System Instrument ID: Nutmeg
Method: \\ChromNA\CedarFalls\ChromData\Nutmeg\20161024-32918.b\OA1_PVOC Soils.m
Limit Group: GCV WI GRO ICAL
Last Update: 25-Oct-2016 09:53:42 Calib Date: 19-Oct-2016 23:55:00
Integrator: Falcon
Quant Method: External Standard Quant By: Initial Calibration
Last ICal File: \\ChromNA\CedarFalls\ChromData\Nutmeg\20161019-32823.b\101916_Nutmeg_013dat.d

Column 1 : Det: IC 082012_NUTMEG_013dat-Back Signal
Column 2 : Det: IC 082012_NUTMEG_013dat-Front Signal

Process Host: XAWRK023

First Level Reviewer: meyerch Date: 25-Oct-2016 09:45:02

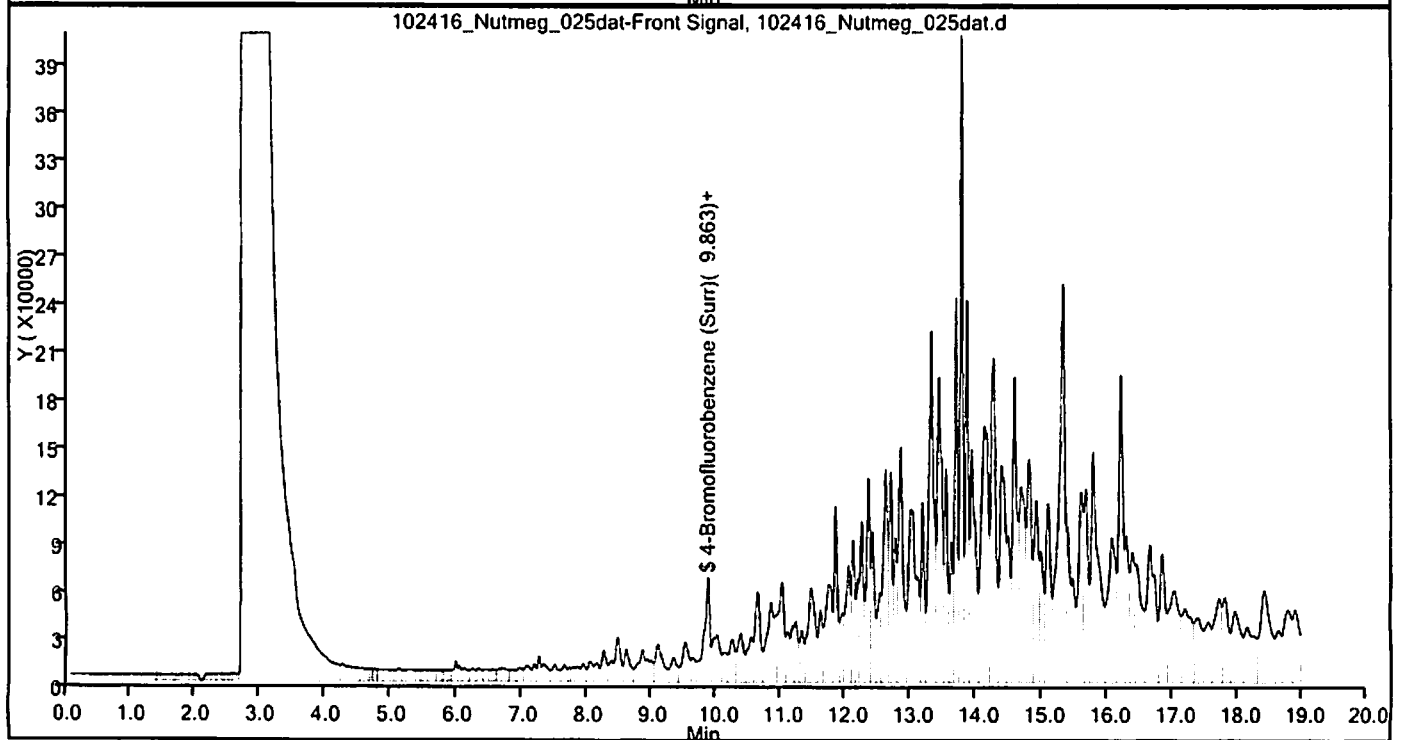
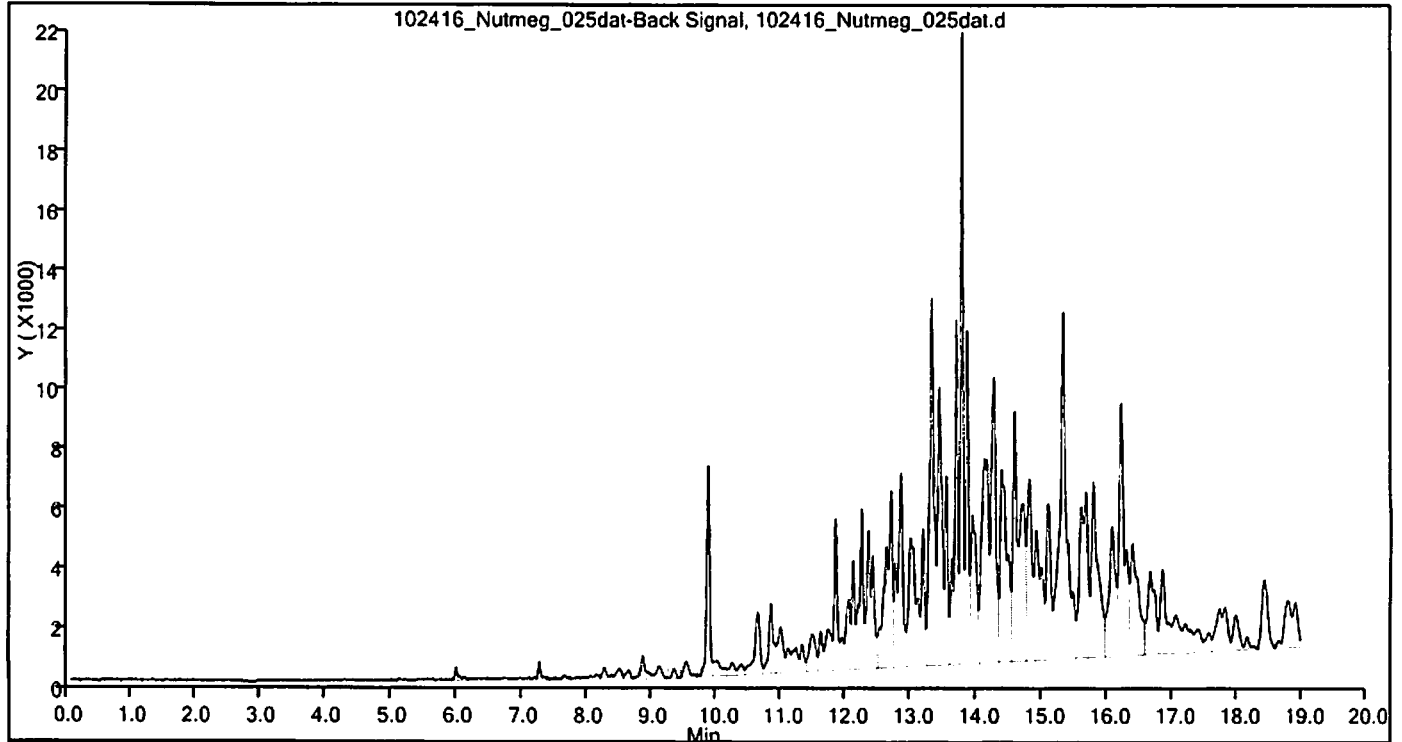
Det	RT (min.)	Exp RT (min.)	Dlt RT (min.)	Response	OnCol Amt ug/l	Flags
4 Benzene						M
1	5.956	5.954	0.002	972	1.01	M
6 Toluene						M
1	7.237	7.232	0.005	1432	1.79	M
10 Ethylbenzene						M
1	8.615	8.618	-0.003	1397	2.08	M
3 m-Xylene & p-Xylene						M
1	8.840	8.836	0.004	3114	2.32	M
5 o-Xylene						M
1	9.323	9.326	-0.003	1266	1.04	M
A 12 C6-C10 WI						
2	9.540	(4.658-14.423)		23242644	1897.6	
\$ 1 4-Bromofluorobenzene (Surr)						M
1	9.863	9.861	0.002	23285	20.4	M
2	9.863	9.861	0.002	426061		
S 2 Xylenes, Total						
1					3.35	

QC Flag Legend
Review Flags
M - Manually Integrated

Reagents:
GV_I_BFBn54_00002 Amount Added: 1.00 Units: uL Run Reagent

TestAmerica Cedar Falls

Data File: \\ChromNA\CedarFalls\ChromData\Nutmeg\20161024-32918.b\102416_Nutmeg_025dat.d
Injection Date: 25-Oct-2016 00:10:00 Instrument ID: Nutmeg
Lims ID: 310-91980-A-14-B Lab Sample ID: 310-91980-14
Client ID: D-3
Operator ID: System ALS Bottle#: 0 Worklist Smp#: 25
Purge Vol: 5.000 mL Dil. Factor: 10.0000
Method: OA1_PVOC Soils Limit Group: GCV WI GRO ICAL



TestAmerica Cedar Falls
Target Compound Quantitation Report

Data File: \\ChromNA\CedarFalls\ChromData\Nutmeg\20161024-32918.b\102416_Nutmeg_025dat.d
 Lims ID: 310-91980-A-14-B
 Client ID: D-3
 Sample Type: Client
 Inject. Date: 25-Oct-2016 00:10:00 ALS Bottle#: 0 Worklist Smp#: 25
 Purge Vol: 5.000 mL Dil. Factor: 10.0000
 Sample Info: 310-0032918-025
 Misc. Info.: 310-0032918-025
 Operator ID: System Instrument ID: Nutmeg
 Method: \\ChromNA\CedarFalls\ChromData\Nutmeg\20161024-32918.b\OA1_PVOC Soils.m
 Limit Group: GCV WI GRO ICAL
 Last Update: 25-Oct-2016 09:53:42 Calib Date: 19-Oct-2016 23:55:00
 Integrator: Falcon
 Quant Method: External Standard Quant By: Initial Calibration
 Last ICal File: \\ChromNA\CedarFalls\ChromData\Nutmeg\20161019-32823.b\101916_Nutmeg_013dat.d

Column 1 : Det: IC 082012_NUTMEG_013dat-Back Signal
 Column 2 : Det: IC 082012_NUTMEG_013dat-Front Signal
 Process Host: XAWRK023

First Level Reviewer: meyerch Date: 25-Oct-2016 09:45:02

Det	RT (min.)	Exp RT (min.)	Dlt RT (min.)	Response	OnCol Amt ug/l	Flags
-----	-----------	---------------	---------------	----------	----------------	-------

4 Benzene						M
1	5.956	5.954	0.002	972	1.01	M
6 Toluene						M
1	7.237	7.232	0.005	1432	1.79	M
10 Ethylbenzene						M
1	8.615	8.618	-0.003	1397	2.08	M
3 m-Xylene & p-Xylene						M
1	8.840	8.836	0.004	3114	2.32	M
5 o-Xylene						M
1	9.323	9.326	-0.003	1266	1.04	M
A 12 C6-C10 WI						
2	9.540	(4.658-14.423)		23242644	1897.6	
\$ 1 4-Bromofluorobenzene (Surr)						M
1	9.863	9.861	0.002	23285	20.4	M
2	9.863	9.861	0.002	426061		
S 2 Xylenes, Total						
1					3.35	

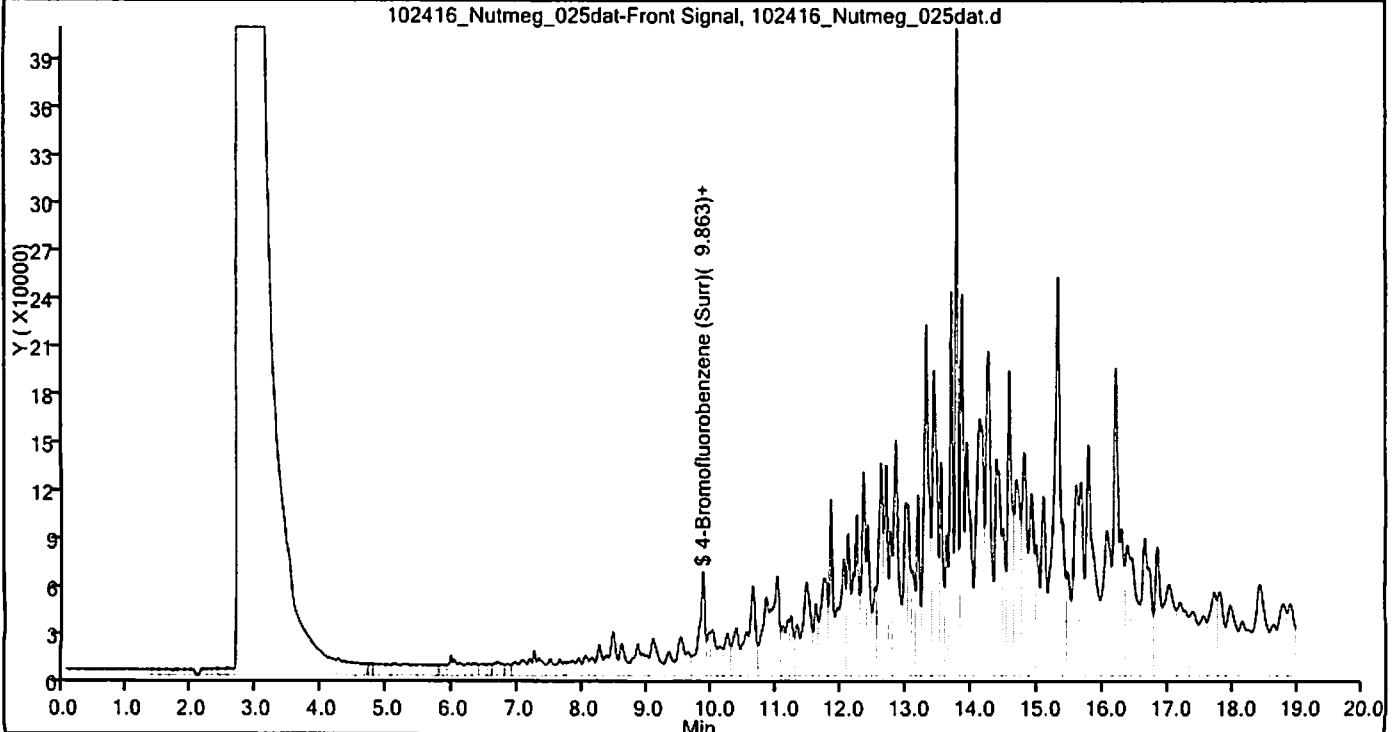
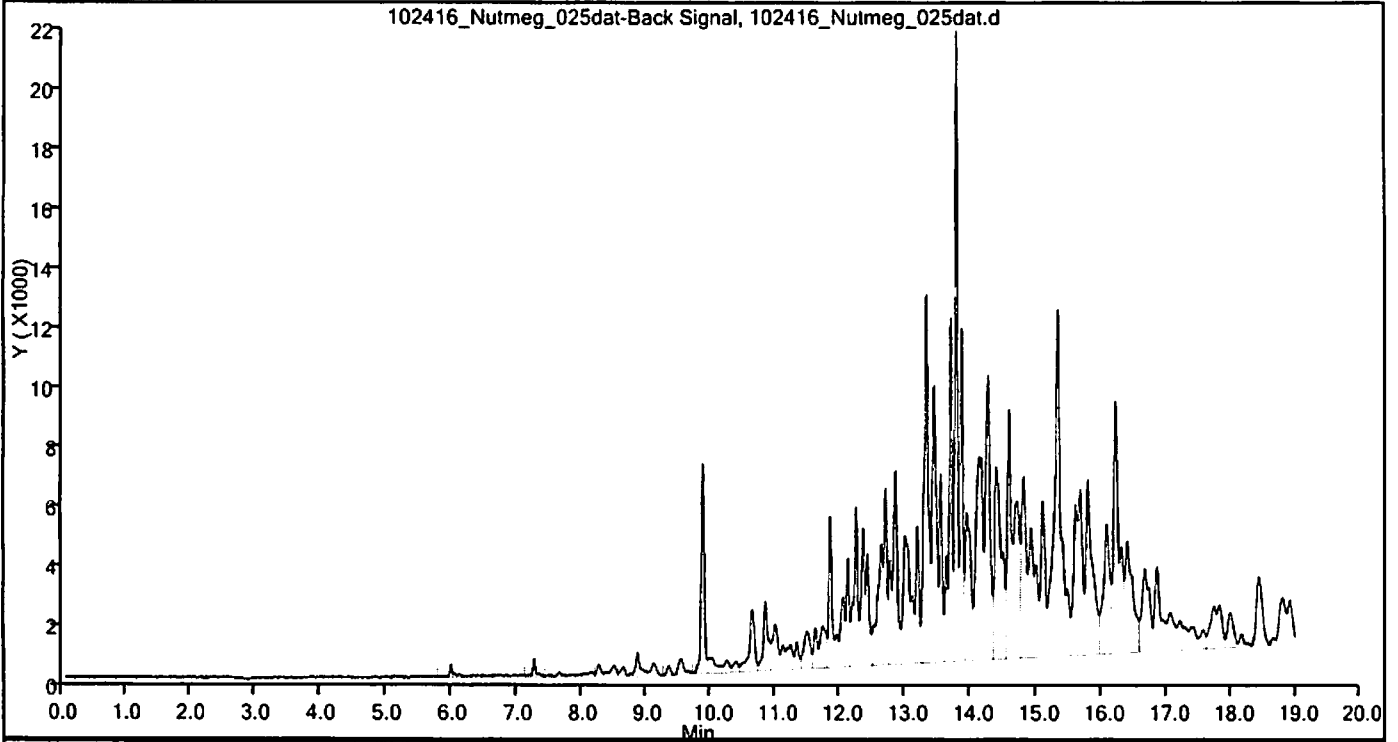
QC Flag Legend
 Review Flags
 M - Manually Integrated

Reagents:

GV_I_BFBn54_00002 Amount Added: 1.00 Units: uL Run Reagent

TestAmerica Cedar Falls

Data File: \\ChromNA\CedarFalls\ChromData\Nutmeg\20161024-32918.b\102416_Nutmeg_025dat.d
Injection Date: 25-Oct-2016 00:10:00 Instrument ID: Nutmeg
Lims ID: 310-91980-A-14-B Lab Sample ID: 310-91980-14
Client ID: D-3
Operator ID: System ALS Bottle#: 0 Worklist Smp#: 25
Purge Vol: 5.000 mL Dil. Factor: 10.0000
Method: OA1_PVOC Soils Limit Group: GCV WI GRO ICAL



TestAmerica Cedar Falls
Target Compound Quantitation Report

Data File: \\ChromNA\CedarFalls\ChromData\Nutmeg\20161021-32872.b\102116_Nutmeg_018dat.d
 Lims ID: 310-91980-A-15-A
 Client ID: D-4
 Sample Type: Client
 Inject. Date: 21-Oct-2016 22:21:00 ALS Bottle#: 0 Worklist Smp#: 18
 Purge Vol: 5.000 mL Dil. Factor: 1.0000
 Sample Info: 310-0032872-018
 Misc. Info.: 310-0032872-018
 Operator ID: System Instrument ID: Nutmeg
 Method: \\ChromNA\CedarFalls\ChromData\Nutmeg\20161021-32872.b\OA1_PVOC Soils.m
 Limit Group: GCV WI GRO ICAL
 Last Update: 24-Oct-2016 09:14:54 Calib Date: 19-Oct-2016 23:55:00
 Integrator: Falcon
 Quant Method: External Standard Quant By: Initial Calibration
 Last ICal File: \\ChromNA\CedarFalls\ChromData\Nutmeg\20161019-32823.b\101916_Nutmeg_013dat.d

Column 1 : Det: IC 082012_NUTMEG_013dat-Back Signal
 Column 2 : Det: IC 082012_NUTMEG_013dat-Front Signal
 Process Host: XAWRK027

First Level Reviewer: meyerch Date: 24-Oct-2016 08:42:03

Det	RT (min.)	Exp RT (min.)	Dlt RT (min.)	Response	OnCol Amt ug/l	Flags
-----	-----------	---------------	---------------	----------	----------------	-------

4 Benzene						M
1	5.962	5.958	0.004	1031	1.07	M
6 Toluene						M
1	7.236	7.234	0.002	4767	5.96	M
10 Ethylbenzene						M
1	8.624	8.623	0.001	1850	2.76	M
3 m-Xylene & p-Xylene						M
1	8.839	8.840	-0.001	7946	8.80	M
5 o-Xylene						M
1	9.332	9.331	0.001	5771	7.53	M
A 12 C6-C10 WI						
2	9.538	(4.664-14.423)		61267326	5552.3	
\$ 1 4-Bromofluorobenzene (Surr)						M
1	9.865	9.864	0.001	26502	23.2	M
2	9.857	9.864	-0.007	265316		
S 2 Xylenes, Total						
1					16.3	

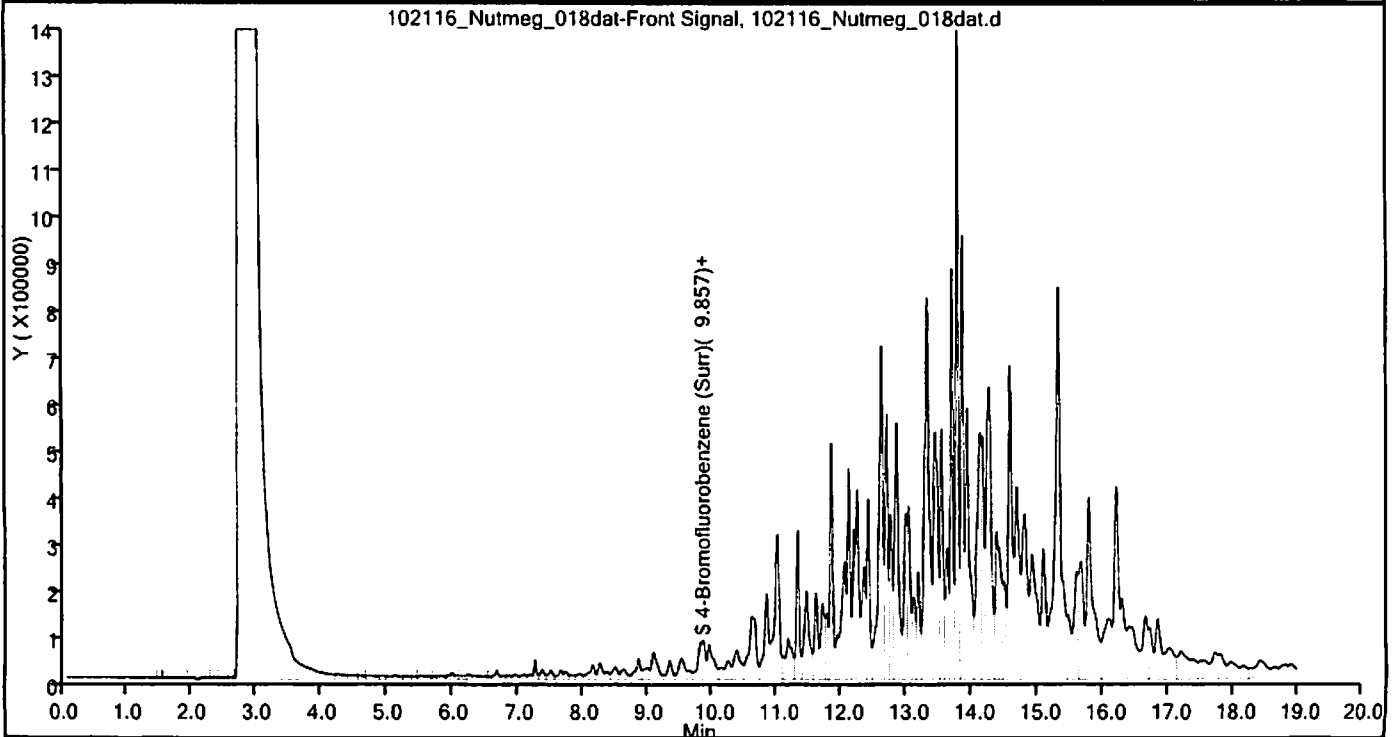
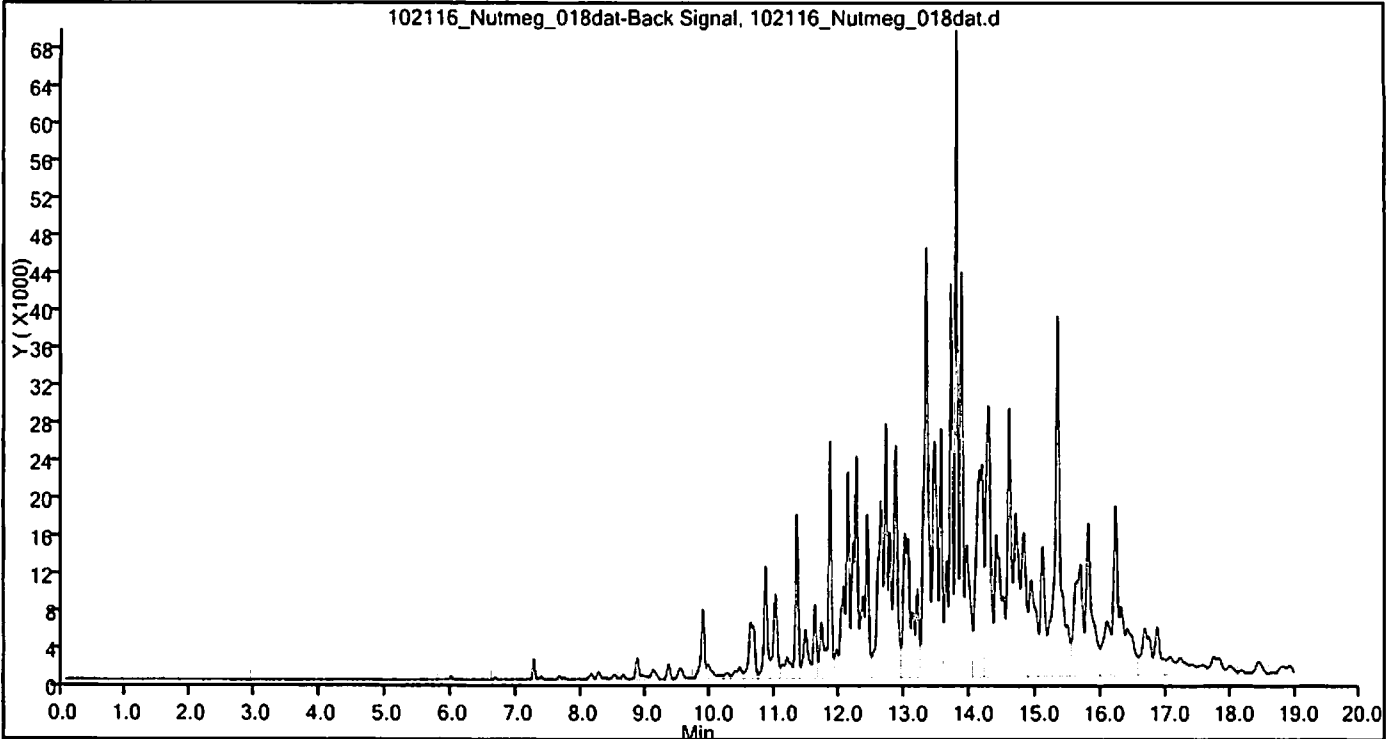
QC Flag Legend
 Review Flags
 M - Manually Integrated

Reagents:

GV_I_BFBn54_00002 Amount Added: 1.00 Units: uL Run Reagent

TestAmerica Cedar Falls

Data File: \\ChromNA\CedarFalls\ChromData\Nutmeg\20161021-32872.b\102116_Nutmeg_018dat.d
Injection Date: 21-Oct-2016 22:21:00 Instrument ID: Nutmeg
Lims ID: 310-91980-A-15-A Lab Sample ID: 310-91980-15
Client ID: D-4
Operator ID: System ALS Bottle#: 0 Worklist Smp#: 18
Purge Vol: 5.000 mL Dil. Factor: 1.0000
Method: OA1_PVOC Soils Limit Group: GCV WI GRO ICAL



TestAmerica Cedar Falls
Target Compound Quantitation Report

Data File: \\ChromNA\CedarFalls\ChromData\Nutmeg\20161024-32918.b\102416_Nutmeg_026dat.d
 Lims ID: 310-91980-A-15-B
 Client ID: D-4
 Sample Type: Client
 Inject. Date: 25-Oct-2016 00:39:00 ALS Bottle#: 0 Worklist Smp#: 26
 Purge Vol: 5.000 mL Dil. Factor: 10.0000
 Sample Info: 310-0032918-026
 Misc. Info.: 310-0032918-026
 Operator ID: System Instrument ID: Nutmeg
 Method: \\ChromNA\CedarFalls\ChromData\Nutmeg\20161024-32918.b\OA1_PVOC Soils.m
 Limit Group: GCV WI GRO ICAL
 Last Update: 25-Oct-2016 09:53:42 Calib Date: 19-Oct-2016 23:55:00
 Integrator: Falcon
 Quant Method: External Standard Quant By: Initial Calibration
 Last ICal File: \\ChromNA\CedarFalls\ChromData\Nutmeg\20161019-32823.b\101916_Nutmeg_013dat.d
 Column 1 : Det: IC 082012_NUTMEG_013dat-Back Signal
 Column 2 : Det: IC 082012_NUTMEG_013dat-Front Signal
 Process Host: XAWRK023

First Level Reviewer: meyerch Date: 25-Oct-2016 09:46:48

Det	RT (min.)	Exp RT (min.)	Dlt RT (min.)	Response	OnCol Amt ug/l	Flags
4 Benzene						M
1	5.959	5.954	0.005	1003	1.04	M
6 Toluene						M
1	7.233	7.232	0.001	1721	2.15	M
10 Ethylbenzene						M
1	8.622	8.618	0.004	1194	1.78	M
3 m-Xylene & p-Xylene						M
1	8.837	8.836	0.001	2177	1.06	M
5 o-Xylene						M
1	9.331	9.326	0.005	1164	0.8912	M
A 12 C6-C10 WI						
2	9.535	(4.658-14.423)		19710622	1558.2	
\$ 1 4-Bromofluorobenzene (Surr)						M
1	9.862	9.861	0.001	22838	20.0	M
2	9.860	9.861	-0.001	396983		
S 2 Xylenes, Total						
1					1.95	

QC Flag Legend
Review Flags
M - Manually Integrated

Reagents:

GV_I_BFBn54_00002 Amount Added: 1.00 Units: uL Run Reagent

TestAmerica Cedar Falls

Data File: \\ChromNA\CedarFalls\ChromData\Nutmeg\20161024-32918.b\102416_Nutmeg_026dat.d

Injection Date: 25-Oct-2016 00:39:00

Instrument ID: Nutmeg

Lims ID: 310-91980-A-15-B

Lab Sample ID: 310-91980-15

Client ID: D-4

Operator ID: System

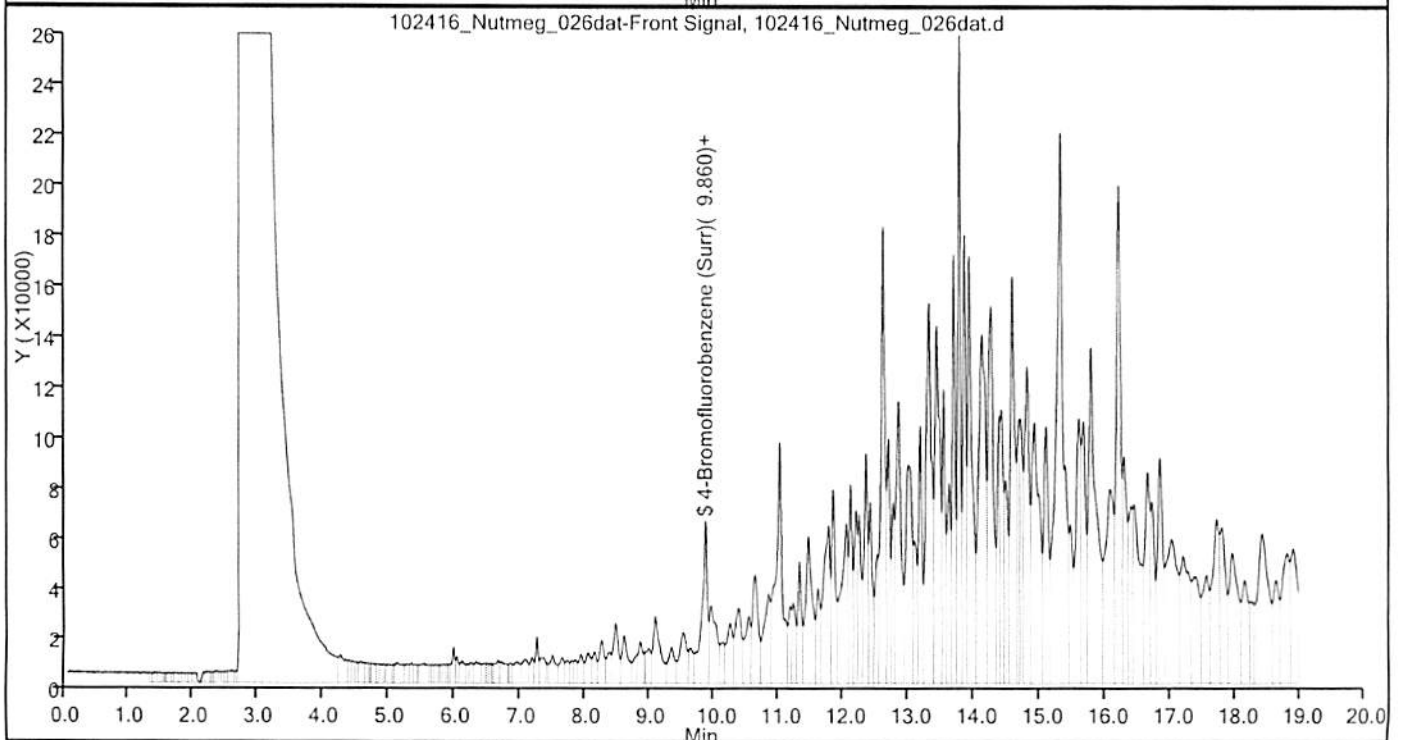
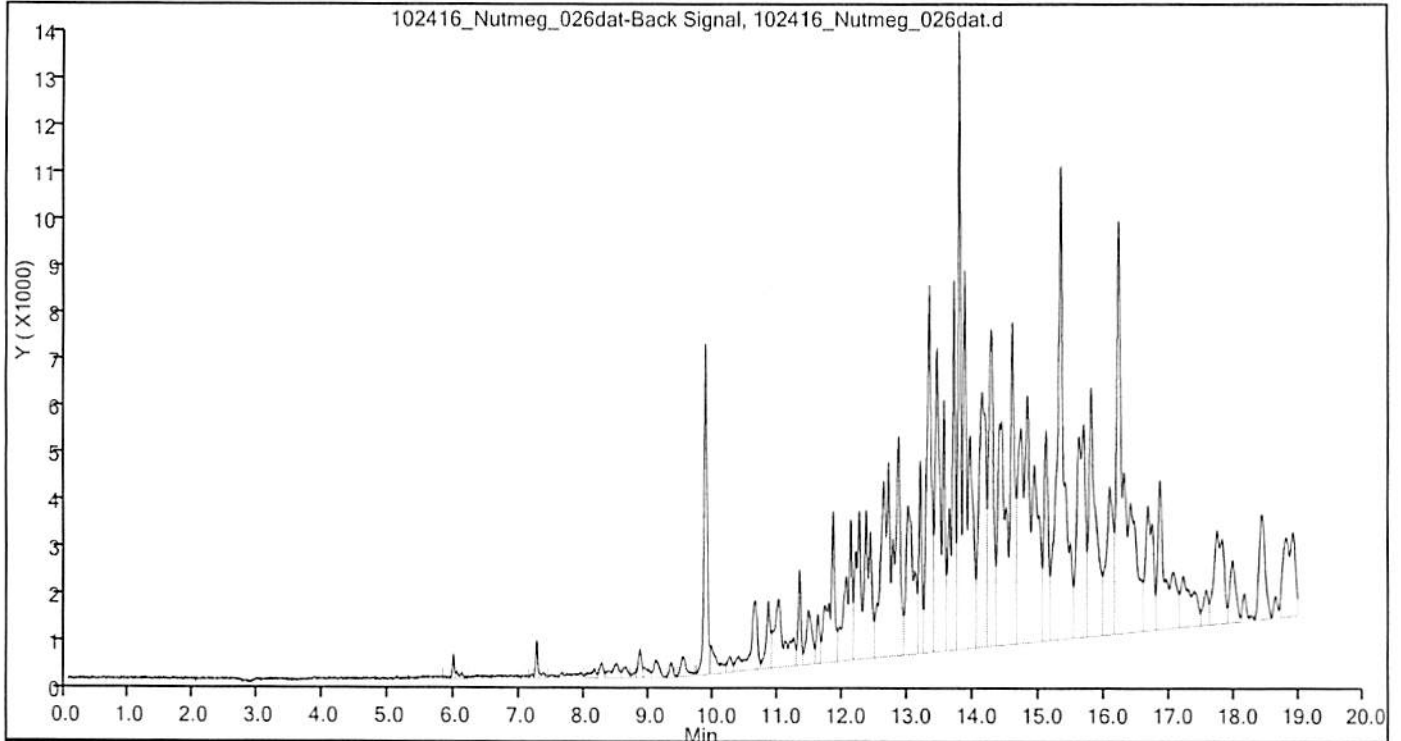
ALS Bottle#: 0 Worklist Smp#: 26

Purge Vol: 5.000 mL

Dil. Factor: 10.0000

Method: OA1_PVOC Soils

Limit Group: GCV WI GRO ICAL



TestAmerica Cedar Falls
Target Compound Quantitation Report

Data File: \\ChromNA\CedarFalls\ChromData\Nutmeg\20161024-32918.b\102416_Nutmeg_026dat.d
 Lims ID: 310-91980-A-15-B
 Client ID: D-4
 Sample Type: Client
 Inject. Date: 25-Oct-2016 00:39:00 ALS Bottle#: 0 Worklist Smp#: 26
 Purge Vol: 5.000 mL Dil. Factor: 10.0000
 Sample Info: 310-0032918-026
 Misc. Info.: 310-0032918-026
 Operator ID: System Instrument ID: Nutmeg
 Method: \\ChromNA\CedarFalls\ChromData\Nutmeg\20161024-32918.b\OA1_PVOC Soils.m
 Limit Group: GCV WI GRO ICAL
 Last Update: 25-Oct-2016 09:53:42 Calib Date: 19-Oct-2016 23:55:00
 Integrator: Falcon
 Quant Method: External Standard Quant By: Initial Calibration
 Last ICal File: \\ChromNA\CedarFalls\ChromData\Nutmeg\20161019-32823.b\101916_Nutmeg_013dat.d

Column 1 : Det: IC 082012_NUTMEG_013dat-Back Signal
 Column 2 : Det: IC 082012_NUTMEG_013dat-Front Signal
 Process Host: XAWRK023

First Level Reviewer: meyerch Date: 25-Oct-2016 09:46:48

Det	RT (min.)	Exp RT (min.)	Dlt RT (min.)	Response	OnCol Amt ug/l	Flags
-----	-----------	---------------	---------------	----------	----------------	-------

4 Benzene						M
1	5.959	5.954	0.005	1003	1.04	M
6 Toluene						M
1	7.233	7.232	0.001	1721	2.15	M
10 Ethylbenzene						M
1	8.622	8.618	0.004	1194	1.78	M
3 m-Xylene & p-Xylene						M
1	8.837	8.836	0.001	2177	1.06	M
5 o-Xylene						M
1	9.331	9.326	0.005	1164	0.8912	M
A 12 C6-C10 WI						
2	9.535	(4.658-14.423)		19710622	1558.2	
\$ 1 4-Bromofluorobenzene (Surr)						M
1	9.862	9.861	0.001	22838	20.0	M
2	9.860	9.861	-0.001	396983		
S 2 Xylenes, Total						
1					1.95	

QC Flag Legend
 Review Flags
 M - Manually Integrated

Reagents:

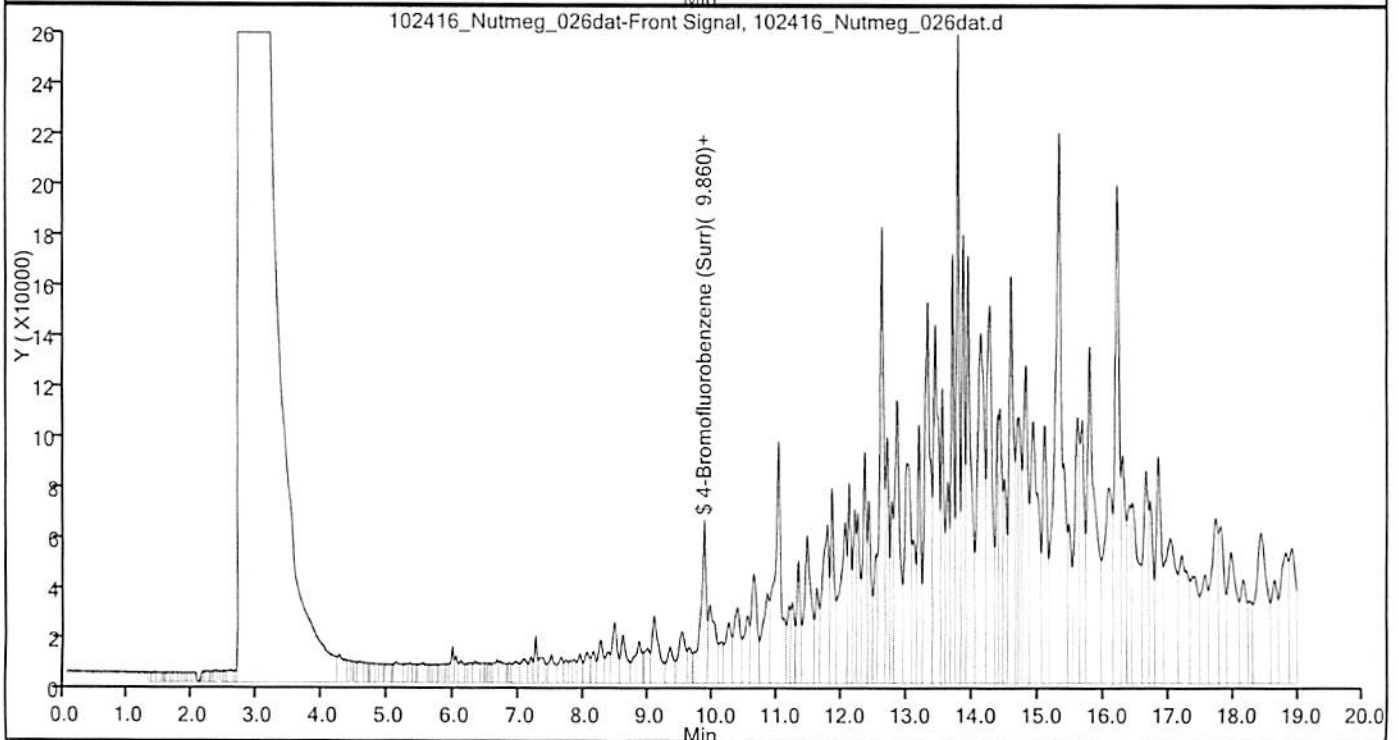
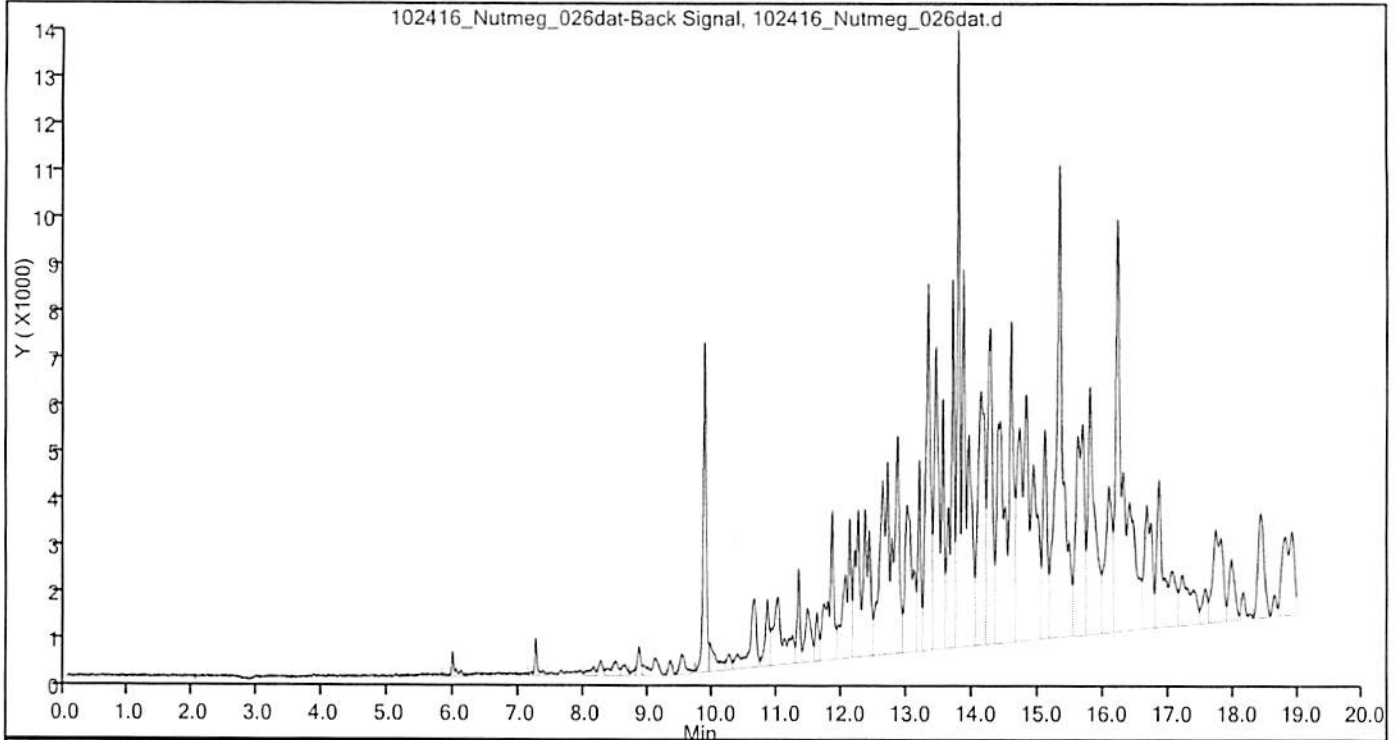
GV_I_BFBn54_00002 Amount Added: 1.00 Units: uL Run Reagent

Report Date: 25-Oct-2016 09:54:31

Chrom Revision: 2.2 17-Oct-2016 09:27:18

TestAmerica Cedar Falls

Data File: \\ChromNA\CedarFalls\ChromData\Nutmeg\20161024-32918.b\102416_Nutmeg_026dat.d
Injection Date: 25-Oct-2016 00:39:00 Instrument ID: Nutmeg
Lims ID: 310-91980-A-15-B Lab Sample ID: 310-91980-15
Client ID: D-4
Operator ID: System ALS Bottle#: 0 Worklist Smp#: 26
Purge Vol: 5.000 mL Dil. Factor: 10.0000
Method: OA1_PVOC Soils Limit Group: GCV WI GRO ICAL



TestAmerica Cedar Falls
Target Compound Quantitation Report

Data File: \\ChromNA\CedarFalls\ChromData\Nutmeg\20161021-32872.b\102116_Nutmeg_024dat.d
 Lims ID: 310-91980-A-16-A
 Client ID: D-5
 Sample Type: Client
 Inject. Date: 22-Oct-2016 01:14:00 ALS Bottle#: 0 Worklist Smp#: 24
 Purge Vol: 5.000 mL Dil. Factor: 5.0000
 Sample Info: 310-0032872-024
 Misc. Info.: 310-0032872-024
 Operator ID: System Instrument ID: Nutmeg
 Method: \\ChromNA\CedarFalls\ChromData\Nutmeg\20161021-32872.b\OA1_PVOC Soils.m
 Limit Group: GCV WI GRO ICAL
 Last Update: 24-Oct-2016 09:14:54 Calib Date: 19-Oct-2016 23:55:00
 Integrator: Falcon
 Quant Method: External Standard Quant By: Initial Calibration
 Last ICal File: \\ChromNA\CedarFalls\ChromData\Nutmeg\20161019-32823.b\101916_Nutmeg_013dat.d

Column 1 : Det: IC 082012_NUTMEG_013dat-Back Signal
 Column 2 : Det: IC 082012_NUTMEG_013dat-Front Signal
 Process Host: XAWRK027

First Level Reviewer: meyerch Date: 24-Oct-2016 08:54:30

Det	RT (min.)	Exp RT (min.)	Dlt RT (min.)	Response	OnCol Amt ug/l	Flags
4 Benzene						M
1	5.963	5.958	0.005	544	0.5659	M
6 Toluene						M
1	7.237	7.234	0.003	2192	2.74	M
10 Ethylbenzene						M
1	8.620	8.623	-0.003	1071	1.60	M
3 m-Xylene & p-Xylene						M
1	8.838	8.840	-0.002	2604	1.63	M
5 o-Xylene						M
1	9.331	9.331	0.000	1113	0.8178	M
A 12 C6-C10 WI						
2	9.548	(4.664-14.423)		27996986	2354.6	
\$ 1 4-Bromofluorobenzene (Surr)						M
1	9.867	9.864	0.003	22183	19.4	M
2	9.867	9.864	0.003	394439		
S 2 Xylenes, Total						
1					2.45	

QC Flag Legend
 Review Flags
 M - Manually Integrated

Reagents:

GV_I_BFBn54_00002 Amount Added: 1.00 Units: uL Run Reagent

Report Date: 24-Oct-2016 09:16:08

Chrom Revision: 2.2 17-Oct-2016 09:27:18

TestAmerica Cedar Falls

Data File: \\ChromNA\CedarFalls\ChromData\Nutmeg\20161021-32872.b\102116_Nutmeg_024dat.d

Injection Date: 22-Oct-2016 01:14:00

Instrument ID: Nutmeg

Lims ID: 310-91980-A-16-A

Lab Sample ID: 310-91980-16

Client ID: D-5

Operator ID: System

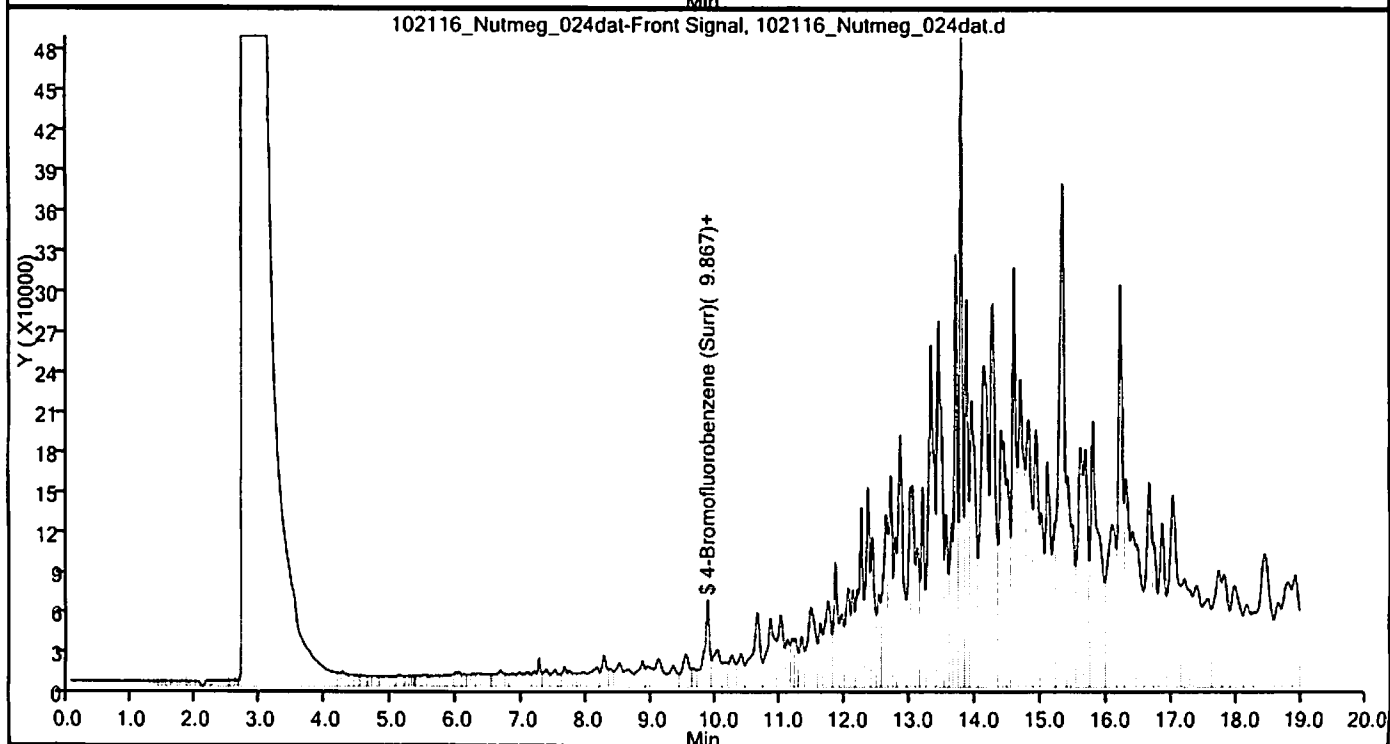
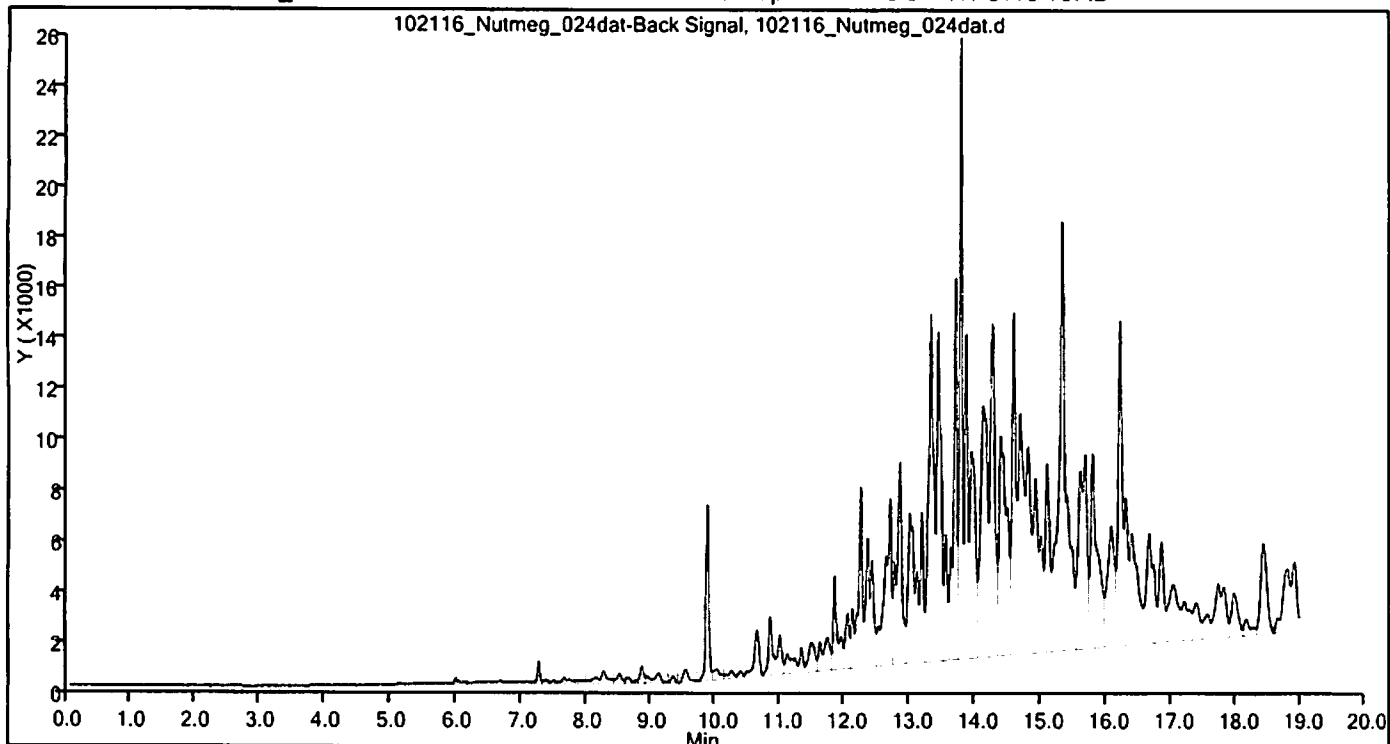
ALS Bottle#: 0 Worklist Smp#: 24

Purge Vol: 5.000 mL

Dil. Factor: 5.0000

Method: OA1_PVOC Soils

Limit Group: GCV WI GRO ICAL



TestAmerica Cedar Falls
Target Compound Quantitation Report

Data File: \\ChromNA\CedarFalls\ChromData\Nutmeg\20161024-32918.b\102416_Nutmeg_018dat.d
 Lims ID: 310-91980-A-16-B
 Client ID: D-5
 Sample Type: Client
 Inject. Date: 24-Oct-2016 20:48:00 ALS Bottle#: 0 Worklist Smp#: 18
 Purge Vol: 5.000 mL Dil. Factor: 5.0000
 Sample Info: 310-0032918-018
 Misc. Info.: 310-0032918-018
 Operator ID: System Instrument ID: Nutmeg
 Method: \\ChromNA\CedarFalls\ChromData\Nutmeg\20161024-32918.b\OA1_PVOC Soils.m
 Limit Group: GCV WI GRO ICAL
 Last Update: 25-Oct-2016 09:53:42 Calib Date: 19-Oct-2016 23:55:00
 Integrator: Falcon
 Quant Method: External Standard Quant By: Initial Calibration
 Last ICAL File: \\ChromNA\CedarFalls\ChromData\Nutmeg\20161019-32823.b\101916_Nutmeg_013dat.d

Column 1 : Det: IC 082012_NUTMEG_013dat-Back Signal
 Column 2 : Det: IC 082012_NUTMEG_013dat-Front Signal
 Process Host: XAWRK023

First Level Reviewer: meyerch Date: 25-Oct-2016 09:35:47

Det	RT (min.)	Exp RT (min.)	Dlt RT (min.)	Response	OnCol Amt ug/l	Flags
4 Benzene						M
1	5.956	5.954	0.002	820	0.8529	M
6 Toluene						M
1	7.235	7.232	0.003	2526	3.16	M
10 Ethylbenzene						M
1	8.614	8.618	-0.004	1295	1.93	M
3 m-Xylene & p-Xylene						M
1	8.838	8.836	0.002	3799	3.24	M
5 o-Xylene						M
1	9.328	9.326	0.002	1789	1.79	M
A 12 C6-C10 WI						
2	9.530	(4.658-14.423)		33320899	2866.3	
\$ 1 4-Bromofluorobenzene (Surr)						M
1	9.863	9.861	0.002	23085	20.2	M
2	9.861	9.861	0.000	422437		
S 2 Xylenes, Total						
1					5.03	

QC Flag Legend
 Review Flags
 M - Manually Integrated

Reagents:

GV_I_BFBn54_00002 Amount Added: 1.00 Units: uL Run Reagent

Report Date: 25-Oct-2016 09:54:15

Chrom Revision: 2.2 17-Oct-2016 09:27:18

TestAmerica Cedar Falls

Data File:

\\ChromNA\CedarFalls\ChromData\Nutmeg\20161024-32918.b\102416_Nutmeg_018dat.d

Injection Date:

24-Oct-2016 20:48:00

Instrument ID:

Nutmeg

Lims ID:

310-91980-A-16-B

Lab Sample ID:

310-91980-16

Client ID:

D-5

ALS Bottle#:

0

Worklist Smp#: 18

Operator ID:

System

Dil. Factor:

5.0000

Purge Vol:

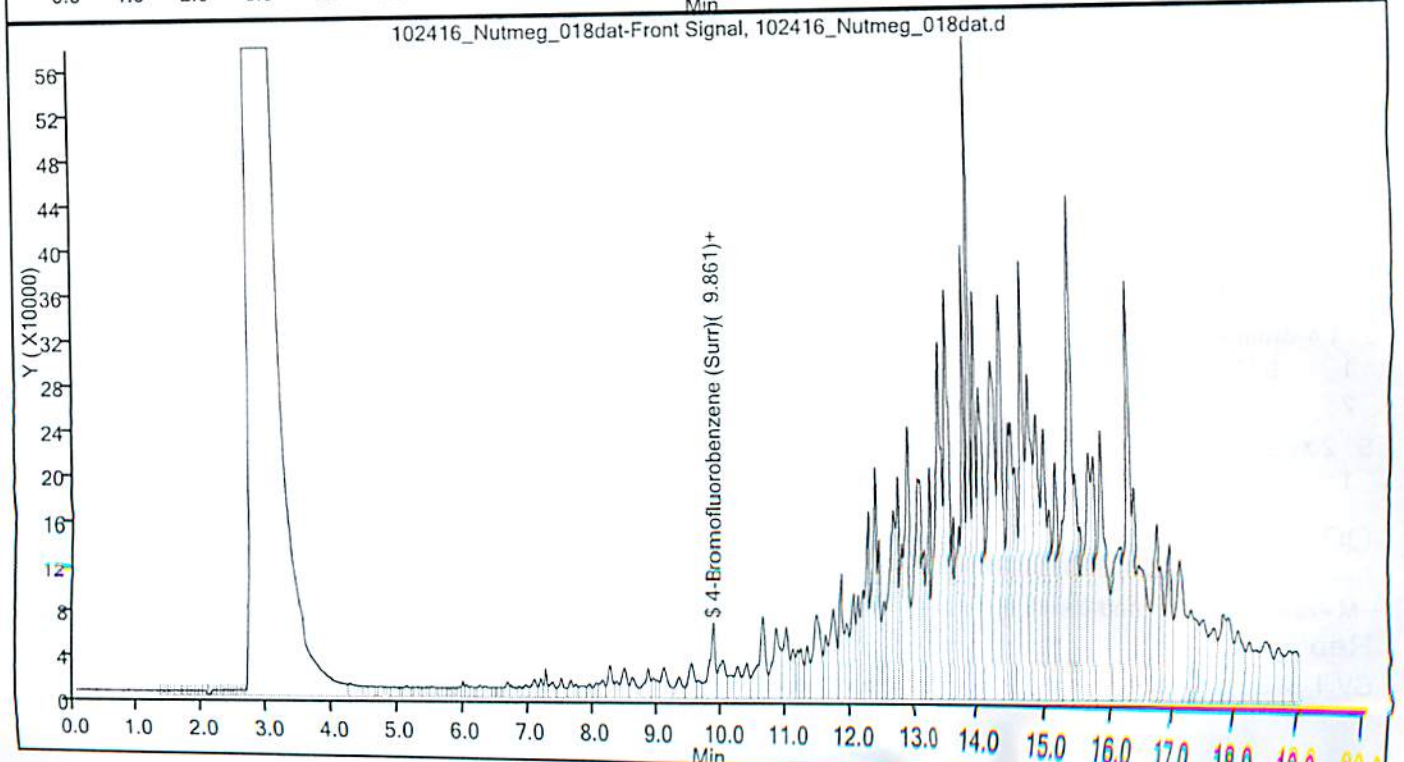
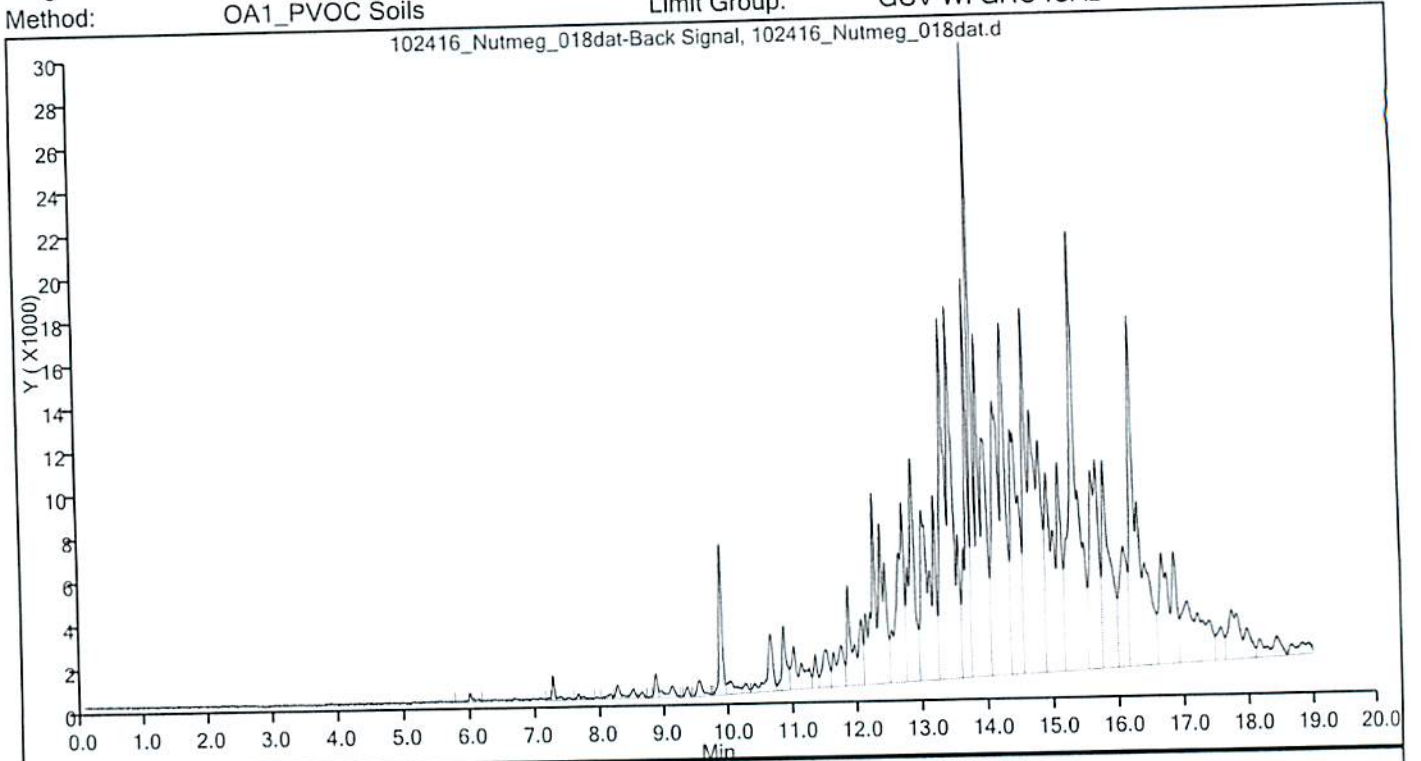
5.000 mL

Limit Group:

GCV WI GRO ICAL

Method:

OA1_PVOC Soils



Report Date: 25-Oct-2016 09:54:15

Chrom Revision: 2.2 17-Oct-2016 09:27:18

TestAmerica Cedar Falls
Target Compound Quantitation Report

Data File: \\ChromNA\CedarFalls\ChromData\Nutmeg\20161024-32918.b\102416_Nutmeg_018dat.d
 Lims ID: 310-91980-A-16-B
 Client ID: D-5
 Sample Type: Client
 Inject. Date: 24-Oct-2016 20:48:00
 Purge Vol: 5.000 mL
 Sample Info: 310-0032918-018
 Misc. Info.: 310-0032918-018
 Operator ID: System

ALS Bottle#: 0
 Dil. Factor: 5.0000
 Worklist Smp#: 18

Instrument ID: Nutmeg

Method: \\ChromNA\CedarFalls\ChromData\Nutmeg\20161024-32918.b\OA1_PVOC Soils.m
 Limit Group: GCV WI GRO ICAL
 Last Update: 25-Oct-2016 09:53:42
 Integrator: Falcon
 Quant Method: External Standard
 Last ICal File: \\ChromNA\CedarFalls\ChromData\Nutmeg\20161019-32823.b\101916_Nutmeg_013dat.d

Column 1 :
 Column 2 :
 Process Host: XAWRK023

Calib Date: 19-Oct-2016 23:55:00
 Quant By: Initial Calibration
 Det: IC 082012_NUTMEG_013dat-Back Signal
 Det: IC 082012_NUTMEG_013dat-Front Signal

First Level Reviewer: meyerch

Date:

25-Oct-2016 09:35:47

Det	RT (min.)	Exp RT (min.)	Dlt RT (min.)	Response	OnCol Amt ug/l	Flags
-----	-----------	---------------	---------------	----------	----------------	-------

4 Benzene						M
1	5.956	5.954	0.002	820	0.8529	M
6 Toluene						M
1	7.235	7.232	0.003	2526	3.16	M
10 Ethylbenzene						M
1	8.614	8.618	-0.004	1295	1.93	M
3 m-Xylene & p-Xylene						M
1	8.838	8.836	0.002	3799	3.24	M
5 o-Xylene						M
1	9.328	9.326	0.002	1789	1.79	M
A 12 C6-C10 WI						
2	9.530	(4.658-14.423)		33320899	2866.3	
\$ 14-Bromofluorobenzene (Surr)						M
1	9.863	9.861	0.002	23085	20.2	M
2	9.861	9.861	0.000	422437		
S 2 Xylenes, Total						
1					5.03	

QC Flag Legend

Review Flags

M - Manually Integrated

Reagents:

Amount Added: 1.00

Units: uL

Run Reagent

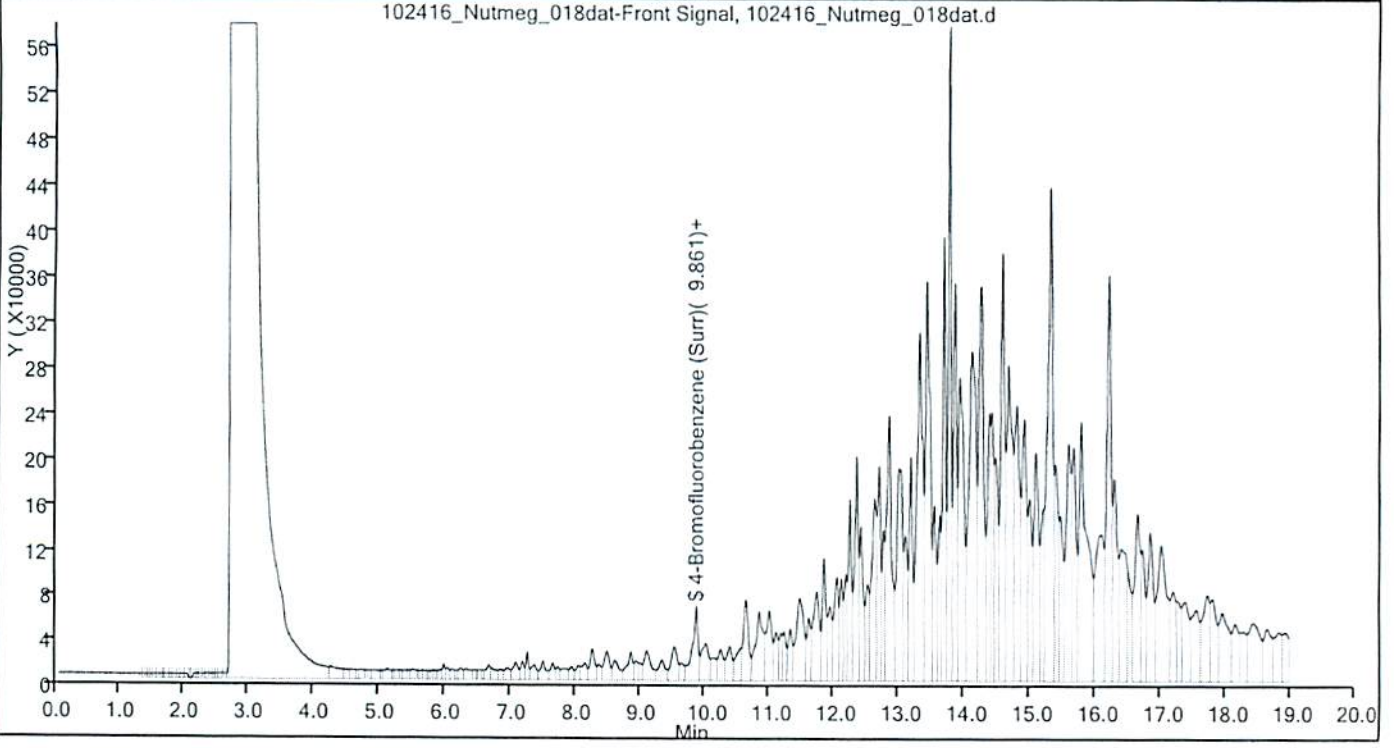
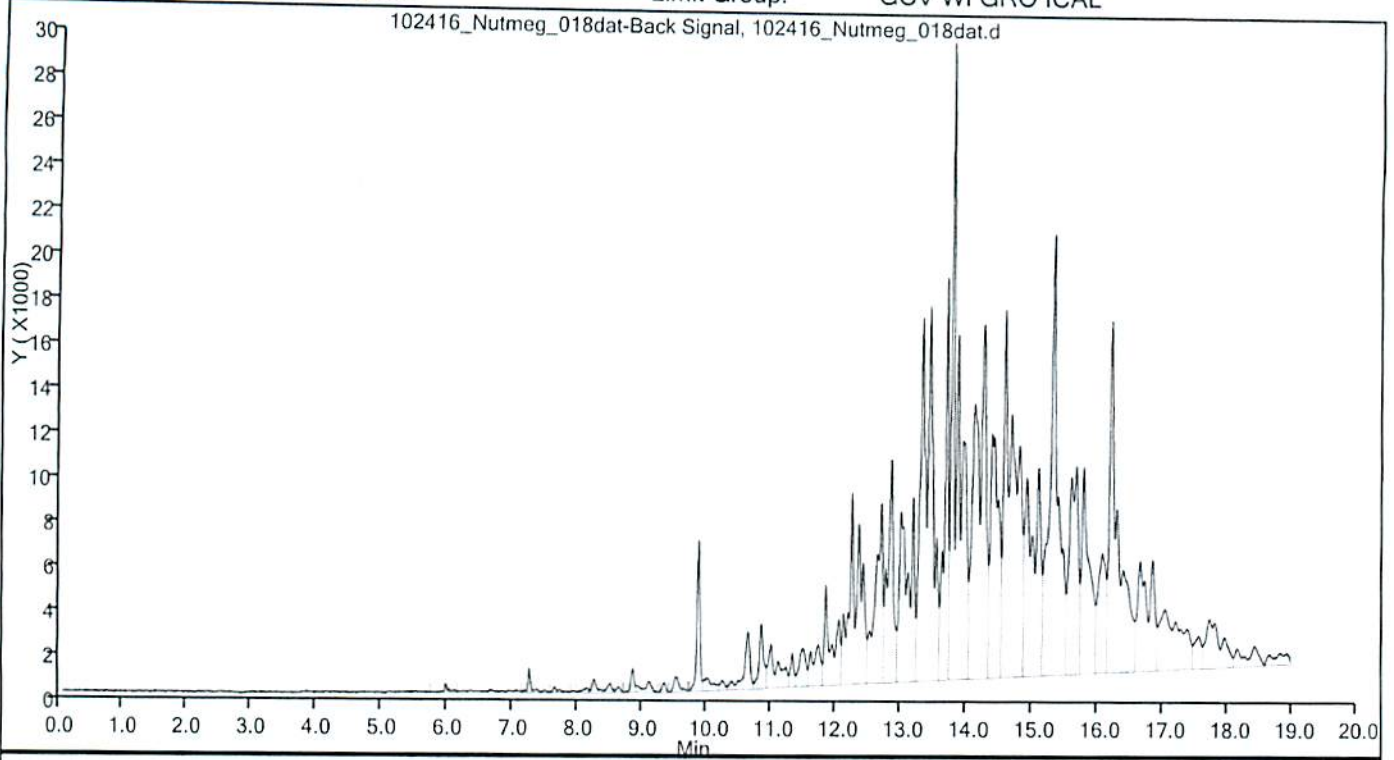


10/28/2016



TestAmerica Cedar Falls

Injection Date: 24-Oct-2016 20:48:00 Instrument ID: Nutmeg
Lims ID: 310-91980-A-16-B Lab Sample ID: 310-91980-16
Client ID: D-5
Operator ID: System ALS Bottle#: 0 Worklist Smp#: 18
Purge Vol: 5.000 mL Dil. Factor: 5.0000
Method: OA1_PVOC Soils Limit Group: GCV WI GRO ICAL



Report Date: 25-Oct-2016 09:54:21

Chrom Revision: 2.2 17-Oct-2016 09:27:18

TestAmerica Cedar Falls
Target Compound Quantitation Report

Data File: \\ChromNA\CedarFalls\ChromData\Nutmeg\20161024-32918.b\102416_Nutmeg_021dat.d

Lims ID: 310-91980-A-17-B

Client ID: D-6

Sample Type: Client

Inject. Date: 24-Oct-2016 22:15:00

ALS Bottle#: 0

Worklist Smp#: 21

Purge Vol: 5.000 mL

Dil. Factor: 5.0000

Sample Info: 310-0032918-021

Misc. Info.: 310-0032918-021

Operator ID: System

Instrument ID: Nutmeg

Method: \\ChromNA\CedarFalls\ChromData\Nutmeg\20161024-32918.b\OA1_PVOC Soils.m

Limit Group: GCV WI GRO ICAL

Last Update: 25-Oct-2016 09:53:42

Calib Date: 19-Oct-2016 23:55:00

Integrator: Falcon

Quant Method: External Standard

Quant By: Initial Calibration

Last ICal File: \\ChromNA\CedarFalls\ChromData\Nutmeg\20161019-32823.b\101916_Nutmeg_013dat.d

Column 1 :

Det: IC 082012_NUTMEG_013dat-Back Signal

Column 2 :

Det: IC 082012_NUTMEG_013dat-Front Signal

Process Host: XAWRK023

First Level Reviewer: meyerch

Date:

25-Oct-2016 09:40:31

Det	RT (min.)	Exp RT (min.)	Dlt RT (min.)	Response	OnCol Amt ug/l	Flags
-----	-----------	---------------	---------------	----------	----------------	-------

4 Benzene						M
1	5.961	5.954	0.007	219	0.2278	M
10 Ethylbenzene						M
1	8.580	8.618	-0.038	13683	20.4	M
3 m-Xylene & p-Xylene						M
1	8.838	8.836	0.002	29246	37.4	M
5 o-Xylene						M
1	9.332	9.326	0.006	20809	29.2	M
A 12 C6-C10 WI						
2	9.540	(4.658-14.423)		111263059	10358	E
\$ 1 4-Bromofluorobenzene (Surr)						M
1	9.859	9.861	-0.002	30386	26.6	M
2	9.832	9.861	-0.029	989915		
S 2 Xylenes, Total						
1					66.6	

QC Flag Legend

Processing Flags

E - Exceeded Maximum Amount

Review Flags

M - Manually Integrated

Reagents:

GV_I_BFBn54_00002

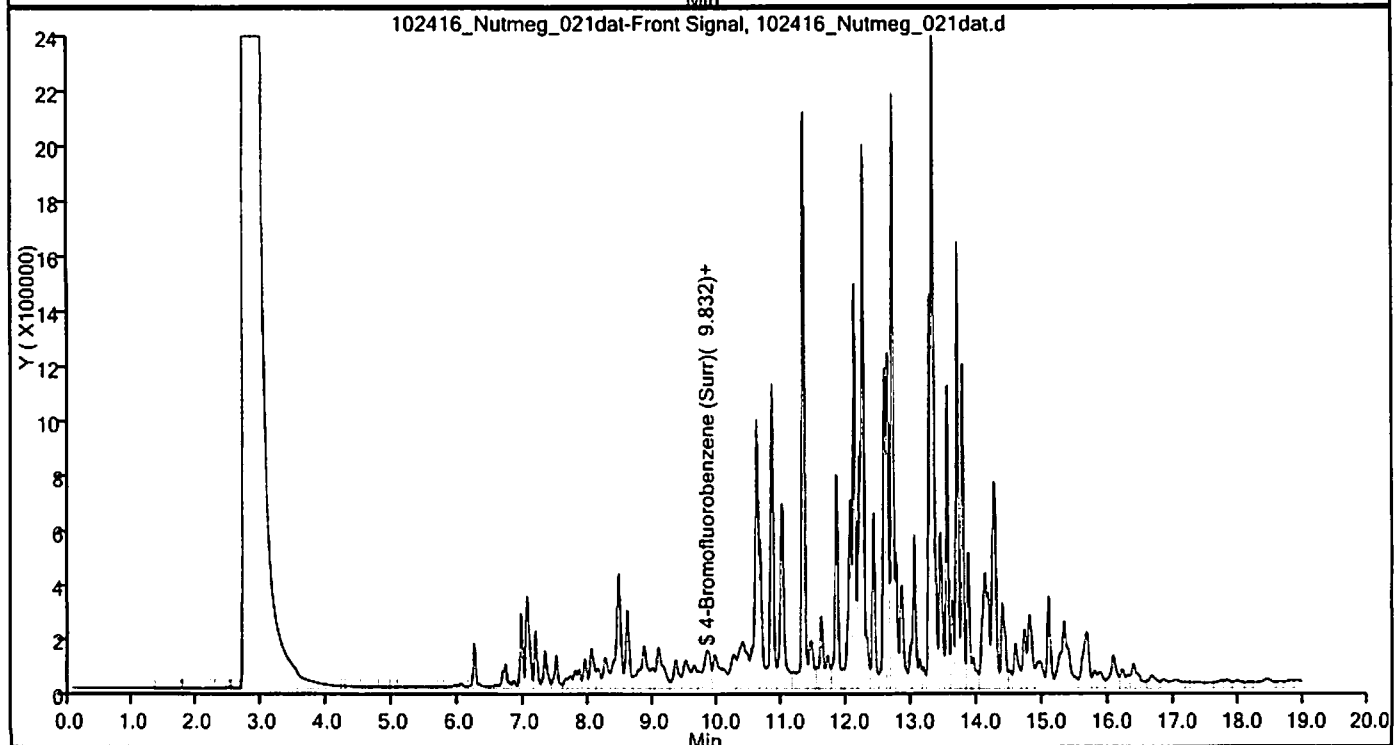
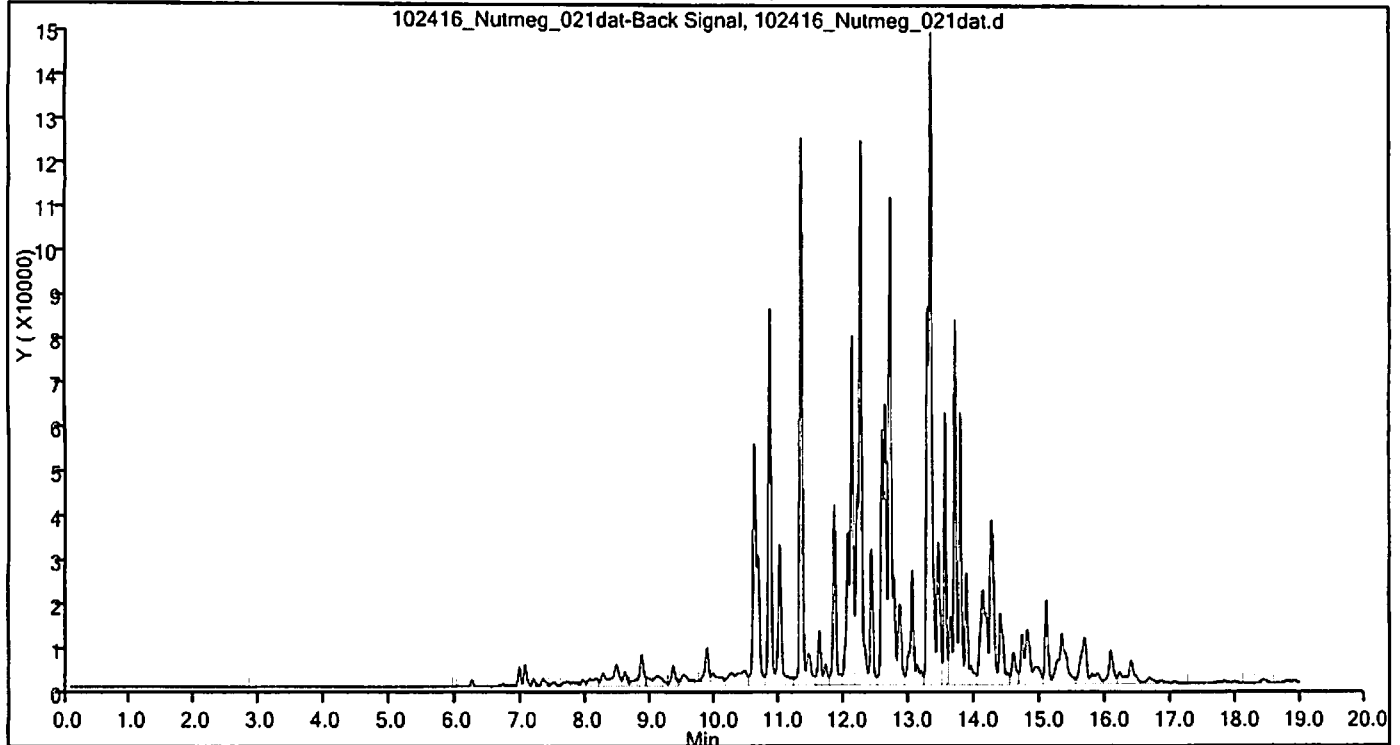
Amount Added: 1.00

Units: uL

Run Reagent

TestAmerica Cedar Falls

Data File: \\ChromNA\CedarFalls\ChromData\Nutmeg\20161024-32918.b\102416_Nutmeg_021dat.d
Injection Date: 24-Oct-2016 22:15:00 Instrument ID: Nutmeg
Lims ID: 310-91980-A-17-B Lab Sample ID: 310-91980-17
Client ID: D-6
Operator ID: System ALS Bottle#: 0 Worklist Smp#: 21
Purge Vol: 5.000 mL Dil. Factor: 5.0000
Method: OA1_PVOC Soils Limit Group: GCV WI GRO ICAL



TestAmerica Cedar Falls
Target Compound Quantitation Report

Data File: \\ChromNA\CedarFalls\ChromData\Nutmeg\20161024-32918.b\102416_Nutmeg_010dat.d
 Lims ID: 310-91980-A-17-B
 Client ID: D-6
 Sample Type: Client
 Inject. Date: 24-Oct-2016 16:07:00 ALS Bottle#: 0 Worklist Smp#: 10
 Purge Vol: 5.000 mL Dil. Factor: 20.0000
 Sample Info: 310-0032918-010
 Misc. Info.: 310-0032918-010
 Operator ID: System Instrument ID: Nutmeg
 Method: \\ChromNA\CedarFalls\ChromData\Nutmeg\20161024-32918.b\OA1_PVOC Soils.m
 Limit Group: GCV WI GRO ICAL
 Last Update: 25-Oct-2016 09:53:42 Calib Date: 19-Oct-2016 23:55:00
 Integrator: Falcon
 Quant Method: External Standard Quant By: Initial Calibration
 Last ICal File: \\ChromNA\CedarFalls\ChromData\Nutmeg\20161019-32823.b\101916_Nutmeg_013dat.d

Column 1 : Det: IC 082012_NUTMEG_013dat-Back Signal
 Column 2 : Det: IC 082012_NUTMEG_013dat-Front Signal
 Process Host: XAWRK023

First Level Reviewer: meyerch Date: 25-Oct-2016 09:20:15

Det	RT (min.)	Exp RT (min.)	Dlt RT (min.)	Response	OnCol Amt ug/l	Flags
-----	-----------	---------------	---------------	----------	----------------	-------

4 Benzene						M
1	5.972	5.954	0.018	125	0.1300	M
6 Toluene						M
1	7.236	7.232	0.004	457	0.5713	M
10 Ethylbenzene						M
1	8.578	8.618	-0.040	3748	5.58	M
3 m-Xylene & p-Xylene						M
1	8.837	8.836	0.001	8639	9.73	M
5 o-Xylene						M
1	9.328	9.326	0.002	5589	7.26	M
A 12 C6-C10 WI						
2	9.540	(4.658-14.423)		32503560	2787.7	
\$ 1 4-Bromofluorobenzene (Surr)						M
1	9.861	9.861	0.000	24216	21.2	M
2	9.857	9.861	-0.004	454887		
S 2 Xylenes, Total						
1					17.0	

QC Flag Legend
 Review Flags
 M - Manually Integrated

Reagents:

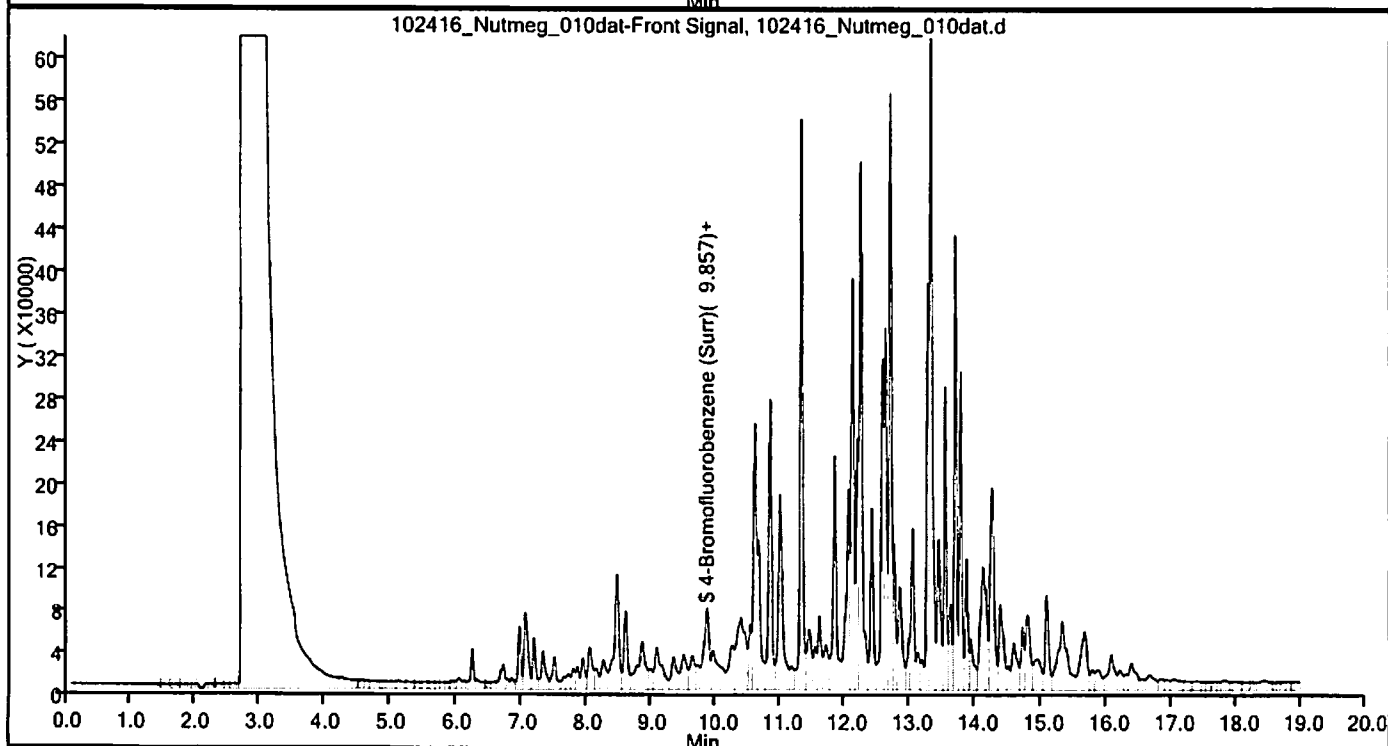
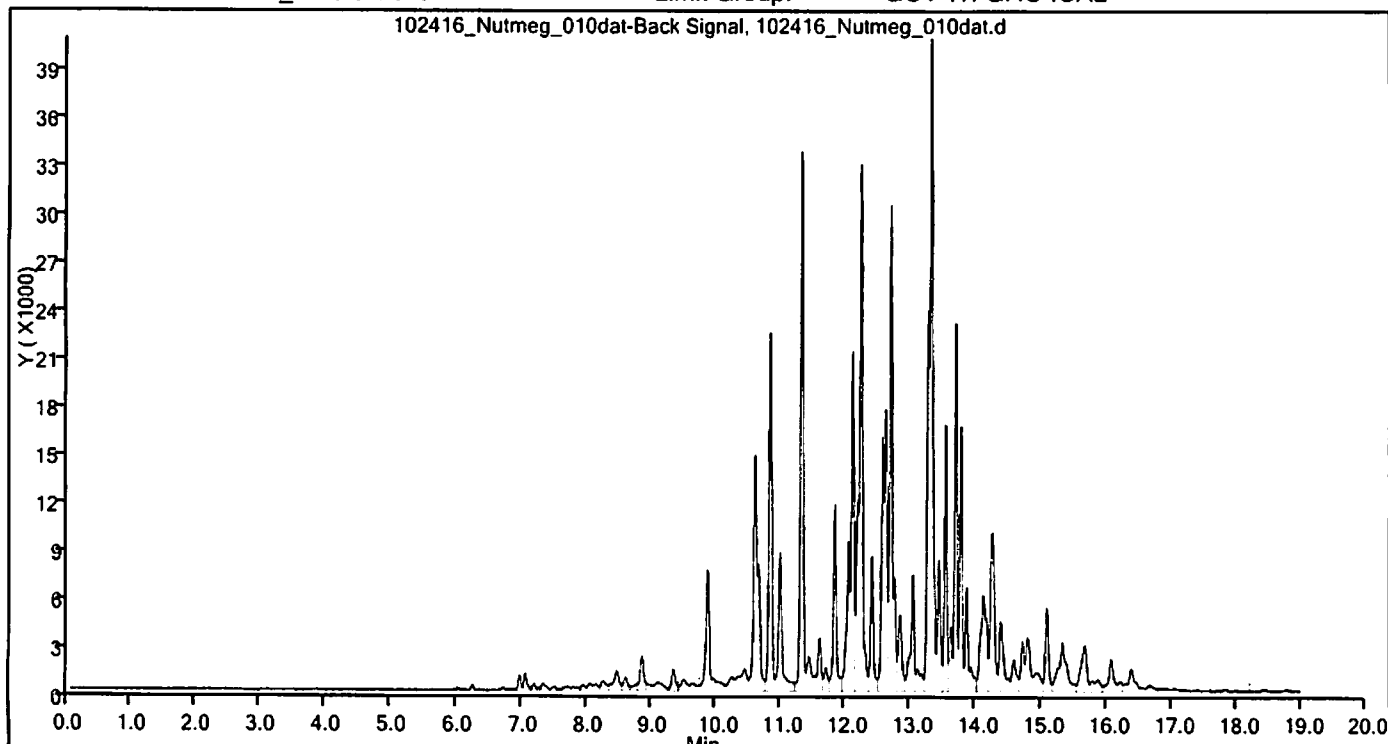
GV_I_BFBn54_00002 Amount Added: 1.00 Units: uL Run Reagent

Report Date: 25-Oct-2016 09:53:56

Chrom Revision: 2.2 17-Oct-2016 09:27:18

TestAmerica Cedar Falls

Data File: \\ChromNA\CedarFalls\ChromData\Nutmeg\20161024-32918.b\102416_Nutmeg_010dat.d
Injection Date: 24-Oct-2016 16:07:00 Instrument ID: Nutmeg
Lims ID: 310-91980-A-17-B Lab Sample ID: 310-91980-17
Client ID: D-6
Operator ID: System ALS Bottle#: 0 Worklist Smp#: 10
Purge Vol: 5.000 mL Dil. Factor: 20.0000
Method: OA1_PVOC Soils Limit Group: GCV WI GRO ICAL



TestAmerica Cedar Falls
Target Compound Quantitation Report

Data File: \\ChromNA\CedarFalls\ChromData\Nutmeg\20161024-32918.b\102416_Nutmeg_010dat.d
 Lims ID: 310-91980-A-17-B
 Client ID: D-6
 Sample Type: Client
 Inject. Date: 24-Oct-2016 16:07:00 ALS Bottle#: 0 Worklist Smp#: 10
 Purge Vol: 5.000 mL Dil. Factor: 20.0000
 Sample Info: 310-0032918-010
 Misc. Info.: 310-0032918-010
 Operator ID: System Instrument ID: Nutmeg

Method: \\ChromNA\CedarFalls\ChromData\Nutmeg\20161024-32918.b\OA1_PVOC Soils.m
 Limit Group: GCV WI GRO ICAL
 Last Update: 25-Oct-2016 09:53:42 Calib Date: 19-Oct-2016 23:55:00
 Integrator: Falcon
 Quant Method: External Standard Quant By: Initial Calibration
 Last ICal File: \\ChromNA\CedarFalls\ChromData\Nutmeg\20161019-32823.b\101916_Nutmeg_013dat.d

Column 1 : Det: IC 082012_NUTMEG_013dat-Back Signal
 Column 2 : Det: IC 082012_NUTMEG_013dat-Front Signal
 Process Host: XAWRK023

First Level Reviewer: meyerch Date: 25-Oct-2016 09:20:15

Det	RT (min.)	Exp RT (min.)	Dlt RT (min.)	Response	OnCol Amt ug/l	Flags
-----	-----------	---------------	---------------	----------	----------------	-------

4 Benzene						M
1	5.972	5.954	0.018	125	0.1300	M
6 Toluene						M
1	7.236	7.232	0.004	457	0.5713	M
10 Ethylbenzene						M
1	8.578	8.618	-0.040	3748	5.58	M
3 m-Xylene & p-Xylene						M
1	8.837	8.836	0.001	8639	9.73	M
5 o-Xylene						M
1	9.328	9.326	0.002	5589	7.26	M
A 12 C6-C10 WI						
2	9.540	(4.658-14.423)		32503560	2787.7	
\$ 1 4-Bromofluorobenzene (Surr)						M
1	9.861	9.861	0.000	24216	21.2	M
2	9.857	9.861	-0.004	454887		
S 2 Xylenes, Total						
1					17.0	

QC Flag Legend

Review Flags

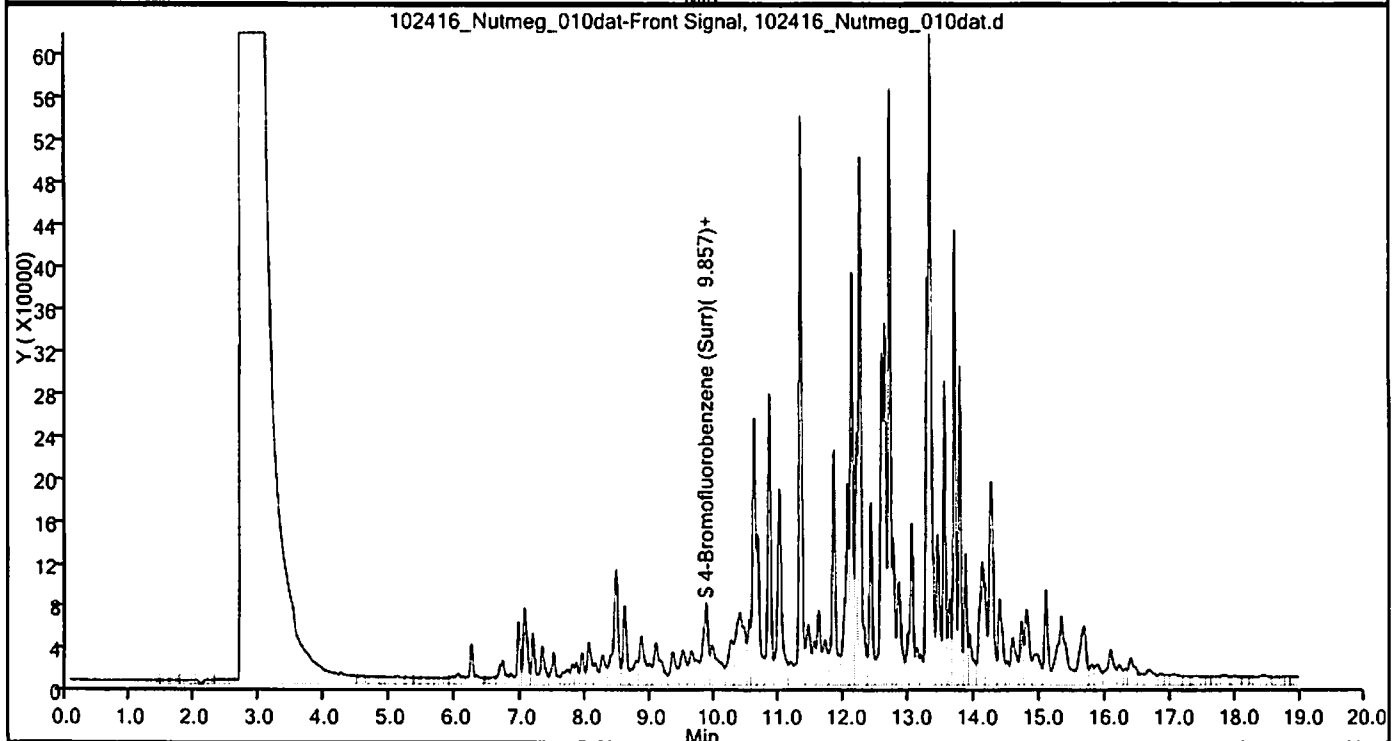
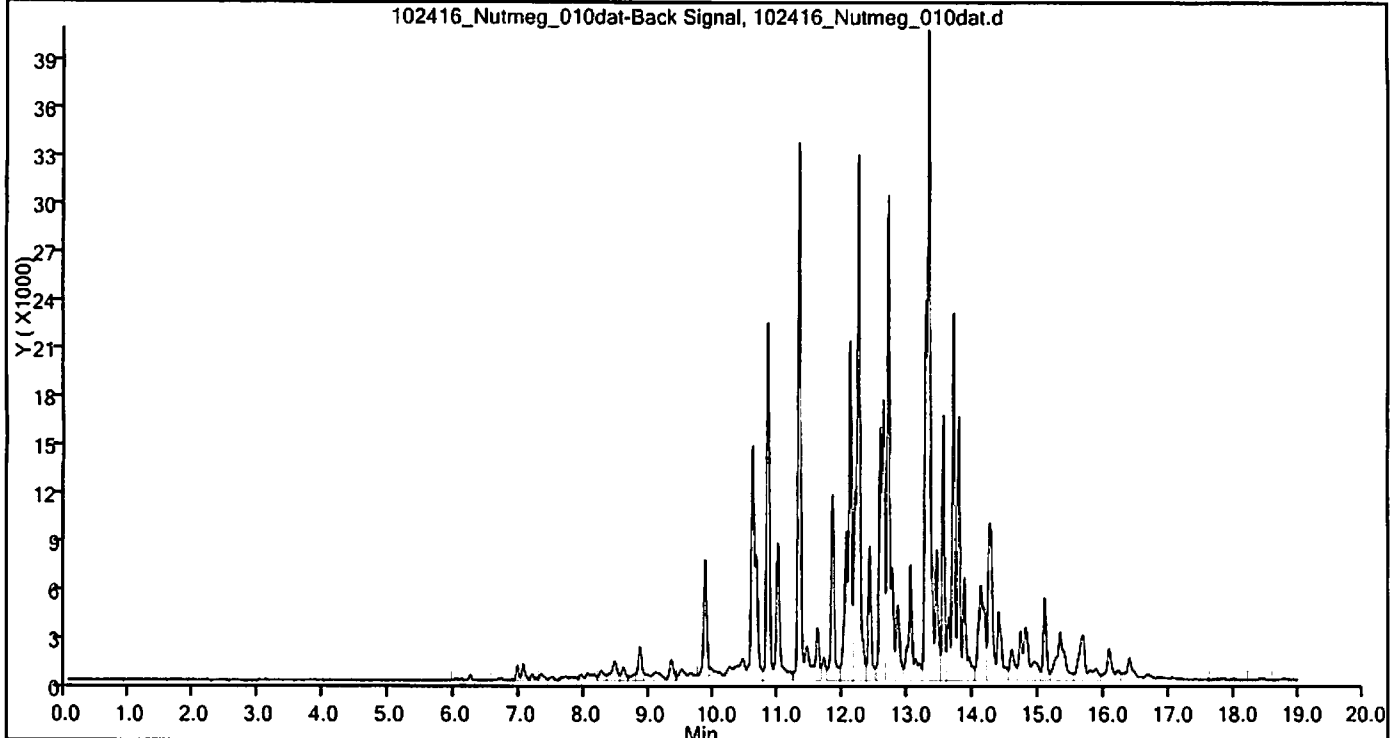
M - Manually Integrated

Reagents:

GV_I_BFBn54_00002 Amount Added: 1.00 Units: uL Run Reagent

TestAmerica Cedar Falls

Data File: \\ChromNA\CedarFalls\ChromData\Nutmeg\20161024-32918.b\102416_Nutmeg_010dat.d
Injection Date: 24-Oct-2016 16:07:00 Instrument ID: Nutmeg
Lims ID: 310-91980-A-17-B Lab Sample ID: 310-91980-17
Client ID: D-6
Operator ID: System ALS Bottle#: 0 Worklist Smp#: 10
Purge Vol: 5.000 mL Dil. Factor: 20.0000
Method: OA1_PVOC Soils Limit Group: GCV WI GRO ICAL



TestAmerica Cedar Falls
Target Compound Quantitation Report

Data File: \\ChromNA\CedarFalls\ChromData\Nutmeg\20161024-32918.b\102416_Nutmeg_020dat.d
 Lims ID: 310-91980-A-18-B
 Client ID: D-7
 Sample Type: Client
 Inject. Date: 24-Oct-2016 21:46:00 ALS Bottle#: 0 Worklist Smp#: 20
 Purge Vol: 5.000 mL Dil. Factor: 5.0000
 Sample Info: 310-0032918-020
 Misc. Info.: 310-0032918-020
 Operator ID: System Instrument ID: Nutmeg

Method: \\ChromNA\CedarFalls\ChromData\Nutmeg\20161024-32918.b\OA1_PVOC Soils.m
 Limit Group: GCV WI GRO ICAL
 Last Update: 25-Oct-2016 09:53:42 Calib Date: 19-Oct-2016 23:55:00
 Integrator: Falcon
 Quant Method: External Standard Quant By: Initial Calibration
 Last ICal File: \\ChromNA\CedarFalls\ChromData\Nutmeg\20161019-32823.b\101916_Nutmeg_013dat.d

Column 1 : Det: IC 082012_NUTMEG_013dat-Back Signal
 Column 2 : Det: IC 082012_NUTMEG_013dat-Front Signal
 Process Host: XAWRK023

First Level Reviewer: meyerch Date: 25-Oct-2016 09:39:03

Det	RT (min.)	Exp RT (min.)	Dlt RT (min.)	Response	OnCol Amt ug/l	Flags
4 Benzene						M
1	5.952	5.954	-0.002	531	0.5523	M
6 Toluene						M
1	7.234	7.232	0.002	2633	3.29	M
10 Ethylbenzene						M
1	8.580	8.618	-0.038	10468	15.6	M
3 m-Xylene & p-Xylene						M
1	8.838	8.836	0.002	20600	25.8	M
5 o-Xylene						M
1	9.329	9.326	0.003	12873	17.8	M
A 12 C6-C10 WI						
2	9.553	(4.658-14.423)		81610844	7507.6	E
\$ 1 4-Bromofluorobenzene (Surr)						M
1	9.861	9.861	0.000	28256	24.8	M
2	9.845	9.861	-0.016	845801		
S 2 Xylenes, Total						
1					43.5	

QC Flag Legend

Processing Flags

E - Exceeded Maximum Amount

Review Flags

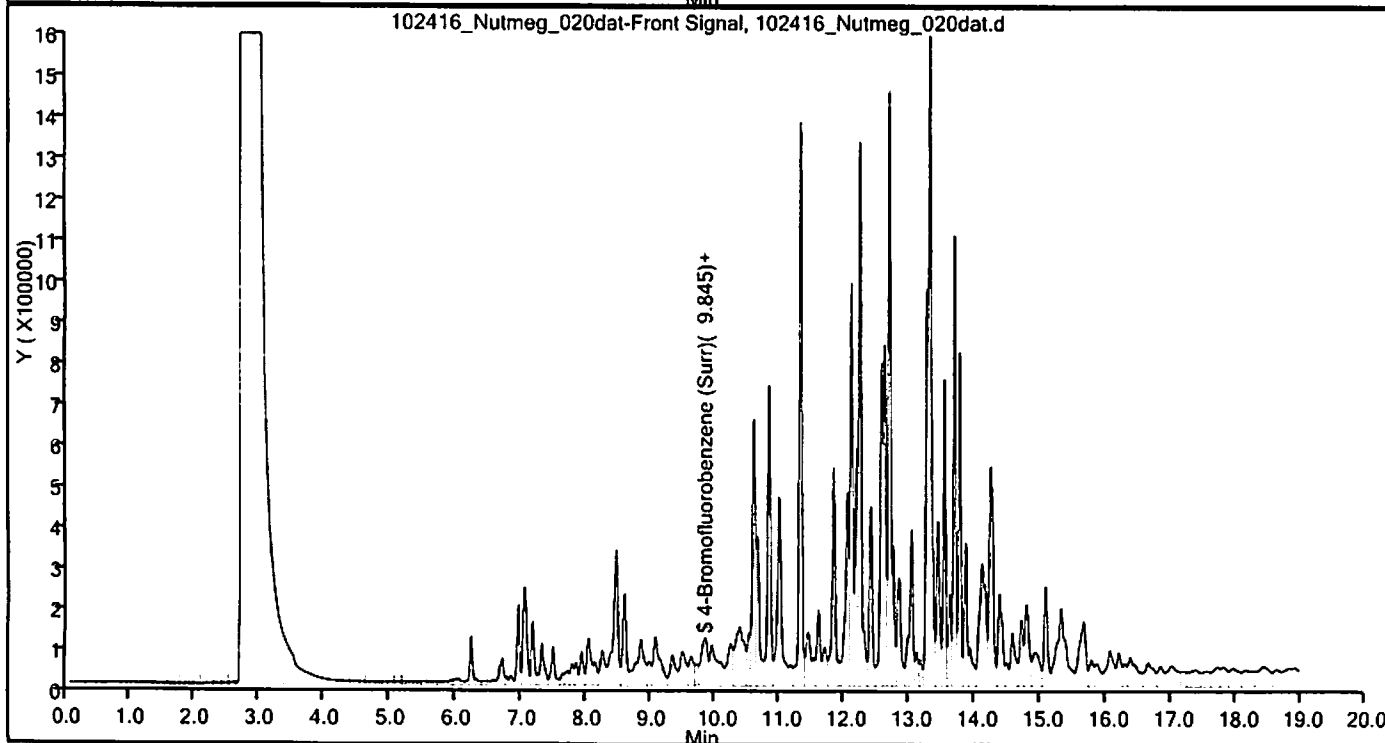
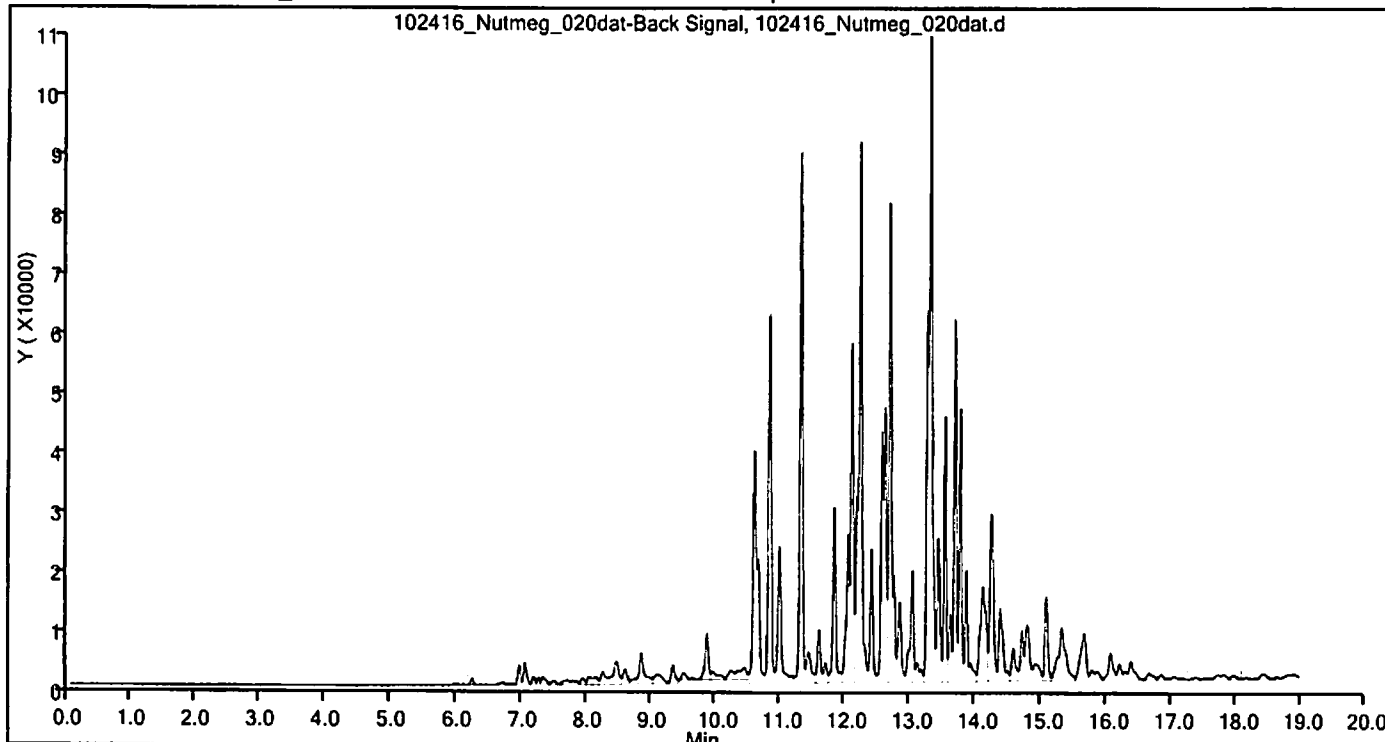
M - Manually Integrated

Reagents:

GV_I_BFBn54_00002 Amount Added: 1.00 Units: uL Run Reagent

TestAmerica Cedar Falls

Data File: \\ChromNA\CedarFalls\ChromData\Nutmeg\20161024-32918.b\102416_Nutmeg_020dat.d
Injection Date: 24-Oct-2016 21:46:00 Instrument ID: Nutmeg
Lims ID: 310-91980-A-18-B Lab Sample ID: 310-91980-18
Client ID: D-7
Operator ID: System ALS Bottle#: 0 Worklist Smp#: 20
Purge Vol: 5.000 mL Dil. Factor: 5.0000
Method: OA1_PVOC Soils Limit Group: GCV WI GRO ICAL



TestAmerica Cedar Falls
Target Compound Quantitation Report

Data File: \\ChromNA\CedarFalls\ChromData\Nutmeg\20161024-32918.b\102416_Nutmeg_009dat.d
 Lims ID: 310-91980-A-18-B
 Client ID: D-7
 Sample Type: Client
 Inject. Date: 24-Oct-2016 15:39:00 ALS Bottle#: 0 Worklist Smp#: 9
 Purge Vol: 5.000 mL Dil. Factor: 20.0000
 Sample Info: 310-0032918-009
 Misc. Info.: 310-0032918-009
 Operator ID: System Instrument ID: Nutmeg
 Method: \\ChromNA\CedarFalls\ChromData\Nutmeg\20161024-32918.b\OA1_PVOC Soils.m
 Limit Group: GCV WI GRO ICAL
 Last Update: 25-Oct-2016 09:53:42 Calib Date: 19-Oct-2016 23:55:00
 Integrator: Falcon
 Quant Method: External Standard Quant By: Initial Calibration
 Last ICal File: \\ChromNA\CedarFalls\ChromData\Nutmeg\20161019-32823.b\101916_Nutmeg_013dat.d

Column 1 : Det: IC 082012_NUTMEG_013dat-Back Signal
 Column 2 : Det: IC 082012_NUTMEG_013dat-Front Signal
 Process Host: XAWRK023

First Level Reviewer: meyerch Date: 25-Oct-2016 09:18:36

Det	RT (min.)	Exp RT (min.)	Dlt RT (min.)	Response	OnCol Amt ug/l	Flags
-----	-----------	---------------	---------------	----------	----------------	-------

4 Benzene						M
1	5.958	5.954	0.004	135	0.1404	M
10 Ethylbenzene						M
1	8.583	8.618	-0.035	2667	3.97	M
3 m-Xylene & p-Xylene						M
1	8.836	8.836	0.000	5710	5.80	M
5 o-Xylene						M
1	9.328	9.326	0.002	3677	4.51	M
A 12 C6-C10 WI						
2	9.540	(4.658-14.423)		23919074	1962.6	
\$ 1 4-Bromofluorobenzene (Surr)						M
1	9.861	9.861	0.000	22909	20.1	M
2	9.857	9.861	-0.004	388428		
S 2 Xylenes, Total						
1					10.3	

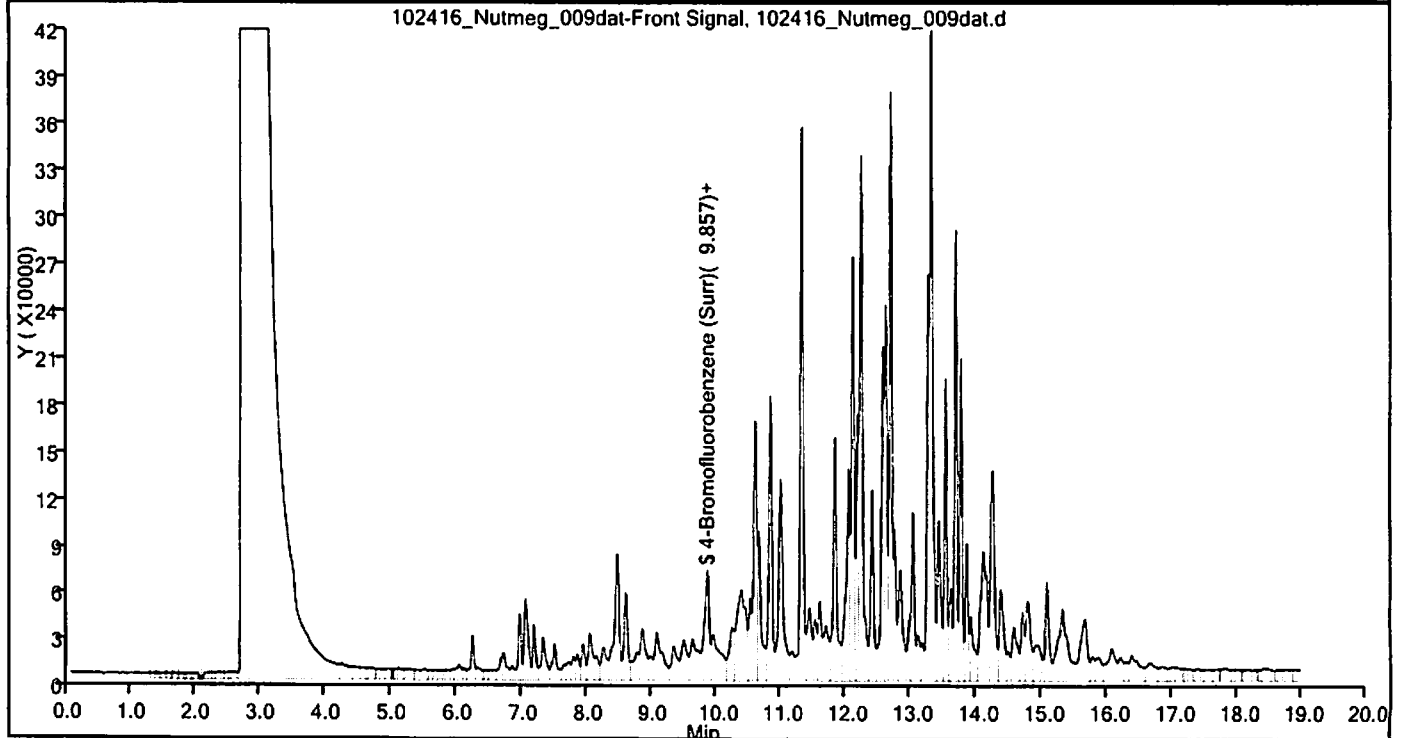
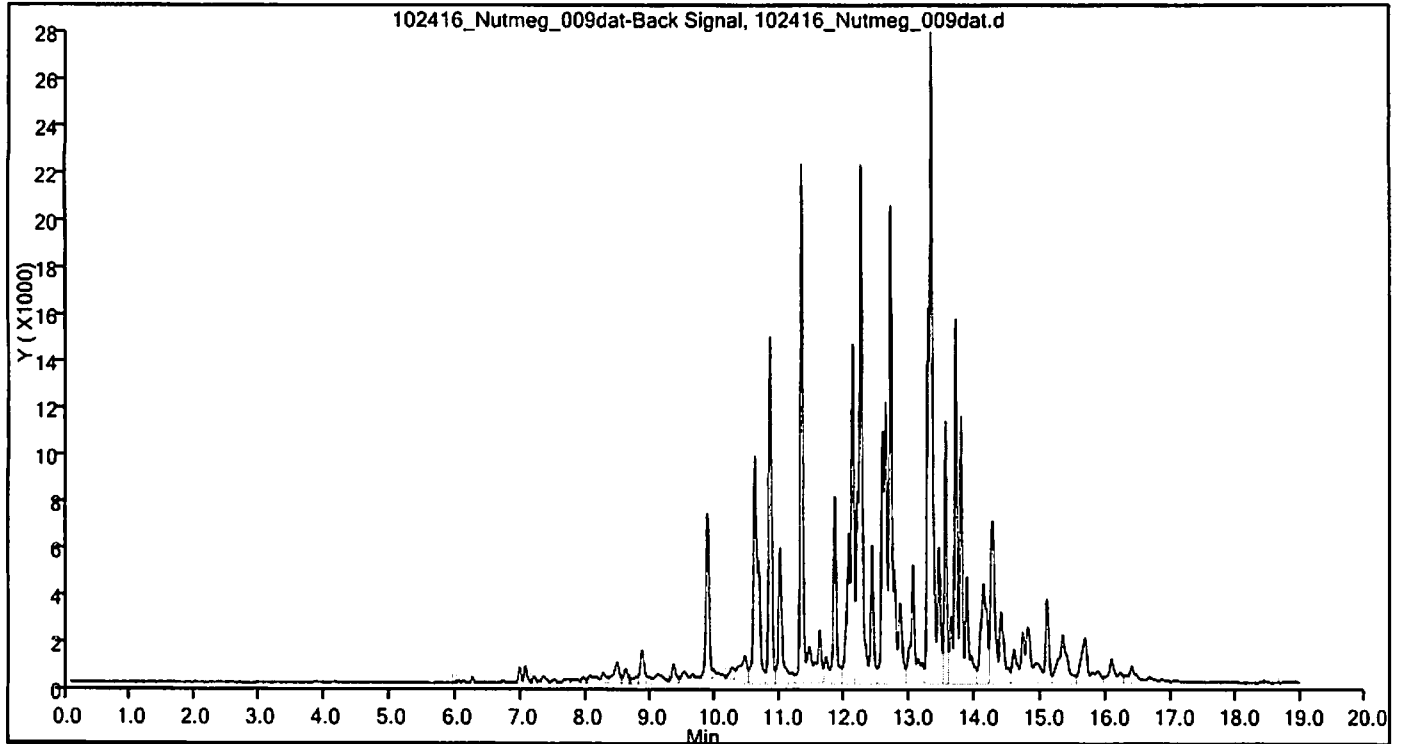
QC Flag Legend
 Review Flags
 M - Manually Integrated

Reagents:

GV_I_BFBn54_00002 Amount Added: 1.00 Units: uL Run Reagent

TestAmerica Cedar Falls

Data File: \\ChromNA\CedarFalls\ChromData\Nutmeg\20161024-32918.b\102416_Nutmeg_009dat.d
Injection Date: 24-Oct-2016 15:39:00 Instrument ID: Nutmeg
Lims ID: 310-91980-A-18-B Lab Sample ID: 310-91980-18
Client ID: D-7
Operator ID: System ALS Bottle#: 0 Worklist Smp#: 9
Purge Vol: 5.000 mL Dil. Factor: 20.0000
Method: OA1_PVOC Soils Limit Group: GCV WI GRO ICAL



TestAmerica Cedar Falls
Target Compound Quantitation Report

Data File: \\ChromNA\CedarFalls\ChromData\Nutmeg\20161024-32918.b\102416_Nutmeg_009dat.d
 Lims ID: 310-91980-A-18-B
 Client ID: D-7
 Sample Type: Client
 Inject. Date: 24-Oct-2016 15:39:00 ALS Bottle#: 0 Worklist Smp#: 9
 Purge Vol: 5.000 mL Dil. Factor: 20.0000
 Sample Info: 310-0032918-009
 Misc. Info.: 310-0032918-009
 Operator ID: System Instrument ID: Nutmeg
 Method: \\ChromNA\CedarFalls\ChromData\Nutmeg\20161024-32918.b\OA1_PVOC Soils.m
 Limit Group: GCV WI GRO ICAL
 Last Update: 25-Oct-2016 09:53:42 Calib Date: 19-Oct-2016 23:55:00
 Integrator: Falcon
 Quant Method: External Standard Quant By: Initial Calibration
 Last ICal File: \\ChromNA\CedarFalls\ChromData\Nutmeg\20161019-32823.b\101916_Nutmeg_013dat.d

Column 1 : Det: IC 082012_NUTMEG_013dat-Back Signal
 Column 2 : Det: IC 082012_NUTMEG_013dat-Front Signal
 Process Host: XAWRK023

First Level Reviewer: meyerch Date: 25-Oct-2016 09:18:36

Det	RT (min.)	Exp RT (min.)	Dlt RT (min.)	Response	OnCol Amt ug/l	Flags
4 Benzene						M
1	5.958	5.954	0.004	135	0.1404	M
10 Ethylbenzene						M
1	8.583	8.618	-0.035	2667	3.97	M
3 m-Xylene & p-Xylene						M
1	8.836	8.836	0.000	5710	5.80	M
5 o-Xylene						M
1	9.328	9.326	0.002	3677	4.51	M
A 12 C6-C10 WI						
2	9.540	(4.658-14.423)		23919074	1962.6	
\$ 1 4-Bromofluorobenzene (Surr)						M
1	9.861	9.861	0.000	22909	20.1	M
2	9.857	9.861	-0.004	388428		
S 2 Xylenes, Total						
1					10.3	

QC Flag Legend

Review Flags

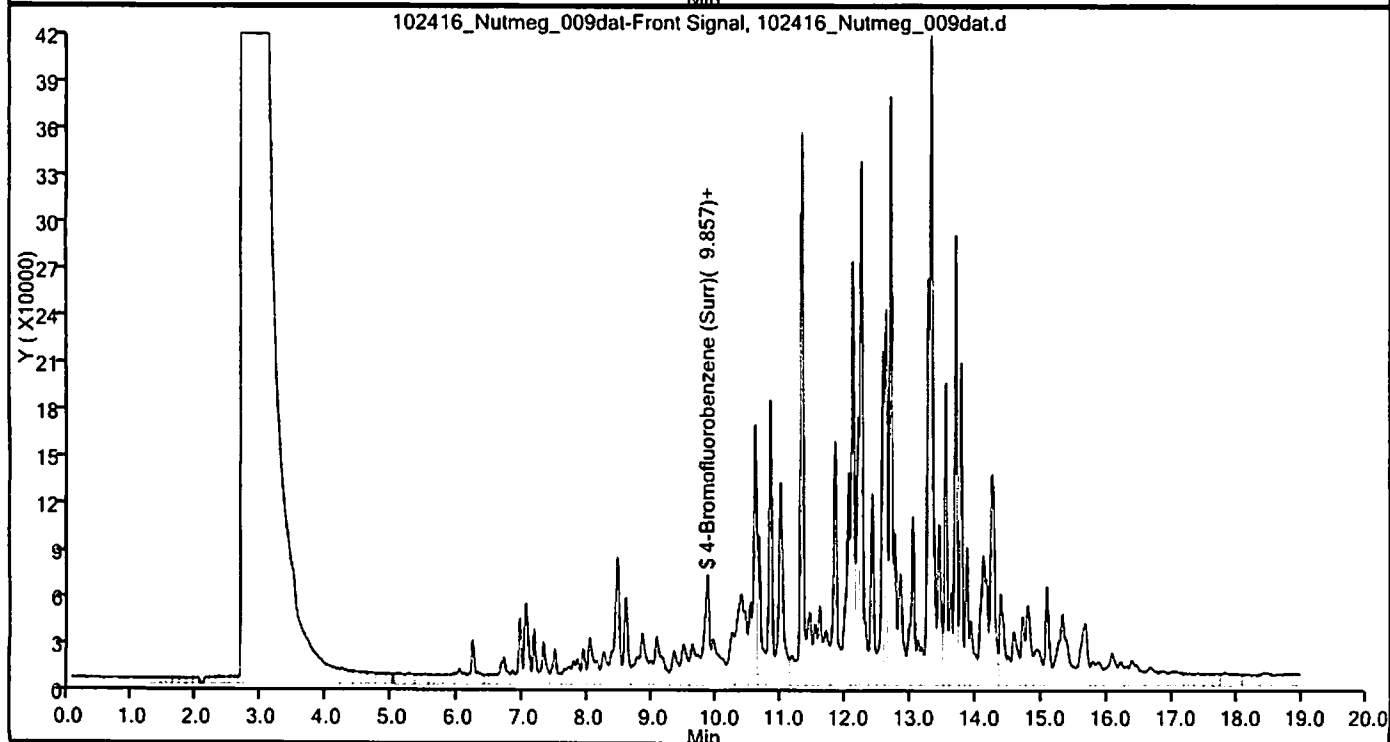
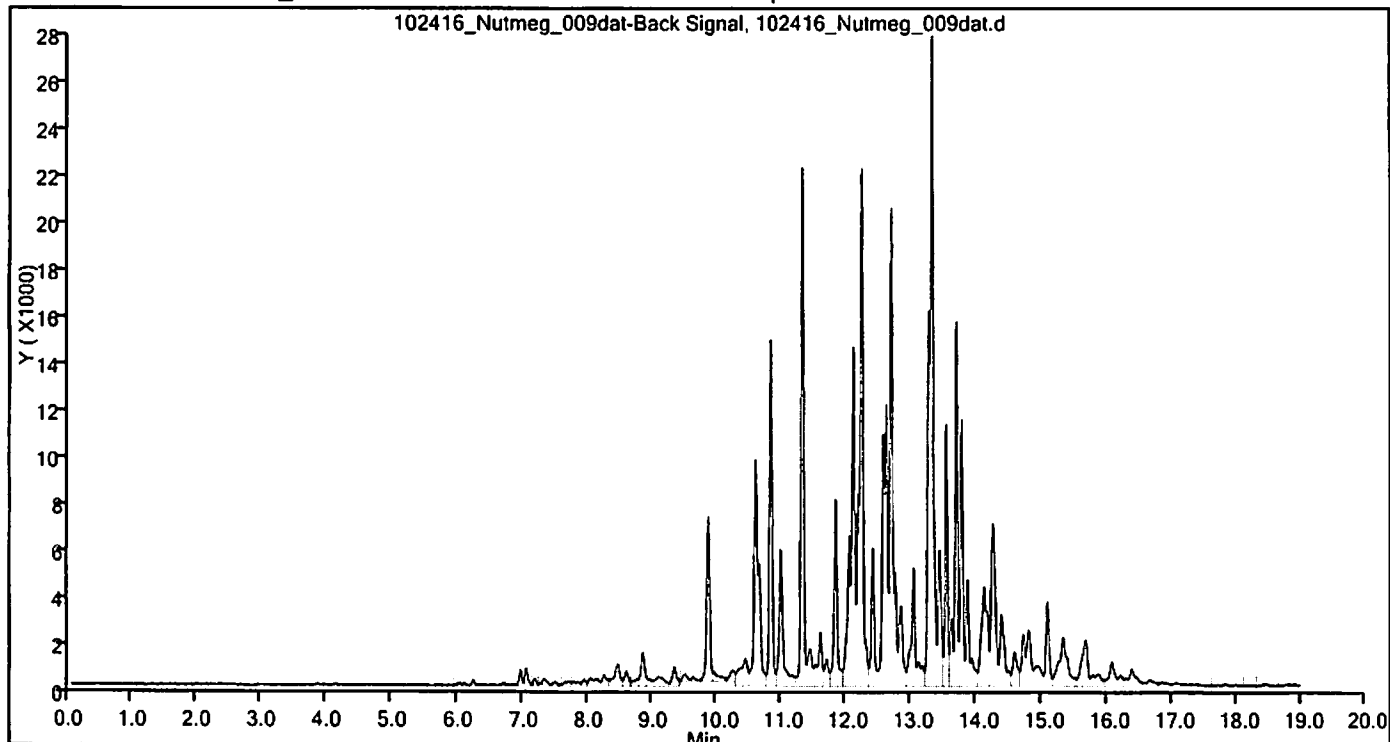
M - Manually Integrated

Reagents:

GV_I_BFBn54_00002 Amount Added: 1.00 Units: uL Run Reagent

TestAmerica Cedar Falls

Data File: \\ChromNA\CedarFalls\ChromData\Nutmeg\20161024-32918.b\102416_Nutmeg_009dat.d
Injection Date: 24-Oct-2016 15:39:00 Instrument ID: Nutmeg
Lims ID: 310-91980-A-18-B Lab Sample ID: 310-91980-18
Client ID: D-7
Operator ID: System ALS Bottle#: 0 Worklist Smp#: 9
Purge Vol: 5.000 mL Dil. Factor: 20.0000
Method: OA1_PVOC Soils Limit Group: GCV WI GRO ICAL



TestAmerica Cedar Falls
Target Compound Quantitation Report

Data File: \\ChromNA\CedarFalls\ChromData\Nutmeg\20161021-32872.b\102116_Nutmeg_022dat.d
 Lims ID: 310-91980-A-19-A
 Client ID: D-8
 Sample Type: Client
 Inject. Date: 22-Oct-2016 00:16:00 ALS Bottle#: 0 Worklist Smp#: 22
 Purge Vol: 5.000 mL Dil. Factor: 5.0000
 Sample Info: 310-0032872-022
 Misc. Info.: 310-0032872-022
 Operator ID: System Instrument ID: Nutmeg
 Method: \\ChromNA\CedarFalls\ChromData\Nutmeg\20161021-32872.b\OA1_PVOC Soils.m
 Limit Group: GCV WI GRO ICAL
 Last Update: 24-Oct-2016 09:14:54 Calib Date: 19-Oct-2016 23:55:00
 Integrator: Falcon
 Quant Method: External Standard Quant By: Initial Calibration
 Last ICal File: \\ChromNA\CedarFalls\ChromData\Nutmeg\20161019-32823.b\101916_Nutmeg_013dat.d

Column 1 : Det: IC 082012_NUTMEG_013dat-Back Signal
 Column 2 : Det: IC 082012_NUTMEG_013dat-Front Signal

Process Host: XAWRK027

First Level Reviewer: meyerch Date: 24-Oct-2016 08:51:39

Det	RT (min.)	Exp RT (min.)	Dlt RT (min.)	Response	OnCol Amt ug/l	Flags
-----	-----------	---------------	---------------	----------	----------------	-------

3 m-Xylene & p-Xylene						
1	8.836	8.840	-0.004	1775	0.5193	M
5 o-Xylene						
1	9.332	9.331	0.001	1115	0.8206	M
A 12 C6-C10 WI						
2	9.533	(4.664-14.423)		28749128	2426.9	
\$ 1 4-Bromofluorobenzene (Surr)						
1	9.866	9.864	0.002	22298	19.5	M
2	9.864	9.864	0.000	367544		
S 2 Xylenes, Total						
1					1.34	

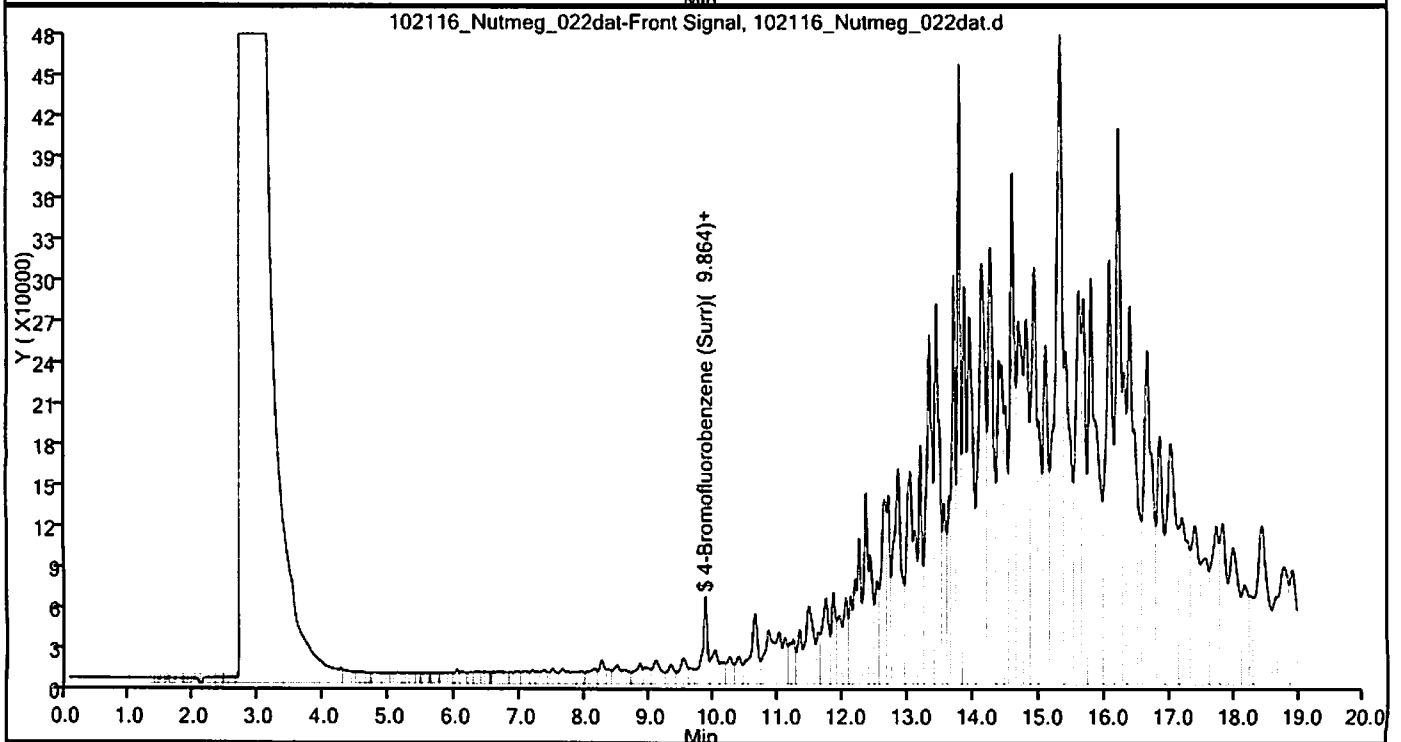
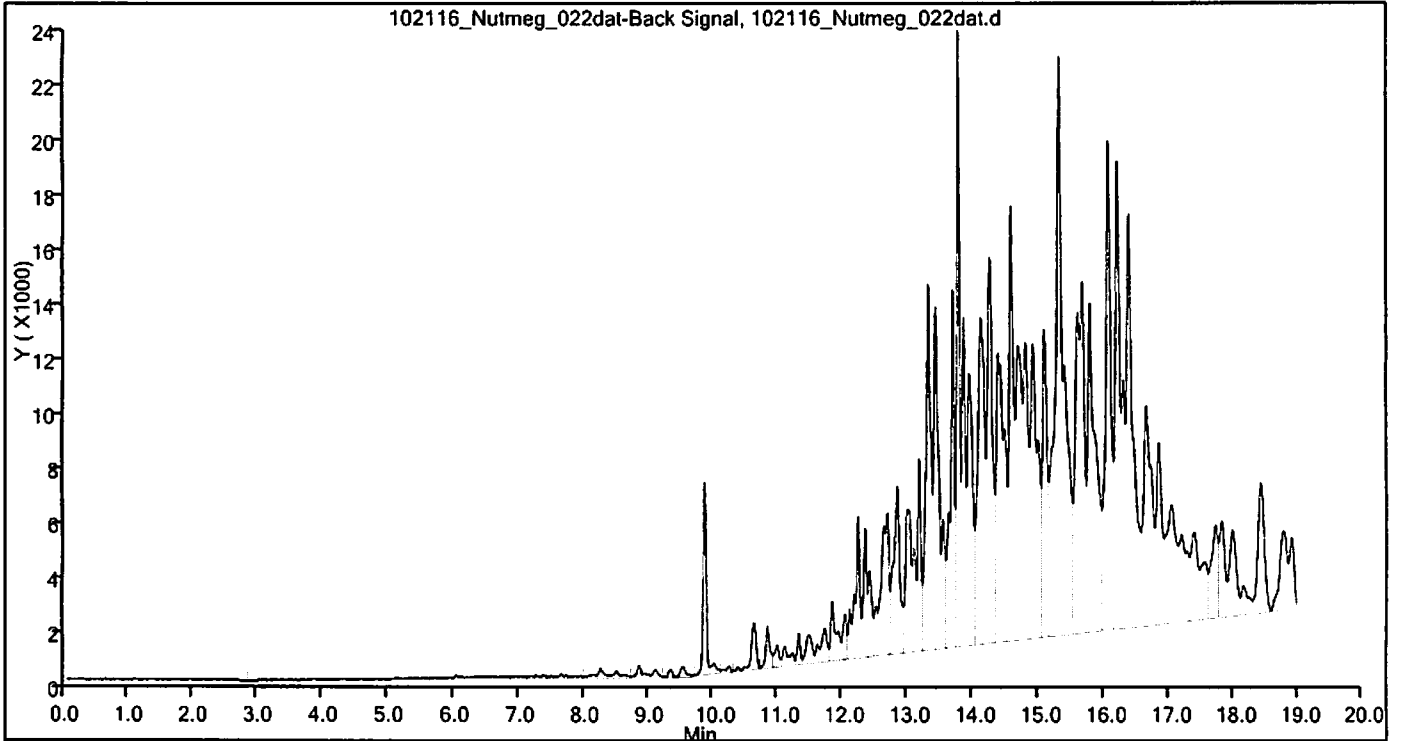
QC Flag Legend
 Review Flags
 M - Manually Integrated

Reagents:

GV_I_BFBn54_00002 Amount Added: 1.00 Units: uL Run Reagent

TestAmerica Cedar Falls

Data File: \\ChromNA\CedarFalls\ChromData\Nutmeg\20161021-32872.b\102116_Nutmeg_022dat.d
Injection Date: 22-Oct-2016 00:16:00 Instrument ID: Nutmeg
Lims ID: 310-91980-A-19-A Lab Sample ID: 310-91980-19
Client ID: D-8
Operator ID: System ALS Bottle#: 0 Worklist Smp#: 22
Purge Vol: 5.000 mL Dil. Factor: 5.0000
Method: OA1_PVOC Soils Limit Group: GCV WI GRO ICAL



TestAmerica Cedar Falls
Target Compound Quantitation Report

Data File: \\ChromNA\CedarFalls\ChromData\Nutmeg\20161024-32918.b\102416_Nutmeg_016dat.d
 Lims ID: 310-91980-A-19-B
 Client ID: D-8
 Sample Type: Client
 Inject. Date: 24-Oct-2016 19:51:00 ALS Bottle#: 0 Worklist Smp#: 16
 Purge Vol: 5.000 mL Dil. Factor: 5.0000
 Sample Info: 310-0032918-016
 Misc. Info.: 310-0032918-016
 Operator ID: System Instrument ID: Nutmeg
 Method: \\ChromNA\CedarFalls\ChromData\Nutmeg\20161024-32918.b\OA1_PVOC Soils.m
 Limit Group: GCV WI GRO ICAL
 Last Update: 25-Oct-2016 09:53:42 Calib Date: 19-Oct-2016 23:55:00
 Integrator: Falcon
 Quant Method: External Standard Quant By: Initial Calibration
 Last ICal File: \\ChromNA\CedarFalls\ChromData\Nutmeg\20161019-32823.b\101916_Nutmeg_013dat.d

Column 1 : Det: IC 082012_NUTMEG_013dat-Back Signal
 Column 2 : Det: IC 082012_NUTMEG_013dat-Front Signal
 Process Host: XAWRK023

First Level Reviewer: meyerch Date: 25-Oct-2016 09:28:36

Det	RT (min.)	Exp RT (min.)	Dlt RT (min.)	Response	OnCol Amt ug/l	Flags
-----	-----------	---------------	---------------	----------	----------------	-------

4 Benzene						M
1	5.967	5.954	0.013	199	0.2070	M
6 Toluene						M
1	7.232	7.232	0.000	408	0.5100	M
10 Ethylbenzene						M
1	8.608	8.618	-0.010	1243	1.85	M
3 m-Xylene & p-Xylene						M
1	8.835	8.836	-0.001	6720	7.16	M
5 o-Xylene						M
1	9.332	9.326	0.006	2427	2.71	M
A 12 C6-C10 WI						
2	9.527	(4.658-14.423)		24684497	2036.2	
S 1 4-Bromofluorobenzene (Surr)						M
1	9.863	9.861	0.002	22238	19.5	M
2	9.861	9.861	0.000	310053		
S 2 Xylenes, Total						
1					9.87	

QC Flag Legend

Review Flags

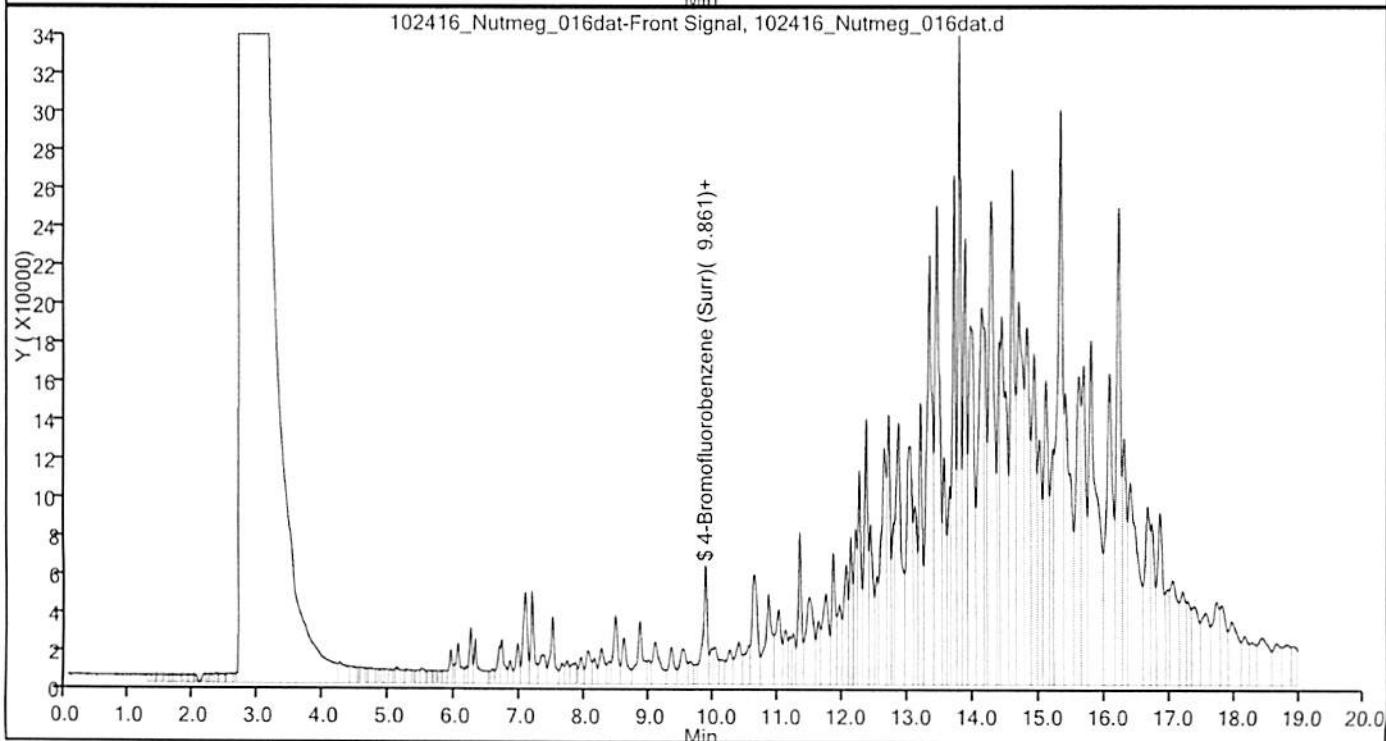
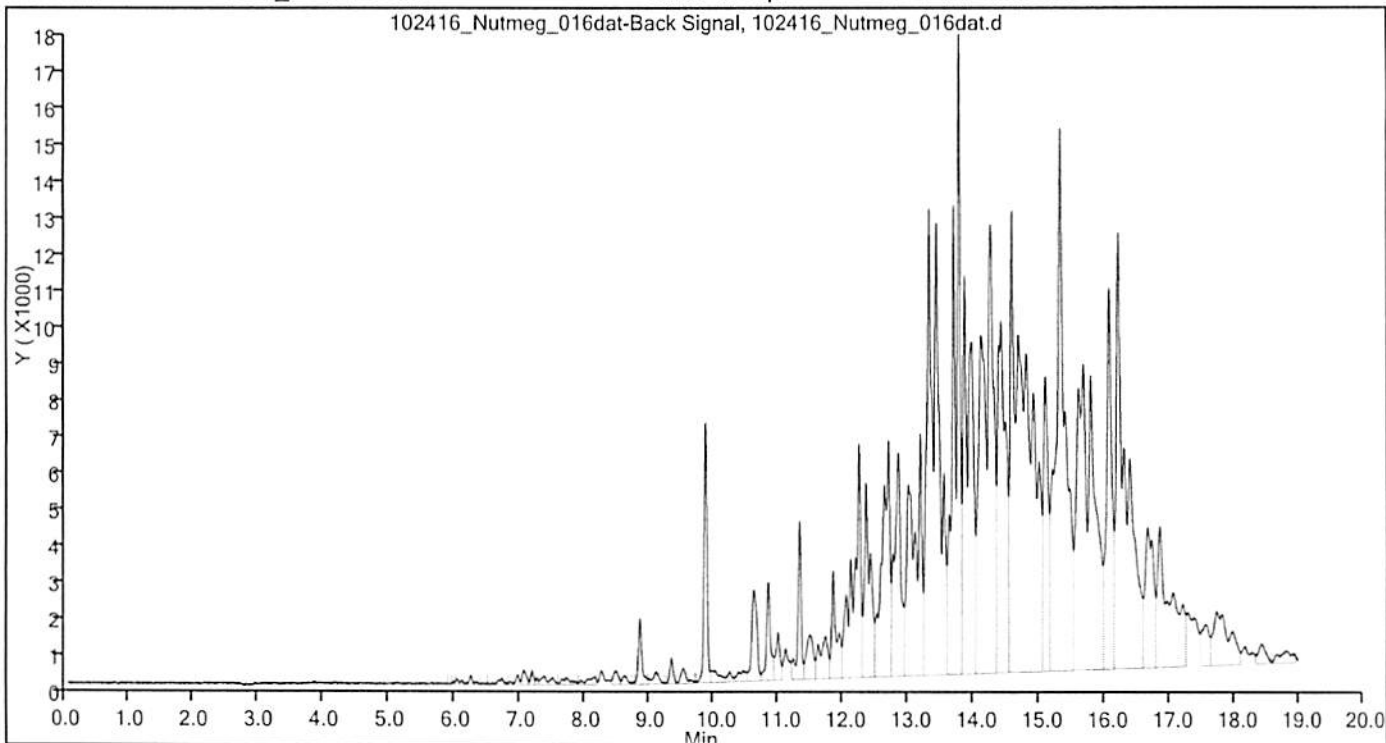
M - Manually Integrated

Reagents:

GV_I_BFBn54_00002 Amount Added: 1.00 Units: uL Run Reagent

TestAmerica Cedar Falls

Data File: \\ChromNA\CedarFalls\ChromData\Nutmeg\20161024-32918.b\102416_Nutmeg_016dat.d
Injection Date: 24-Oct-2016 19:51:00 Instrument ID: Nutmeg
Lims ID: 310-91980-A-19-B Lab Sample ID: 310-91980-19
Client ID: D-8
Operator ID: System ALS Bottle#: 0 Worklist Smp#: 16
Purge Vol: 5.000 mL Dil. Factor: 5.0000
Method: OA1_PVOC Soils Limit Group: GCV WI GRO ICAL



TestAmerica Cedar Falls
Target Compound Quantitation Report

Data File: \\ChromNA\CedarFalls\ChromData\Nutmeg\20161024-32918.b\102416_Nutmeg_016dat.d
 Lims ID: 310-91980-A-19-B
 Client ID: D-8
 Sample Type: Client
 Inject. Date: 24-Oct-2016 19:51:00 ALS Bottle#: 0 Worklist Smp#: 16
 Purge Vol: 5.000 mL Dil. Factor: 5.0000
 Sample Info: 310-0032918-016
 Misc. Info.: 310-0032918-016
 Operator ID: System Instrument ID: Nutmeg

Method: \\ChromNA\CedarFalls\ChromData\Nutmeg\20161024-32918.b\OA1_PVOC Soils.m
 Limit Group: GCV WI GRO ICAL
 Last Update: 25-Oct-2016 09:53:42 Calib Date: 19-Oct-2016 23:55:00
 Integrator: Falcon
 Quant Method: External Standard Quant By: Initial Calibration
 Last ICal File: \\ChromNA\CedarFalls\ChromData\Nutmeg\20161019-32823.b\101916_Nutmeg_013dat.d

Column 1 : Det: IC 082012_NUTMEG_013dat-Back Signal
 Column 2 : Det: IC 082012_NUTMEG_013dat-Front Signal
 Process Host: XAWRK023

First Level Reviewer: meyerch Date: 25-Oct-2016 09:28:36

Det	RT (min.)	Exp RT (min.)	Dlt RT (min.)	Response	OnCol Amt ug/l	Flags
4 Benzene						M
1	5.967	5.954	0.013	199	0.2070	M
6 Toluene						M
1	7.232	7.232	0.000	408	0.5100	M
10 Ethylbenzene						M
1	8.608	8.618	-0.010	1243	1.85	M
3 m-Xylene & p-Xylene						M
1	8.835	8.836	-0.001	6720	7.16	M
5 o-Xylene						M
1	9.332	9.326	0.006	2427	2.71	M
A 12 C6-C10 WI						
2	9.527	(4.658-14.423)		24684497	2036.2	
\$ 1 4-Bromofluorobenzene (Surr)						M
1	9.863	9.861	0.002	22238	19.5	M
2	9.861	9.861	0.000	310053		
S 2 Xylenes, Total						
1					9.87	

QC Flag Legend
 Review Flags
 M - Manually Integrated

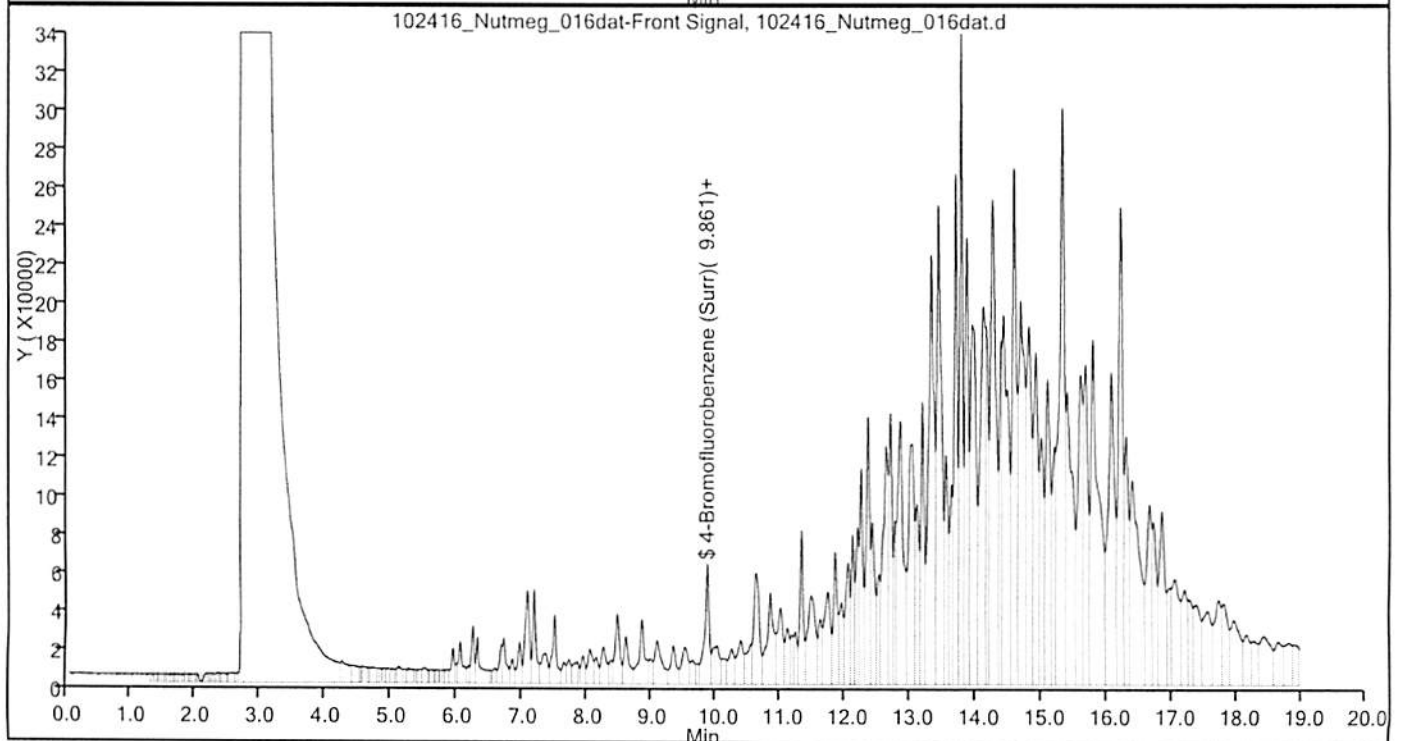
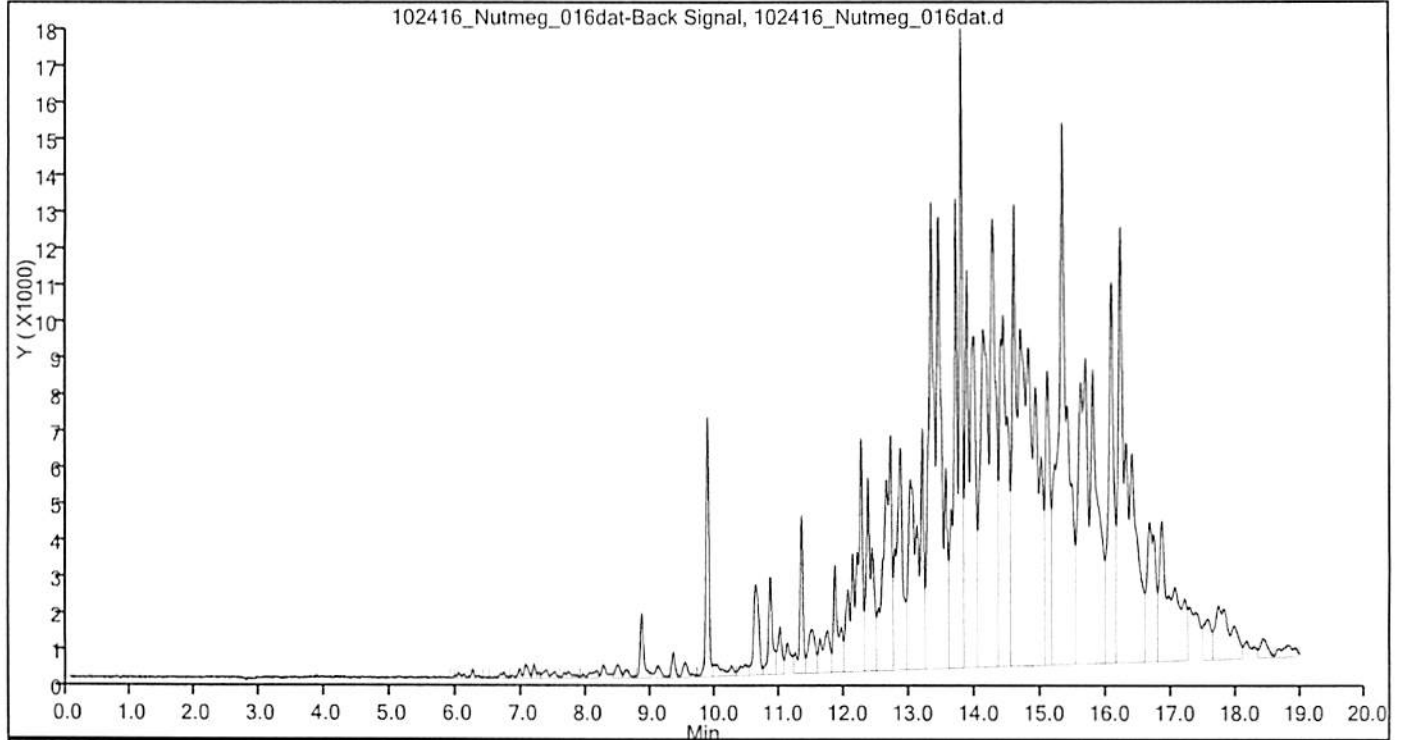
Reagents:
 GV_I_BFBn54_00002 Amount Added: 1.00 Units: uL Run Reagent

Report Date: 25-Oct-2016 09:54:11

Chrom Revision: 2.2 17-Oct-2016 09:27:18

TestAmerica Cedar Falls

Data File: \\ChromNA\CedarFalls\ChromData\Nutmeg\20161024-32918.b\102416_Nutmeg_016dat.d
Injection Date: 24-Oct-2016 19:51:00 Instrument ID: Nutmeg
Lims ID: 310-91980-A-19-B Lab Sample ID: 310-91980-19
Client ID: D-8
Operator ID: System ALS Bottle#: 0 Worklist Smp#: 16
Purge Vol: 5.000 mL Dil. Factor: 5.0000
Method: OA1_PVOC Soils Limit Group: GCV WI GRO ICAL



TestAmerica Cedar Falls
Target Compound Quantitation Report

Data File: \\ChromNA\CedarFalls\ChromData\Nutmeg\20161021-32872.b\102116_Nutmeg_012dat.d
Lims ID: 310-91980-A-20-A
Client ID: D-9
Sample Type: Client
Inject. Date: 21-Oct-2016 19:28:00 ALS Bottle#: 0 Worklist Smp#: 12
Purge Vol: 5.000 mL Dil. Factor: 1.0000
Sample Info: 310-0032872-012
Misc. Info.: 310-0032872-012
Operator ID: System Instrument ID: Nutmeg
Method: \\ChromNA\CedarFalls\ChromData\Nutmeg\20161021-32872.b\OA1_PVOC Soils.m
Limit Group: GCV WI GRO ICAL
Last Update: 24-Oct-2016 09:14:54 Calib Date: 19-Oct-2016 23:55:00
Integrator: Falcon
Quant Method: External Standard Quant By: Initial Calibration
Last ICal File: \\ChromNA\CedarFalls\ChromData\Nutmeg\20161019-32823.b\101916_Nutmeg_013dat.d

Column 1 : Det: IC 082012_NUTMEG_013dat-Back Signal
Column 2 : Det: IC 082012_NUTMEG_013dat-Front Signal
Process Host: XAWRK027

First Level Reviewer: meyerch Date: 24-Oct-2016 08:37:25

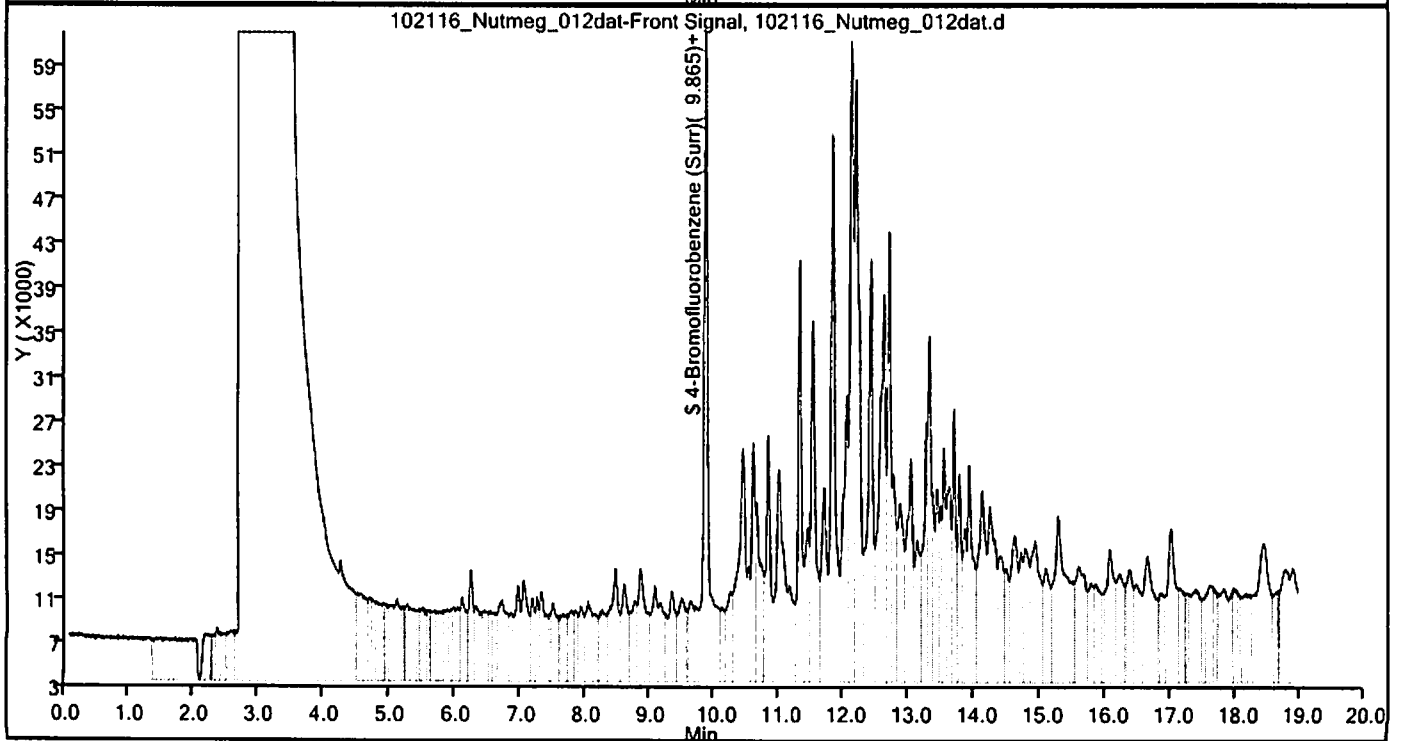
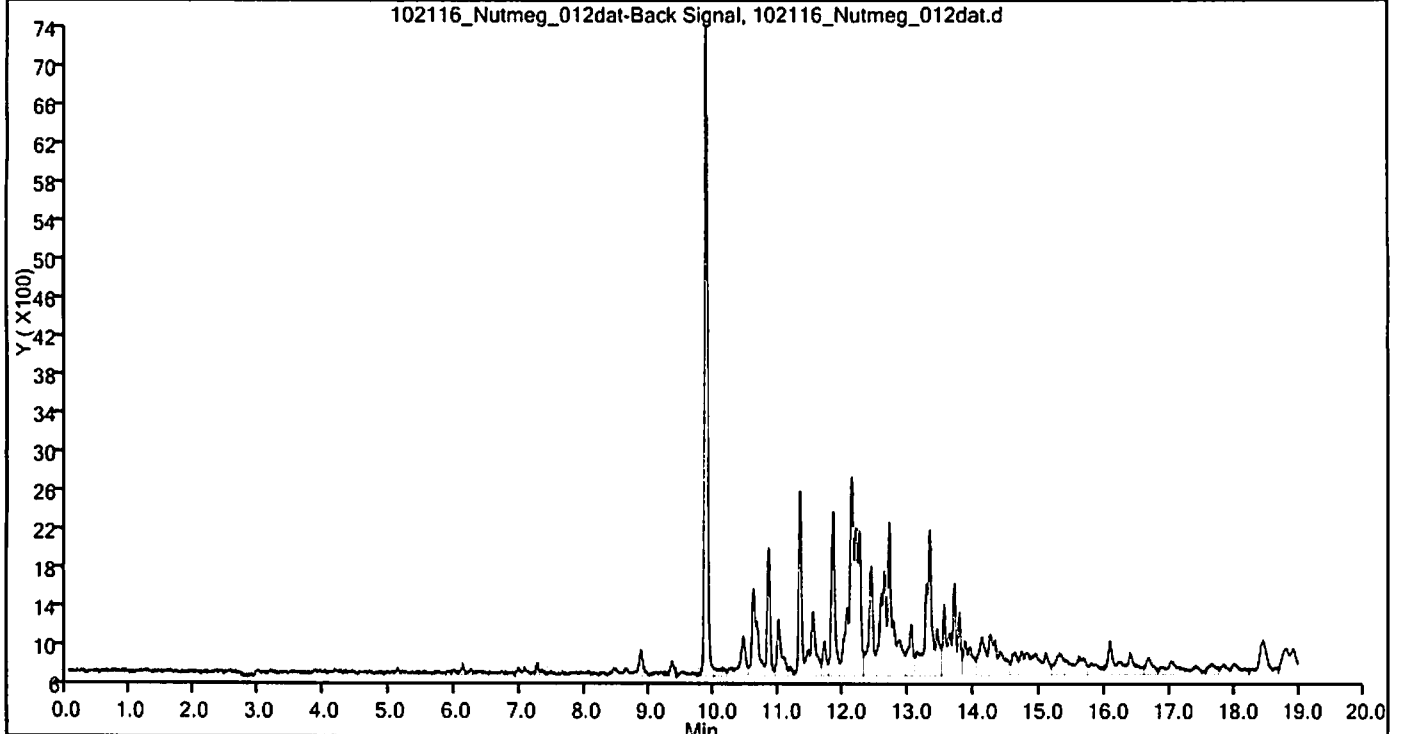
Det	RT (min.)	Exp RT (min.)	Dlt RT (min.)	Response	OnCol Amt ug/l	Flags
6 Toluene						M
1	7.239	7.234	0.005	309	0.3863	M
3 m-Xylene & p-Xylene						M
1	8.848	8.840	0.008	1055	-0.4470	M
5 o-Xylene						M
1	9.339	9.331	0.008	582	0.0531	M
A 12 C6-C10 WI						
2	9.544	(4.664-14.423)		6598326	297.9	
\$ 1 4-Bromofluorobenzene (Surr)						M
1	9.865	9.864	0.001	21435	18.8	M
2	9.865	9.864	0.001	307372		
S 2 Xylenes, Total						
1					-0.3939	

QC Flag Legend
Review Flags
M - Manually Integrated

Reagents:
GV_I_BFBn54_00002 Amount Added: 1.00 Units: uL Run Reagent

TestAmerica Cedar Falls

Data File: \\ChromNA\CedarFalls\ChromData\Nutmeg\20161021-32872.b\102116_Nutmeg_012dat.d
Injection Date: 21-Oct-2016 19:28:00 Instrument ID: Nutmeg
Lims ID: 310-91980-A-20-A Lab Sample ID: 310-91980-20
Client ID: D-9
Operator ID: System ALS Bottle#: 0 Worklist Smp#: 12
Purge Vol: 5.000 mL Dil. Factor: 1.0000
Method: OA1_PVOC Soils Limit Group: GCV WI GRO ICAL



TestAmerica Cedar Falls
Target Compound Quantitation Report

Data File: \\ChromNA\CedarFalls\ChromData\Nutmeg\20161024-32918.b\102416_Nutmeg_012dat.d
 Lims ID: 310-91980-A-20-B
 Client ID: D-9
 Sample Type: Client
 Inject. Date: 24-Oct-2016 17:55:00 ALS Bottle#: 0 Worklist Smp#: 12
 Purge Vol: 5.000 mL Dil. Factor: 1.0000
 Sample Info: 310-0032918-012
 Misc. Info.: 310-0032918-012
 Operator ID: System Instrument ID: Nutmeg
 Method: \\ChromNA\CedarFalls\ChromData\Nutmeg\20161024-32918.b\OA1_PVOC Soils.m
 Limit Group: GCV WI GRO ICAL
 Last Update: 25-Oct-2016 09:53:42 Calib Date: 19-Oct-2016 23:55:00
 Integrator: Falcon
 Quant Method: External Standard Quant By: Initial Calibration
 Last ICal File: \\ChromNA\CedarFalls\ChromData\Nutmeg\20161019-32823.b\101916_Nutmeg_013dat.d

Column 1 : Det: IC 082012_NUTMEG_013dat-Back Signal
 Column 2 : Det: IC 082012_NUTMEG_013dat-Front Signal
 Process Host: XAWRK023

First Level Reviewer: meyerch Date: 25-Oct-2016 09:23:28

Det	RT (min.)	Exp RT (min.)	Dlt RT (min.)	Response	OnCol Amt ug/l	Flags
4 Benzene						M
1	5.958	5.954	0.004	186	0.1935	M
6 Toluene						M
1	7.238	7.232	0.006	604	0.7550	M
10 Ethylbenzene						M
1	8.591	8.618	-0.027	891	1.33	M
3 m-Xylene & p-Xylene						M
1	8.842	8.836	0.006	2250	1.16	M
5 o-Xylene						M
1	9.329	9.326	0.003	765	0.3167	M
A 12 C6-C10 WI						
2	9.540	(4.658-14.423)		9176770	545.7	
\$ 1 4-Bromofluorobenzene (Surr)						M
1	9.861	9.861	0.000	24481	21.4	M
2	9.860	9.861	-0.001	279922		
S 2 Xylenes, Total						
1					1.47	

QC Flag Legend
 Review Flags
 M - Manually Integrated

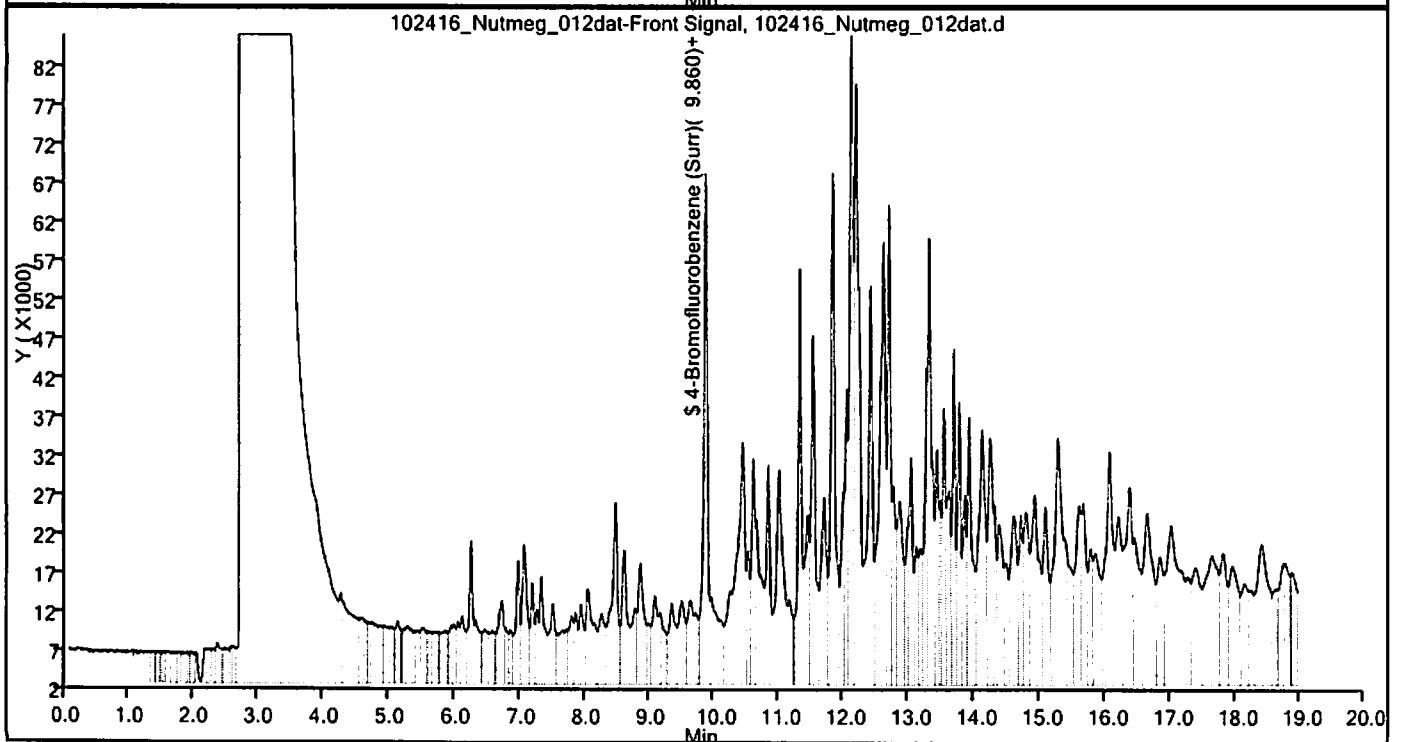
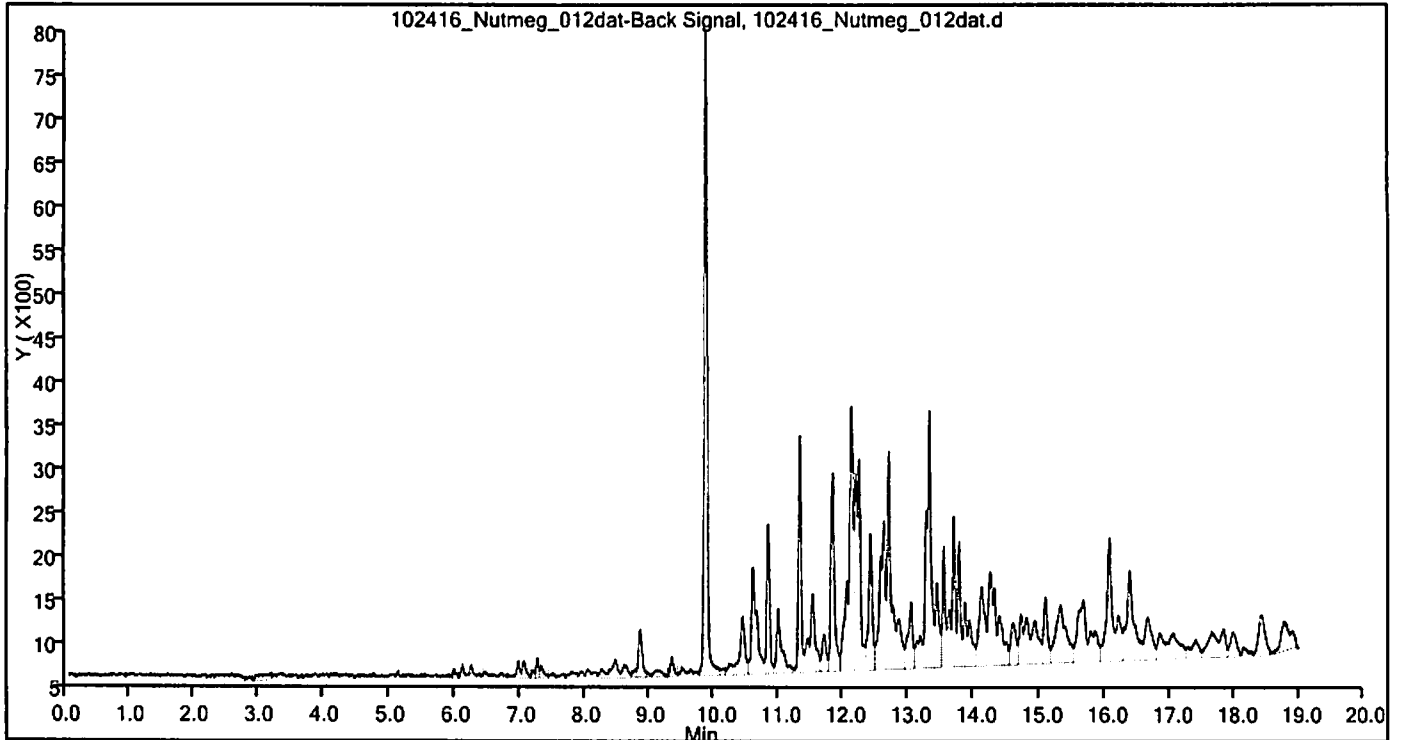
Reagents:
 GV_I_BFBn54_00002 Amount Added: 1.00 Units: uL Run Reagent

Report Date: 25-Oct-2016 09:54:00

Chrom Revision: 2.2 17-Oct-2016 09:27:18

TestAmerica Cedar Falls

Data File: \\ChromNA\CedarFalls\ChromData\Nutmeg\20161024-32918.b\102416_Nutmeg_012dat.d
Injection Date: 24-Oct-2016 17:55:00 Instrument ID: Nutmeg
Lims ID: 310-91980-A-20-B Lab Sample ID: 310-91980-20
Client ID: D-9
Operator ID: System ALS Bottle#: 0 Worklist Smp#: 12
Purge Vol: 5.000 mL Dil. Factor: 1.0000
Method: OA1_PVOC Soils Limit Group: GCV WI GRO ICAL



TestAmerica Cedar Falls
Target Compound Quantitation Report

Data File: \\ChromNA\CedarFalls\ChromData\Nutmeg\20161024-32918.b\102416_Nutmeg_012dat.d
 Lims ID: 310-91980-A-20-B
 Client ID: D-9
 Sample Type: Client
 Inject. Date: 24-Oct-2016 17:55:00 ALS Bottle#: 0 Worklist Smp#: 12
 Purge Vol: 5.000 mL Dil. Factor: 1.0000
 Sample Info: 310-0032918-012
 Misc. Info.: 310-0032918-012
 Operator ID: System Instrument ID: Nutmeg
 Method: \\ChromNA\CedarFalls\ChromData\Nutmeg\20161024-32918.b\OA1_PVOC Soils.m
 Limit Group: GCV WI GRO ICAL
 Last Update: 25-Oct-2016 09:53:42 Calib Date: 19-Oct-2016 23:55:00
 Integrator: Falcon
 Quant Method: External Standard Quant By: Initial Calibration
 Last ICal File: \\ChromNA\CedarFalls\ChromData\Nutmeg\20161019-32823.b\101916_Nutmeg_013dat.d

Column 1 : Det: IC 082012_NUTMEG_013dat-Back Signal
 Column 2 : Det: IC 082012_NUTMEG_013dat-Front Signal
 Process Host: XAWRK023

First Level Reviewer: meyerch Date: 25-Oct-2016 09:23:28

Det	RT (min.)	Exp RT (min.)	Dlt RT (min.)	Response	OnCol Amt ug/l	Flags
4 Benzene						M
1	5.958	5.954	0.004	186	0.1935	M
6 Toluene						M
1	7.238	7.232	0.006	604	0.7550	M
10 Ethylbenzene						M
1	8.591	8.618	-0.027	891	1.33	M
3 m-Xylene & p-Xylene						M
1	8.842	8.836	0.006	2250	1.16	M
5 o-Xylene						M
1	9.329	9.326	0.003	765	0.3167	M
A 12 C6-C10 WI						
2	9.540	(4.658-14.423)		9176770	545.7	
\$ 1 4-Bromofluorobenzene (Surr)						M
1	9.861	9.861	0.000	24481	21.4	M
2	9.860	9.861	-0.001	279922		
S 2 Xylenes, Total						
1					1.47	

QC Flag Legend
 Review Flags
 M - Manually Integrated

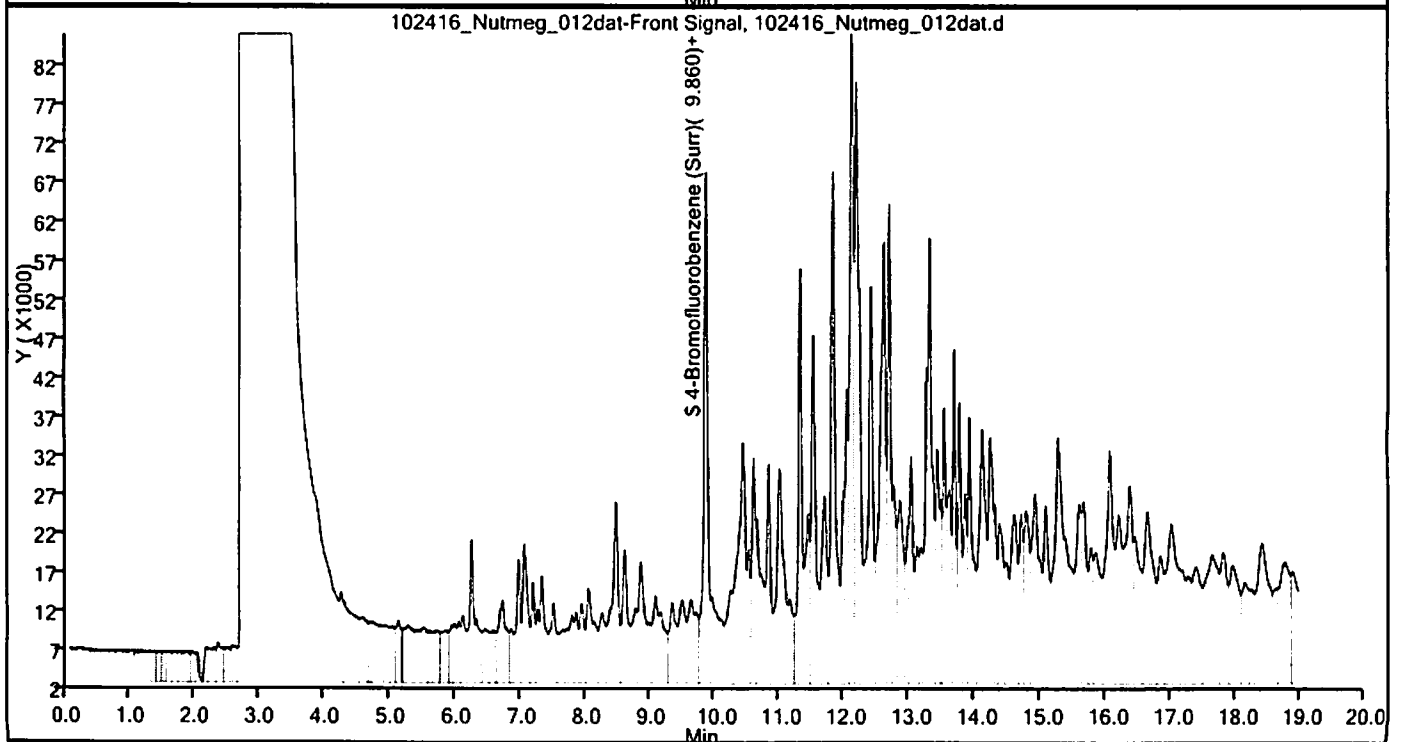
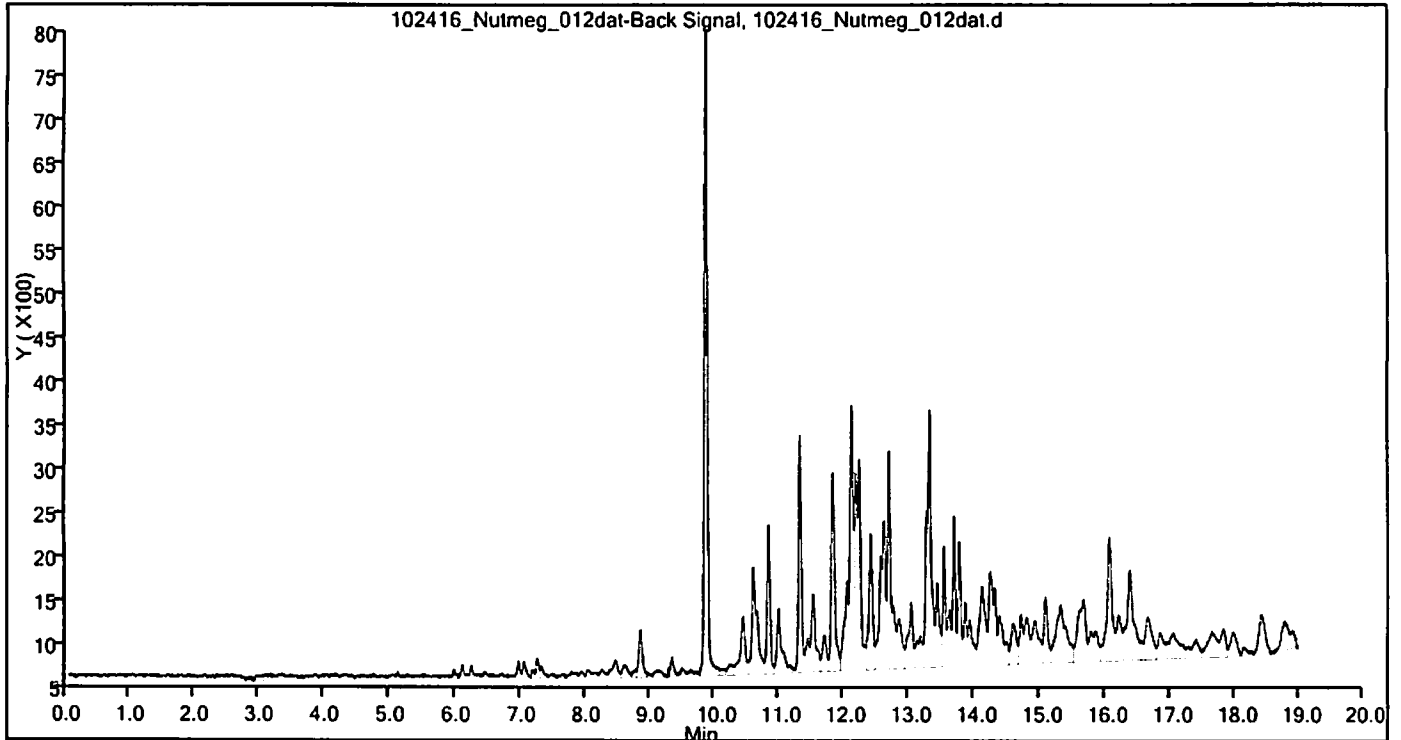
Reagents:
 GV_I_BFBn54_00002 Amount Added: 1.00 Units: uL Run Reagent

Report Date: 25-Oct-2016 09:54:01

Chrom Revision: 2.2 17-Oct-2016 09:27:18

TestAmerica Cedar Falls

Data File: \\ChromNA\CedarFalls\ChromData\Nutmeg\20161024-32918.b\102416_Nutmeg_012dat.d
Injection Date: 24-Oct-2016 17:55:00 Instrument ID: Nutmeg
Lims ID: 310-91980-A-20-B Lab Sample ID: 310-91980-20
Client ID: D-9
Operator ID: System ALS Bottle#: 0 Worklist Smp#: 12
Purge Vol: 5.000 mL Dil. Factor: 1.0000
Method: OA1_PVOC Soils Limit Group: GCV WI GRO ICAL



TestAmerica Cedar Falls
Target Compound Quantitation Report

Data File: \\ChromNA\CedarFalls\ChromData\Nutmeg\20161021-32872.b\102116_Nutmeg_013dat.d
 Lims ID: 310-91980-A-21-A
 Client ID: D-10
 Sample Type: Client
 Inject. Date: 21-Oct-2016 19:57:00 ALS Bottle#: 0 Worklist Smp#: 13
 Purge Vol: 5.000 mL Dil. Factor: 1.0000
 Sample Info: 310-0032872-013
 Misc. Info.: 310-0032872-013
 Operator ID: System Instrument ID: Nutmeg
 Method: \\ChromNA\CedarFalls\ChromData\Nutmeg\20161021-32872.b\OA1_PVOC Soils.m
 Limit Group: GCV WI GRO ICAL
 Last Update: 24-Oct-2016 09:14:54 Calib Date: 19-Oct-2016 23:55:00
 Integrator: Falcon
 Quant Method: External Standard Quant By: Initial Calibration
 Last ICal File: \\ChromNA\CedarFalls\ChromData\Nutmeg\20161019-32823.b\101916_Nutmeg_013dat.d

Column 1 : Det: IC 082012_NUTMEG_013dat-Back Signal
 Column 2 : Det: IC 082012_NUTMEG_013dat-Front Signal
 Process Host: XAWRK027

First Level Reviewer: meyerch Date: 24-Oct-2016 08:38:52

Det	RT (min.)	Exp RT (min.)	Dlt RT (min.)	Response	OnCol Amt ug/l	Flags
-----	-----------	---------------	---------------	----------	----------------	-------

6 Toluene						M
1	7.235	7.234	0.001	407	0.5088	M
10 Ethylbenzene						M
1	8.617	8.623	-0.006	854	1.27	M
3 m-Xylene & p-Xylene						M
1	8.838	8.840	-0.002	5593	5.64	M
5 o-Xylene						M
1	9.327	9.331	-0.004	3373	4.07	M
A 12 C6-C10 WI						
2	9.544	(4.664-14.423)		60318144	5461.1	
\$ 1 4-Bromofluorobenzene (Surr)						M
1	9.864	9.864	0.000	25266	22.1	M
2	9.860	9.864	-0.004	477886		
S 2 Xylenes, Total						
1					9.72	

QC Flag Legend

Review Flags

M - Manually Integrated

Reagents:

GV_I_BFBn54_00002 Amount Added: 1.00 Units: uL Run Reagent

TestAmerica Cedar Falls

Data File: \\ChromNA\CedarFalls\ChromData\Nutmeg\20161021-32872.b\102116_Nutmeg_013dat.d

Injection Date: 21-Oct-2016 19:57:00

Instrument ID: Nutmeg

Lims ID: 310-91980-A-21-A

Lab Sample ID: 310-91980-21

Client ID: D-10

Operator ID: System

ALS Bottle#: 0

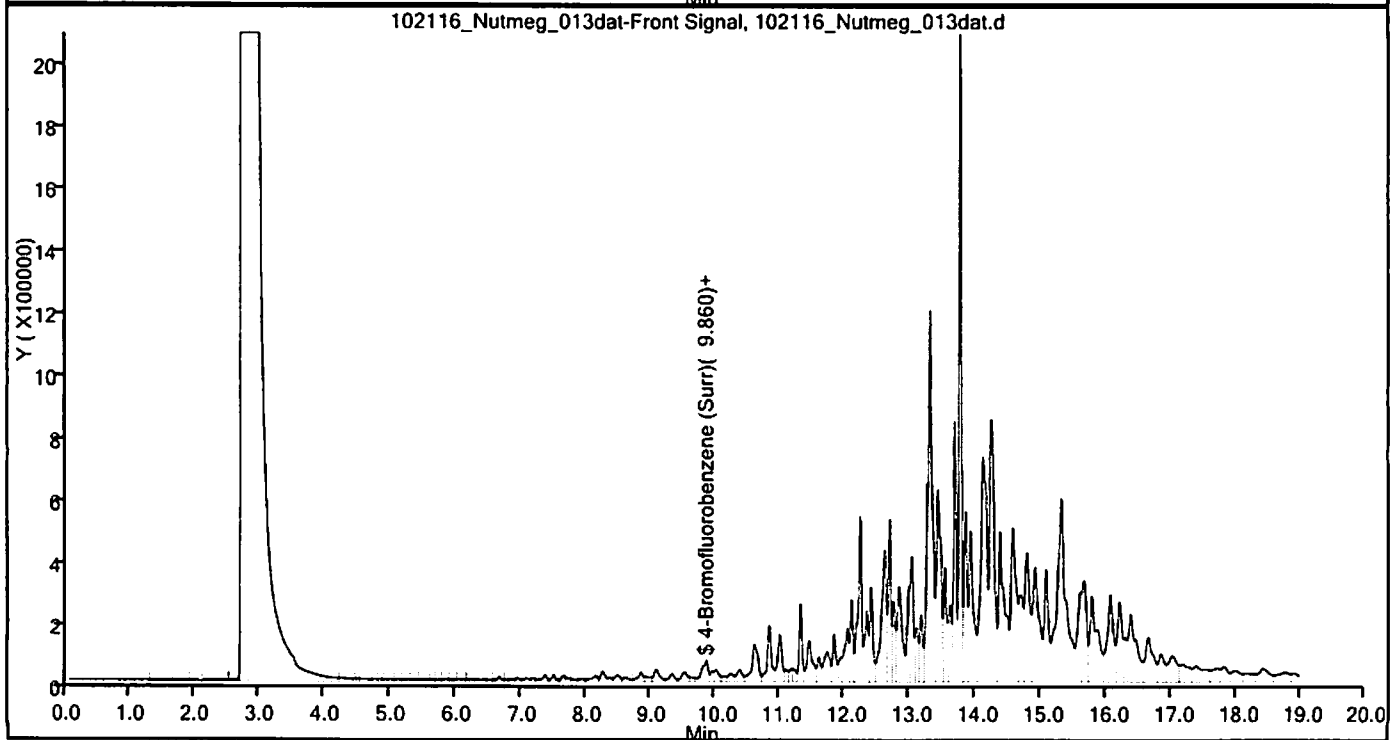
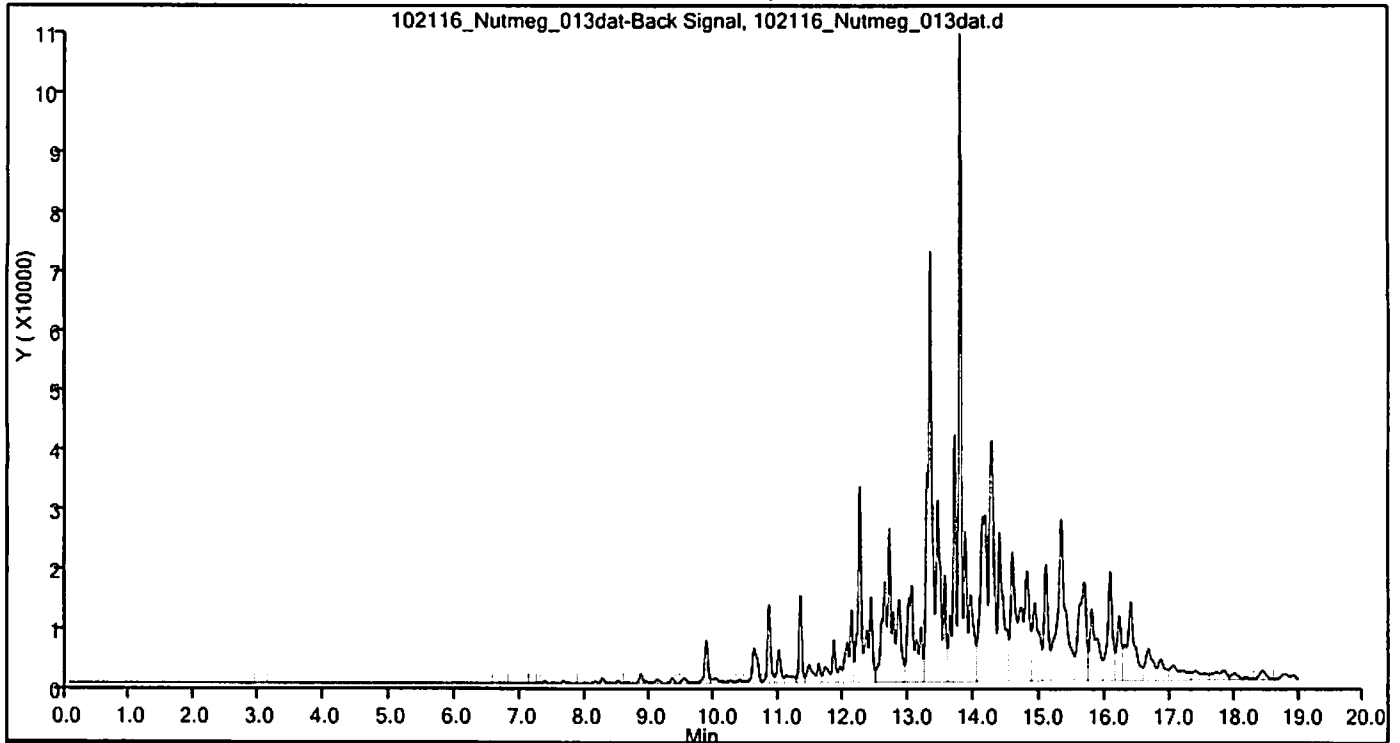
Worklist Smp#: 13

Purge Vol: 5.000 mL

Dil. Factor: 1.0000

Method: OA1_PVOC Soils

Limit Group: GCV WI GRO ICAL



TestAmerica Cedar Falls
Target Compound Quantitation Report

Data File: \\ChromNA\CedarFalls\ChromData\Nutmeg\20161024-32918.b\102416_Nutmeg_024dat.d
 Lims ID: 310-91980-A-21-B
 Client ID: D-10
 Sample Type: Client
 Inject. Date: 24-Oct-2016 23:41:00 ALS Bottle#: 0 Worklist Smp#: 24
 Purge Vol: 5.000 mL Dil. Factor: 10.0000
 Sample Info: 310-0032918-024
 Misc. Info.: 310-0032918-024
 Operator ID: System Instrument ID: Nutmeg
 Method: \\ChromNA\CedarFalls\ChromData\Nutmeg\20161024-32918.b\OA1_PVOC Soils.m
 Limit Group: GCV WI GRO ICAL
 Last Update: 25-Oct-2016 09:53:42 Calib Date: 19-Oct-2016 23:55:00
 Integrator: Falcon
 Quant Method: External Standard Quant By: Initial Calibration
 Last ICal File: \\ChromNA\CedarFalls\ChromData\Nutmeg\20161019-32823.b\101916_Nutmeg_013dat.d

Column 1 : Det: IC 082012_NUTMEG_013dat-Back Signal
 Column 2 : Det: IC 082012_NUTMEG_013dat-Front Signal
 Process Host: XAWRK023

First Level Reviewer: meyerch Date: 25-Oct-2016 09:43:41

Det	RT (min.)	Exp RT (min.)	Dlt RT (min.)	Response	OnCol Amt ug/l	Flags
-----	-----------	---------------	---------------	----------	----------------	-------

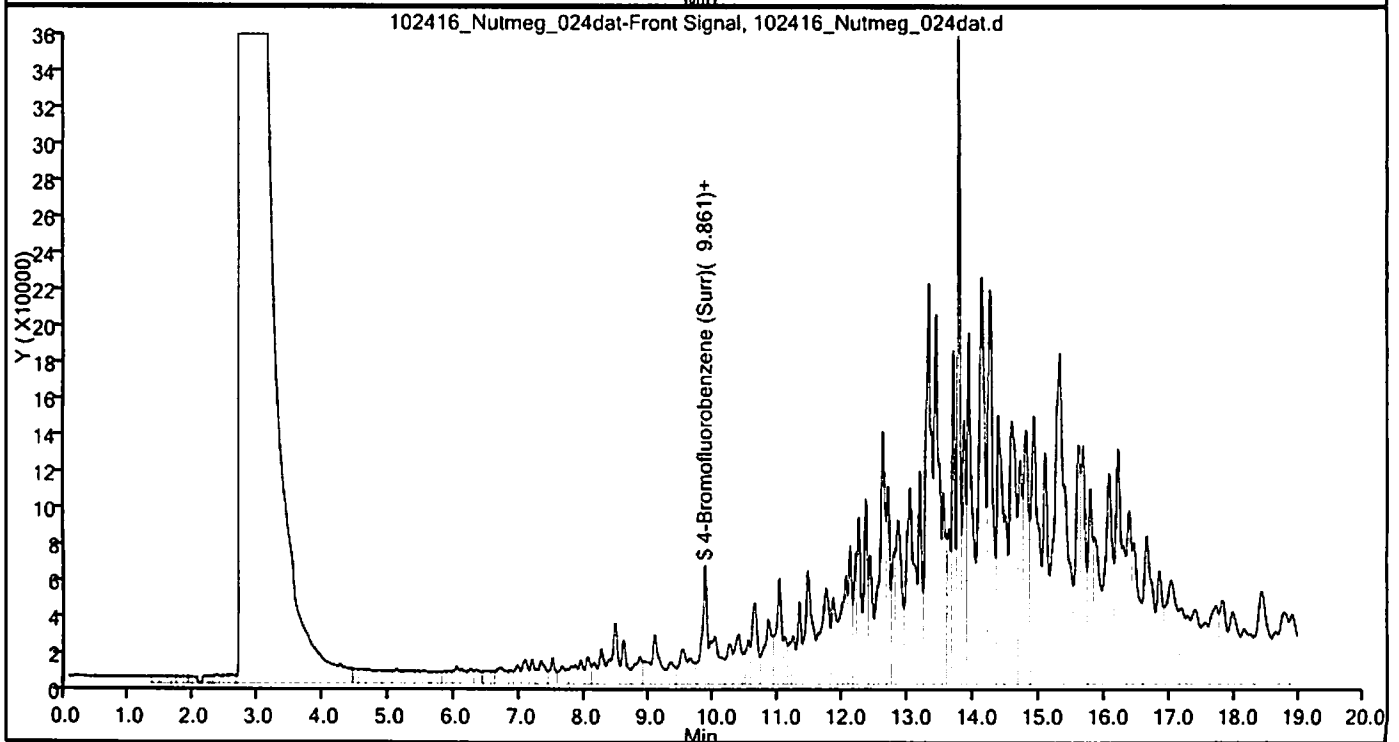
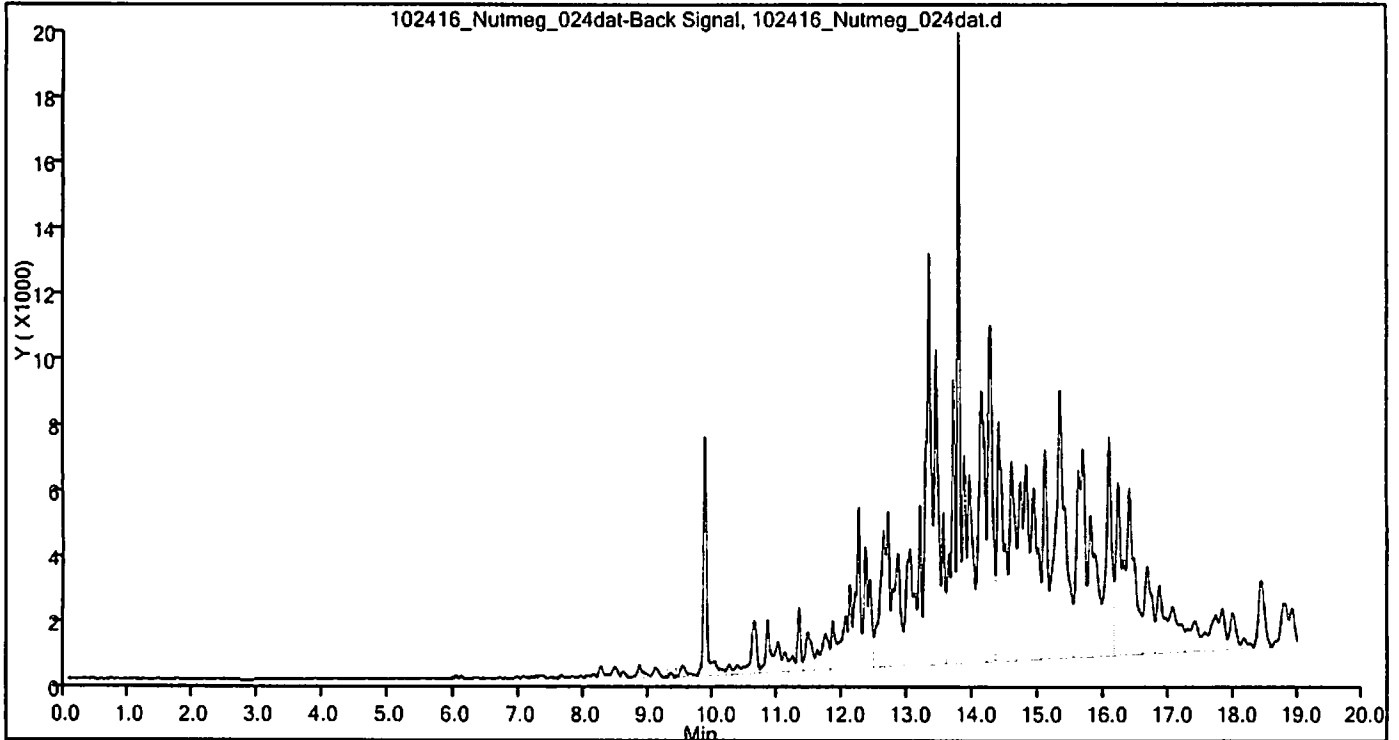
4 Benzene						M
1	5.956	5.954	0.002	106	0.1103	M
6 Toluene						M
1	7.232	7.232	0.000	220	0.2750	M
10 Ethylbenzene						M
1	8.585	8.618	-0.033	897	1.34	M
3 m-Xylene & p-Xylene						M
1	8.843	8.836	0.007	1556	0.2254	M
5 o-Xylene						M
1	9.325	9.326	-0.001	549	0.005627	M
A 12 C6-C10 WI						
2	9.569	(4.658-14.423)		21544199	1734.4	
\$ 1 4-Bromofluorobenzene (Surr)						M
1	9.861	9.861	0.000	22493	19.7	M
2	9.861	9.861	0.000	337356		
S 2 Xylenes, Total						
1					0.2310	

QC Flag Legend
 Review Flags
 M - Manually Integrated

Reagents:
 GV_I_BFBn54_00002 Amount Added: 1.00 Units: uL Run Reagent

TestAmerica Cedar Falls

Data File: \\ChromNA\CedarFalls\ChromData\Nutmeg\20161024-32918.b\102416_Nutmeg_024dat.d
Injection Date: 24-Oct-2016 23:41:00 Instrument ID: Nutmeg
Lims ID: 310-91980-A-21-B Lab Sample ID: 310-91980-21
Client ID: D-10
Operator ID: System ALS Bottle#: 0 Worklist Smp#: 24
Purge Vol: 5.000 mL Dil. Factor: 10.0000
Method: OA1_PVOC Soils Limit Group: GCV WI GRO ICAL



**TestAmerica Cedar Falls
Target Compound Quantitation Report**

Data File: \\ChromNA\CedarFalls\ChromData\Nutmeg\20161024-32918.b\102416_Nutmeg_024dat.d
 Lims ID: 310-91980-A-21-B
 Client ID: D-10
 Sample Type: Client
 Inject. Date: 24-Oct-2016 23:41:00 ALS Bottle#: 0 Worklist Smp#: 24
 Purge Vol: 5.000 mL Dil. Factor: 10.0000
 Sample Info: 310-0032918-024
 Misc. Info.: 310-0032918-024
 Operator ID: System Instrument ID: Nutmeg
 Method: \\ChromNA\CedarFalls\ChromData\Nutmeg\20161024-32918.b\OA1_PVOC Soils.m
 Limit Group: GCV WI GRO ICAL
 Last Update: 25-Oct-2016 09:53:42 Calib Date: 19-Oct-2016 23:55:00
 Integrator: Falcon
 Quant Method: External Standard Quant By: Initial Calibration
 Last ICAL File: \\ChromNA\CedarFalls\ChromData\Nutmeg\20161019-32823.b\101916_Nutmeg_013dat.d

Column 1 : Det: IC 082012_NUTMEG_013dat-Back Signal
 Column 2 : Det: IC 082012_NUTMEG_013dat-Front Signal
 Process Host: XAWRK023

First Level Reviewer: meyerch Date: 25-Oct-2016 09:43:41

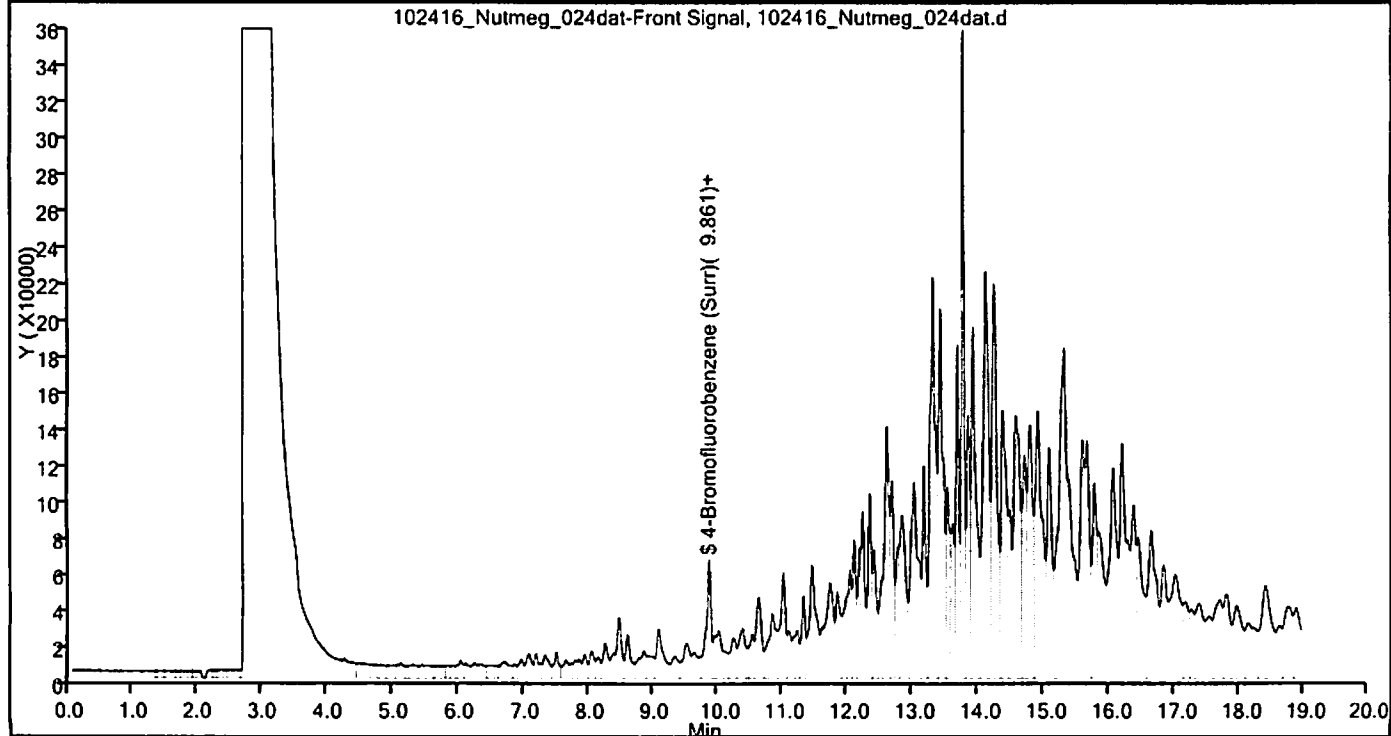
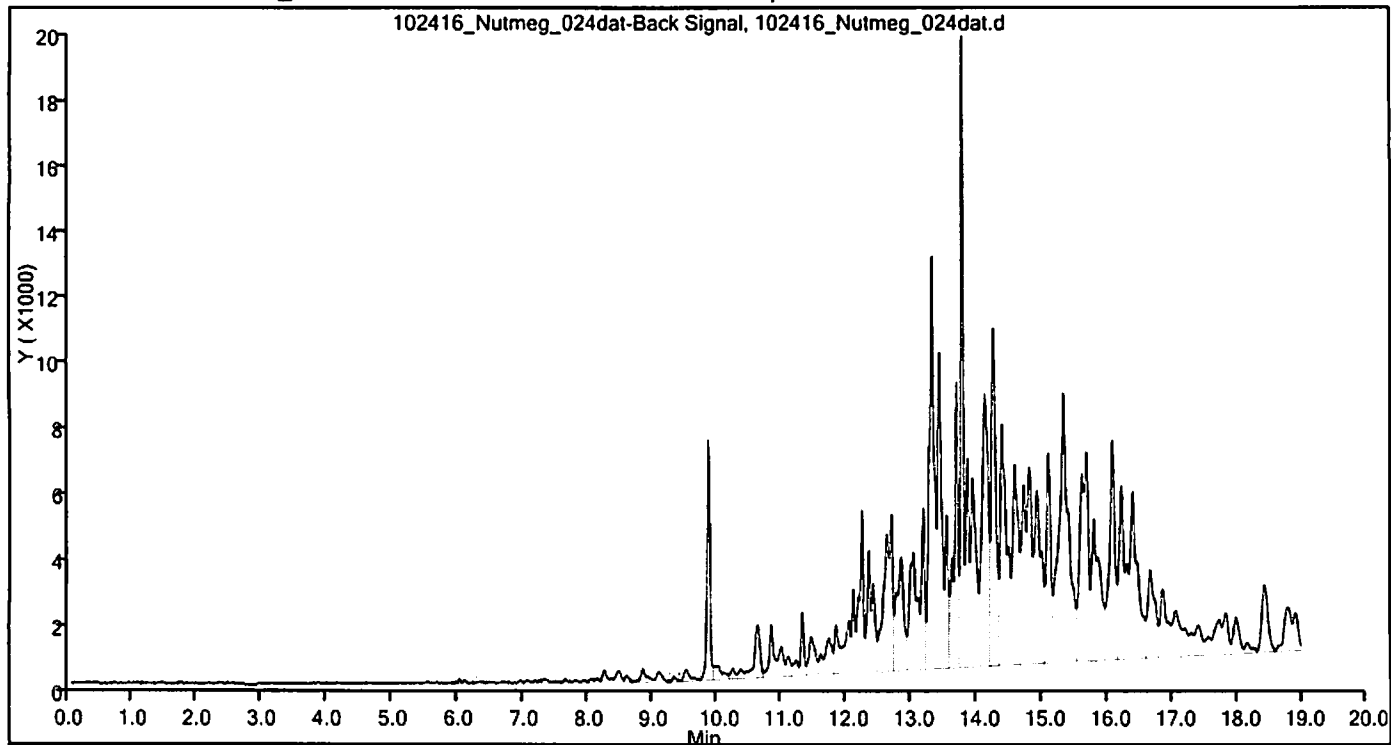
Det	RT (min.)	Exp RT (min.)	Dlt RT (min.)	Response	OnCol Amt ug/l	Flags
4 Benzene						M
1	5.956	5.954	0.002	106	0.1103	M
6 Toluene						M
1	7.232	7.232	0.000	220	0.2750	M
10 Ethylbenzene						M
1	8.585	8.618	-0.033	897	1.34	M
3 m-Xylene & p-Xylene						M
1	8.843	8.836	0.007	1556	0.2254	M
5 o-Xylene						M
1	9.325	9.326	-0.001	549	0.005627	M
A 12 C6-C10 WI						
2	9.569	(4.658-14.423)		21544199	1734.4	
\$ 1 4-Bromofluorobenzene (Surr)						M
1	9.861	9.861	0.000	22493	19.7	M
2	9.861	9.861	0.000	337356		
S 2 Xylenes, Total						
1					0.2310	

QC Flag Legend
 Review Flags
 M - Manually Integrated

Reagents:
 GV_I_BFBn54_00002 Amount Added: 1.00 Units: uL Run Reagent

TestAmerica Cedar Falls

Data File: \\ChromNA\CedarFalls\ChromData\Nutmeg\20161024-32918.b\102416_Nutmeg_024dat.d
Injection Date: 24-Oct-2016 23:41:00 Instrument ID: Nutmeg
Lims ID: 310-91980-A-21-B Lab Sample ID: 310-91980-21
Client ID: D-10
Operator ID: System ALS Bottle#: 0 Worklist Smp#: 24
Purge Vol: 5.000 mL Dil. Factor: 10.0000
Method: OA1_PVOC Soils Limit Group: GCV WI GRO ICAL



TestAmerica Cedar Falls
Target Compound Quantitation Report

Data File: \\ChromNA\CedarFalls\ChromData\Cinnamon\20161021-32870.b\102116_CINNAMON_028.d
 Lims ID: ccv
 Client ID:
 Sample Type: CCV
 Inject. Date: 22-Oct-2016 04:49:00 ALS Bottle#: 0 Worklist Smp#: 28
 Purge Vol: 5.000 mL Dil. Factor: 1.0000
 Sample Info: 310-0032870-028
 Misc. Info.: 310-0032870-028
 Operator ID: System Instrument ID: Cinnamon
 Sublist: chrom-GRO SOILS*sub2
 Method: \\ChromNA\CedarFalls\ChromData\Cinnamon\20161021-32870.b\GRO SOILS.m
 Limit Group: GCV WI GRO ICAL
 Last Update: 24-Oct-2016 08:03:08 Calib Date: 10-Oct-2016 21:53:00
 Integrator: Falcon
 Quant Method: External Standard Quant By: Initial Calibration
 Last ICal File: \\ChromNA\CedarFalls\ChromData\Cinnamon\20161010-32606.b\101016_CINNAMON_015.d
 Column 1 : Det: IC 091812_cinnamon_029-FID
 Column 2 : Det: IC 091812_cinnamon_029-PID
 Process Host: XAWRK027

First Level Reviewer: meyerch Date: 24-Oct-2016 08:00:01

Det	RT (min.)	Exp RT (min.)	Dlt RT (min.)	Response	Cal Amt ug/l	OnCol Amt ug/l	Flags
11 Methyl tert-butyl ether							
2	9.594	9.600	-0.006	15959362	80.0	74.6	M
1	9.595	9.600	-0.005	4436992			
5 Benzene							
2	12.323	12.335	-0.012	38062419	80.0	81.7	M
8 Toluene							
2	14.896	14.900	-0.004	31685856	80.0	82.2	M
12 Ethylbenzene							
2	16.917	16.920	-0.003	23273783	80.0	84.0	M
4 m-Xylene & p-Xylene							
2	17.075	17.078	-0.003	53403390	160.0	162.2	M
A 3 C6-C10 WI							
1	17.196	(9.513-24.893)		42026266	800.0	850.7	
6 o-Xylene							
2	17.627	17.629	-0.002	24724532	80.0	81.6	M
\$ 1 4-Bromofluorobenzene (Surr)							
2	18.349	18.349	0.000	7281961	20.0	21.8	M
1	18.352	18.349	0.003	499541			
10 1,3,5-Trimethylbenzene							
2	18.931	18.931	0.000	28951753	80.0	88.4	M
7 1,2,4-Trimethylbenzene							
2	19.474	19.473	0.001	23411587	80.0	86.0	M
9 Naphthalene							
2	24.803	24.793	0.010	10564451	80.0	84.1	M
1	24.806	24.793	0.013	839848			

S 2 Xylenes, Total

2 240.0 243.8
Page 110 of 173

QC Flag Legend

Review Flags

M - Manually Integrated

Reagents:

GV_I_WI_CCV40_00006

Amount Added: 100.00

Units: uL

GV_I_BFB17_00002

Amount Added: 1.00

Units: uL

Run Reagent

Report Date: 24-Oct-2016 08:03:11

Chrom Revision: 2.2 17-Oct-2016 09:27:18

TestAmerica Cedar Falls

Data File: \\ChromNA\CedarFalls\ChromData\Cinnamon\20161021-32870.b\102116_CINNAMON_028.d

Injection Date: 22-Oct-2016 04:49:00

Instrument ID: Cinnamon

Operator ID: System

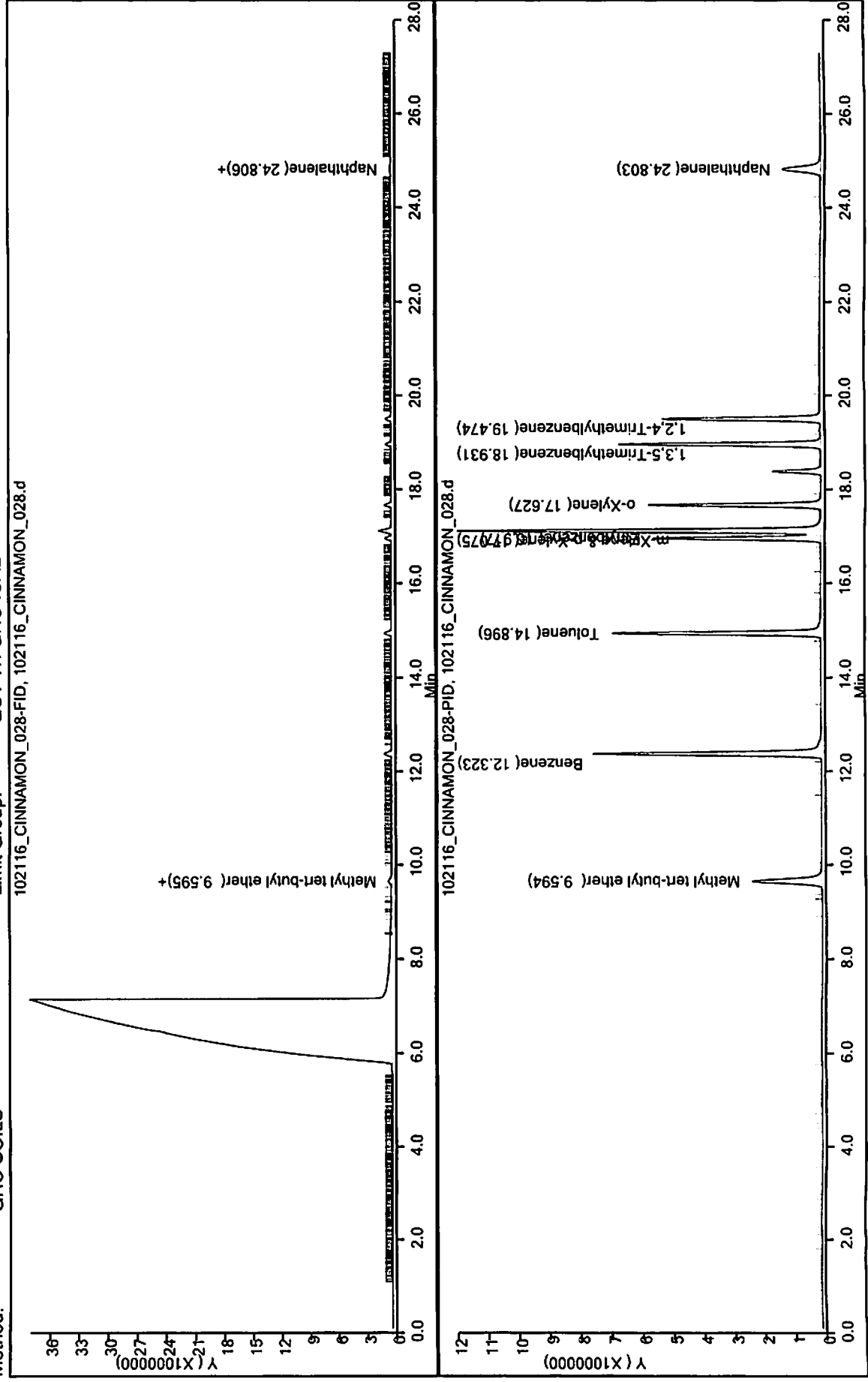
Lims ID: ccv

Worklist Smp#: 28

Purge Vol: 5.000 mL
Method: GRO SOILS

Dil. Factor: 1.0000
Limit Group: GCV WI GRO ICAL

ALS Bottle#: 0



TestAmerica Cedar Falls
Target Compound Quantitation Report

Data File: \\ChromNA\CedarFalls\ChromData\Cinnamon\20161021-32870.b\102116_CINNAMON_028.d
 Lims ID: ccv
 Client ID:
 Sample Type: CCV
 Inject. Date: 22-Oct-2016 04:49:00 ALS Bottle#: 0 Worklist Smp#: 28
 Purge Vol: 5.000 mL Dil. Factor: 1.0000
 Sample Info: 310-0032870-028
 Misc. Info.: 310-0032870-028
 Operator ID: System Instrument ID: Cinnamon
 Sublist: chrom-GRO SOILS*sub2
 Method: \\ChromNA\CedarFalls\ChromData\Cinnamon\20161021-32870.b\GRO SOILS.m
 Limit Group: GCV WI GRO ICAL
 Last Update: 24-Oct-2016 08:03:08 Calib Date: 10-Oct-2016 21:53:00
 Integrator: Falcon
 Quant Method: External Standard Quant By: Initial Calibration
 Last ICal File: \\ChromNA\CedarFalls\ChromData\Cinnamon\20161010-32606.b\101016_CINNAMON_015.d

Column 1 : Det: IC 091812_cinnamon_029-FID
 Column 2 : Det: IC 091812_cinnamon_029-PID
 Process Host: XAWRK027

First Level Reviewer: meyerch Date: 24-Oct-2016 08:00:01

Det	RT (min.)	Exp RT (min.)	Dlt RT (min.)	Response	Cal Amt ug/l	OnCol Amt ug/l	Flags
11	Methyl tert-butyl ether						M
2	9.594	9.600	-0.006	15959362	80.0	74.6	M
1	9.595	9.600	-0.005	4436992			
5	Benzene						M
2	12.323	12.335	-0.012	38062419	80.0	81.7	M
8	Toluene						M
2	14.896	14.900	-0.004	31685856	80.0	82.2	M
12	Ethylbenzene						M
2	16.917	16.920	-0.003	23273783	80.0	84.0	M
4	m-Xylene & p-Xylene						M
2	17.075	17.078	-0.003	53403390	160.0	162.2	M
A 3	C6-C10 WI						
1	17.196	(9.513-24.893)		42026266	800.0	850.7	
6	o-Xylene						M
2	17.627	17.629	-0.002	24724532	80.0	81.6	M
\$ 1	4-Bromofluorobenzene (Surr)						M
2	18.349	18.349	0.000	7281961	20.0	21.8	M
1	18.352	18.349	0.003	499541			
10	1,3,5-Trimethylbenzene						M
2	18.931	18.931	0.000	28951753	80.0	88.4	M
7	1,2,4-Trimethylbenzene						M
2	19.474	19.473	0.001	23411587	80.0	86.0	M
9	Naphthalene						M
2	24.803	24.793	0.010	10564451	80.0	84.1	M
1	24.806	24.793	0.013	839848			

S 2 Xylenes, Total
2

240.0 243.8
Page 113 of 173

QC Flag Legend

Review Flags

M - Manually Integrated

Reagents:

GV_I_WI_CCV40_00006

Amount Added: 100.00

Units: uL

GV_I_BFB17_00002

Amount Added: 1.00

Units: uL

Run Reagent

Report Date: 24-Oct-2016 08:03:11

Chrom Revision: 2.2 17-Oct-2016 09:27:18

TestAmerica Cedar Falls

Data File: \\ChromNA\CedarFalls\ChromData\Cinnamon\20161021-32870.b\102116_CINNAMON_028.d

Injection Date: 22-Oct-2016 04:49:00

Instrument ID: Cinnamon

Operator ID: System

Lims ID: ccv

Worklist Smp#: 28

Client ID:

Purge Vol: 5.000 mL

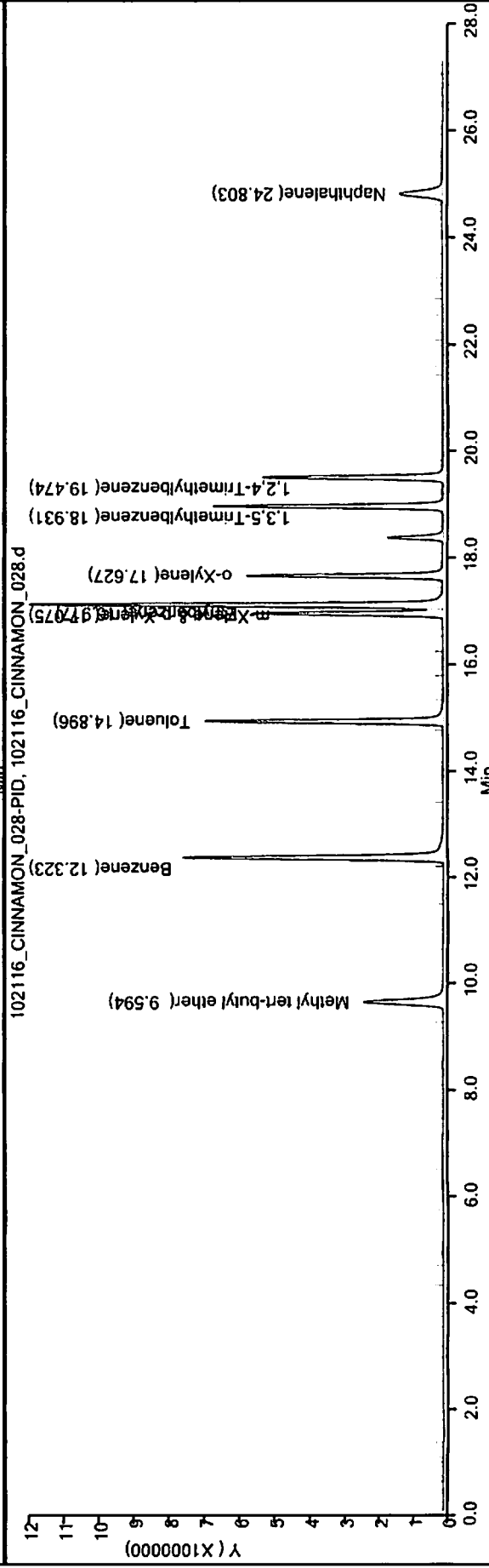
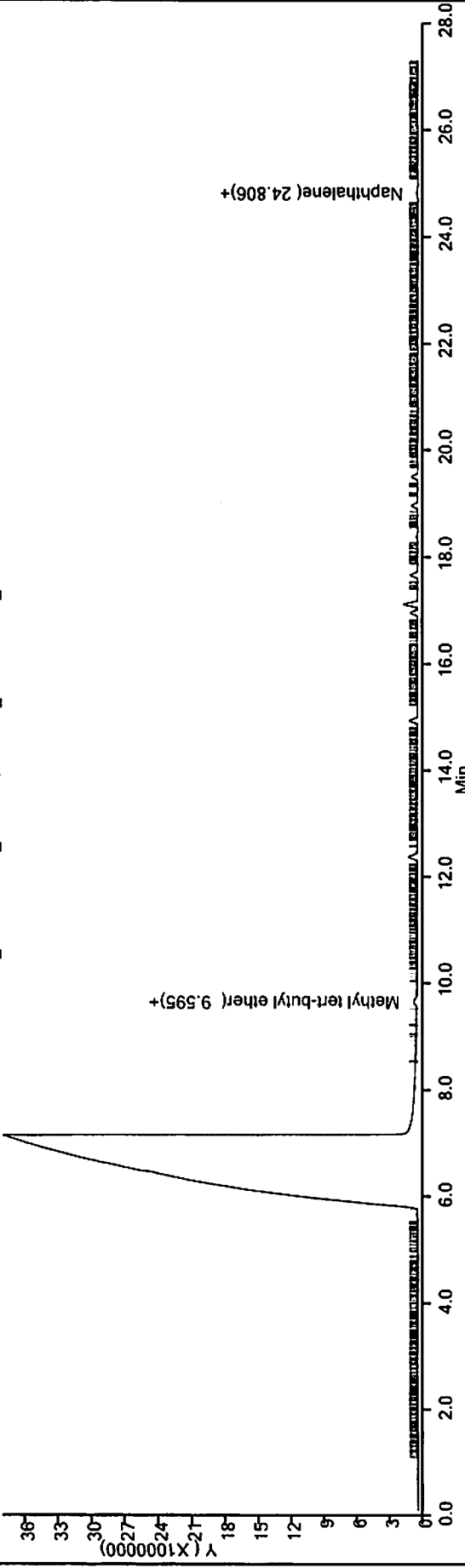
Dil. Factor: 1.0000

ALS Bottle#: 0

Method: GRO SOILS

Limit Group: GCV WI GRO ICAL

102116_CINNAMON_028-FID, 102116_CINNAMON_028.d



TestAmerica Cedar Falls
Target Compound Quantitation Report

Data File: \\ChromNA\CedarFalls\ChromData\Cinnamon\20161021-32870.b\102116_CINNAMON_028.d
 Lims ID: ccv
 Client ID:
 Sample Type: CCV
 Inject. Date: 22-Oct-2016 04:49:00 ALS Bottle#: 0 Worklist Smp#: 28
 Purge Vol: 5.000 mL Dil. Factor: 1.0000
 Sample Info: 310-0032870-028
 Misc. Info.: 310-0032870-028
 Operator ID: System Instrument ID: Cinnamon
 Sublist: chrom-GRO SOILS*sub2
 Method: \\ChromNA\CedarFalls\ChromData\Cinnamon\20161021-32870.b\GRO SOILS.m
 Limit Group: GCV WI GRO ICAL
 Last Update: 24-Oct-2016 08:03:08 Calib Date: 10-Oct-2016 21:53:00
 Integrator: Falcon
 Quant Method: External Standard Quant By: Initial Calibration
 Last ICal File: \\ChromNA\CedarFalls\ChromData\Cinnamon\20161010-32606.b\101016_CINNAMON_015.d
 Column 1 : Det: IC 091812_cinnamon_029-FID
 Column 2 : Det: IC 091812_cinnamon_029-PID
 Process Host: XAWRK027

First Level Reviewer: meyerch Date: 24-Oct-2016 08:00:01

Det	RT (min.)	Exp RT (min.)	Dlt RT (min.)	Response	Cal Amt ug/l	OnCol Amt ug/l	Flags
11							M
2	9.594	9.600	-0.006	15959362	80.0	74.6	M
1	9.595	9.600	-0.005	4436992			
5							M
2	12.323	12.335	-0.012	38062419	80.0	81.7	M
8							M
2	14.896	14.900	-0.004	31685856	80.0	82.2	M
12							M
2	16.917	16.920	-0.003	23273783	80.0	84.0	M
4							M
2	17.075	17.078	-0.003	53403390	160.0	162.2	M
A 3							
1	17.196	(9.513-24.893)		42026266	800.0	850.7	
6							M
2	17.627	17.629	-0.002	24724532	80.0	81.6	M
\$ 1							M
2	18.349	18.349	0.000	7281961	20.0	21.8	M
1	18.352	18.349	0.003	499541			
10							M
2	18.931	18.931	0.000	28951753	80.0	88.4	M
7							M
2	19.474	19.473	0.001	23411587	80.0	86.0	M
9							M
2	24.803	24.793	0.010	10564451	80.0	84.1	M
1	24.806	24.793	0.013	839848			

S 2 Xylenes, Total
2

QC Flag Legend

Review Flags

M - Manually Integrated

Reagents:

GV_I_WI_CCV40_00006

Amount Added: 100.00

Units: uL

GV_I_BFB17_00002

Amount Added: 1.00

Units: uL

Run Reagent

Report Date: 24-Oct-2016 08:03:11

Chrom Revision: 2.2 17-Oct-2016 09:27:18

TestAmerica Cedar Falls

Data File: \\ChromNA\CedarFalls\ChromData\Cinnamon\20161021-32870.b\102116_CINNAMON_028.d

Injection Date: 22-Oct-2016 04:49:00

Instrument ID: Cinnamon

Operator ID: System

Lims ID: ccv

Worklist Smp#: 28

Client ID:

Purge Vol: 5.000 mL

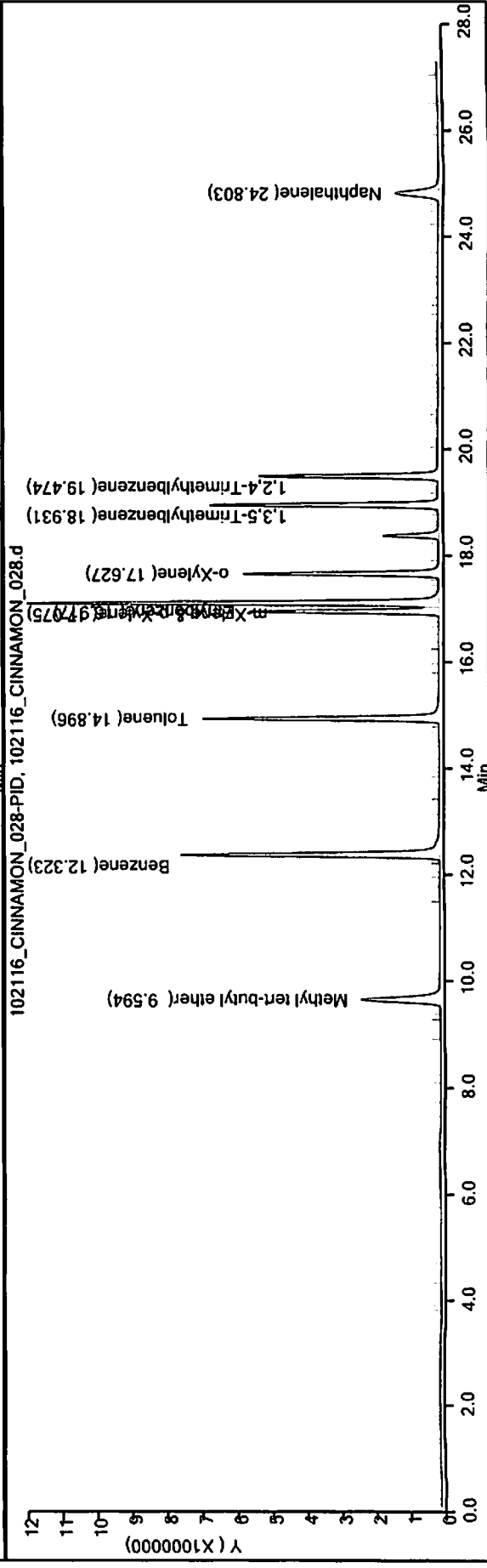
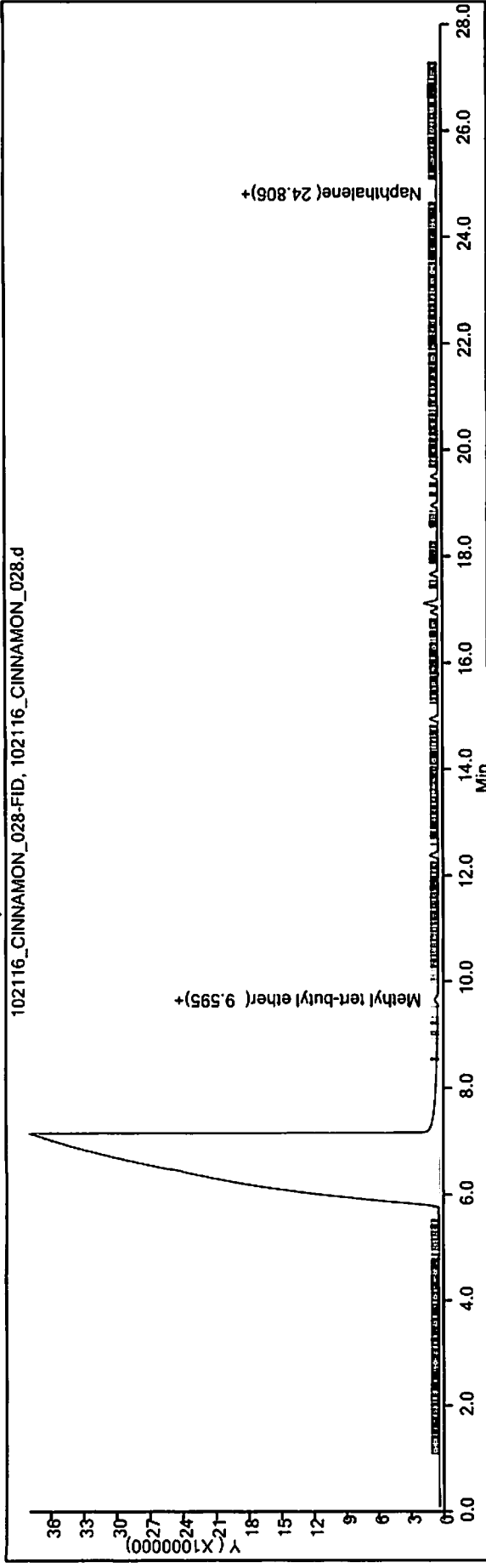
Dil. Factor: 1.0000

ALS Bottle#: 0

Method: GRO SOILS

Limit Group: GCV WI GRO ICAL

102116_CINNAMON_028-FID, 102116_CINNAMON_028.d



TestAmerica Cedar Falls
Target Compound Quantitation Report

Data File: \\ChromNA\CedarFalls\ChromData\Nutmeg\20161021-32872.b\102116_Nutmeg_002dat.d
 Lims ID: ccv
 Client ID:
 Sample Type: CCV
 Inject. Date: 21-Oct-2016 12:38:00 ALS Bottle#: 0 Worklist Smp#: 2
 Purge Vol: 5.000 mL Dil. Factor: 1.0000
 Sample Info: 310-0032872-002
 Misc. Info.: 310-0032872-002
 Operator ID: System Instrument ID: Nutmeg
 Sublist: chrom-OA1_PVOC Soils*sub2
 Method: \\ChromNA\CedarFalls\ChromData\Nutmeg\20161021-32872.b\OA1_PVOC Soils.m
 Limit Group: GCV WI GRO ICAL
 Last Update: 24-Oct-2016 09:14:54 Calib Date: 19-Oct-2016 23:55:00
 Integrator: Falcon
 Quant Method: External Standard Quant By: Initial Calibration
 Last ICal File: \\ChromNA\CedarFalls\ChromData\Nutmeg\20161019-32823.b\101916_Nutmeg_013dat.d

Column 1 : Det: IC 082012_NUTMEG_013dat-Back Signal
 Column 2 : Det: IC 082012_NUTMEG_013dat-Front Signal
 Process Host: XAWRK027

First Level Reviewer: meyerch Date: 24-Oct-2016 08:20:01

Det	RT (min.)	Exp RT (min.)	Dlt RT (min.)	Response	Cal Amt ug/l	OnCol Amt ug/l	Flags
9 Methyl tert-butyl ether							
1	4.764	4.764	0.000	29357	80.0	83.5	M
2	4.764	4.764	0.000	614584			
4 Benzene							
1	5.958	5.958	0.000	76556	80.0	79.6	M
6 Toluene							
1	7.234	7.234	0.000	61732	80.0	77.2	M
10 Ethylbenzene							
1	8.623	8.623	0.000	52342	80.0	78.0	M
3 m-Xylene & p-Xylene							
1	8.840	8.840	0.000	126180	160.0	167.5	M
5 o-Xylene							
1	9.331	9.331	0.000	58000	80.0	82.7	M
A 12 C6-C10 WI							
2	9.544	(4.664-14.423)		11917533	800.0	809.1	
\$ 1 4-Bromofluorobenzene (Surr)							
1	9.864	9.864	0.000	23344	20.0	20.4	M
2	9.863	9.864	-0.001	249173			
15 1,3,5-Trimethylbenzene							
1	10.840	10.840	0.000	72192	80.0	79.1	M
13 1,2,4-Trimethylbenzene							
1	11.329	11.329	0.000	62097	80.0	83.5	
14 Naphthalene							
1	14.323	14.323	0.000	37622	80.0	78.9	
2	14.324	14.323	0.001	513876			

S 2 Xylenes, Total

1 240.0 250.2
 Page 119 of 173

QC Flag Legend

Review Flags

M - Manually Integrated

Reagents:

GV_I_WI_CCV40_00006

Amount Added: 100.00

Units: uL

GV_I_BFBn54_00002

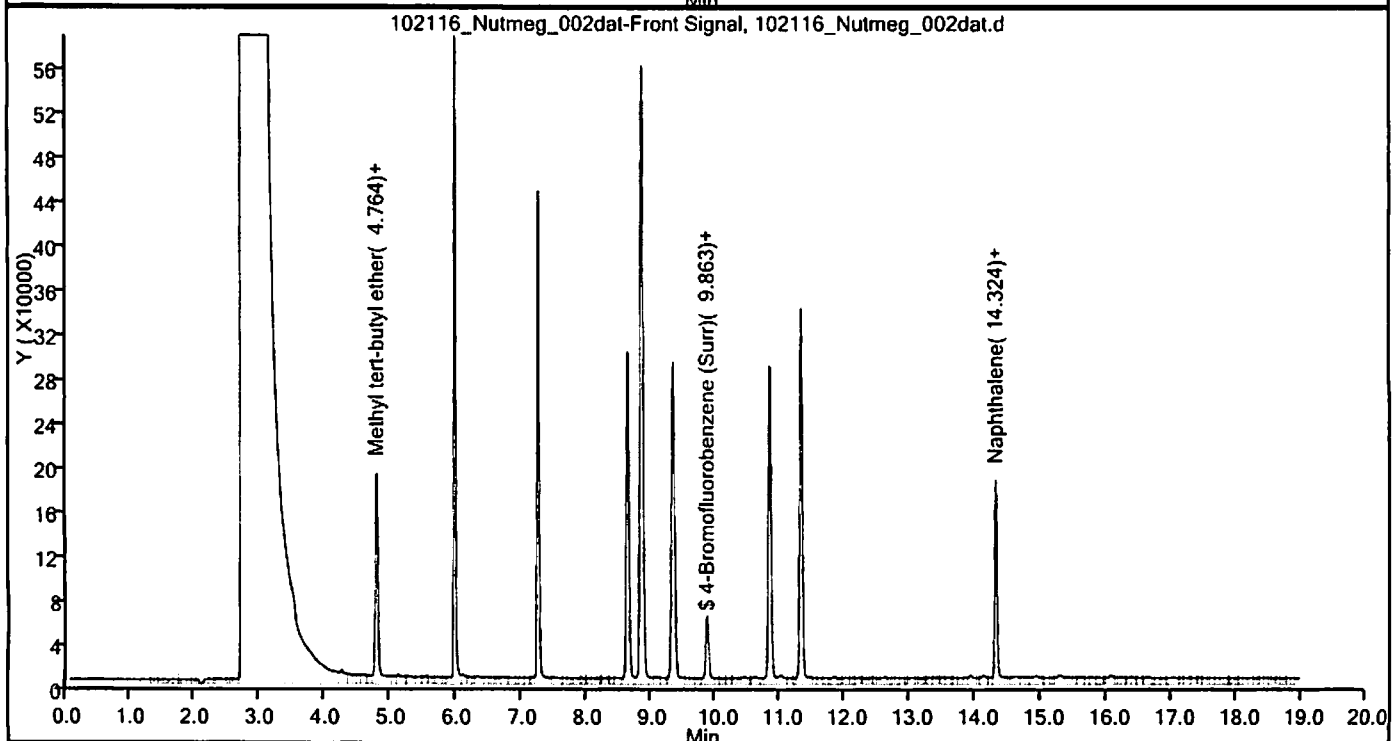
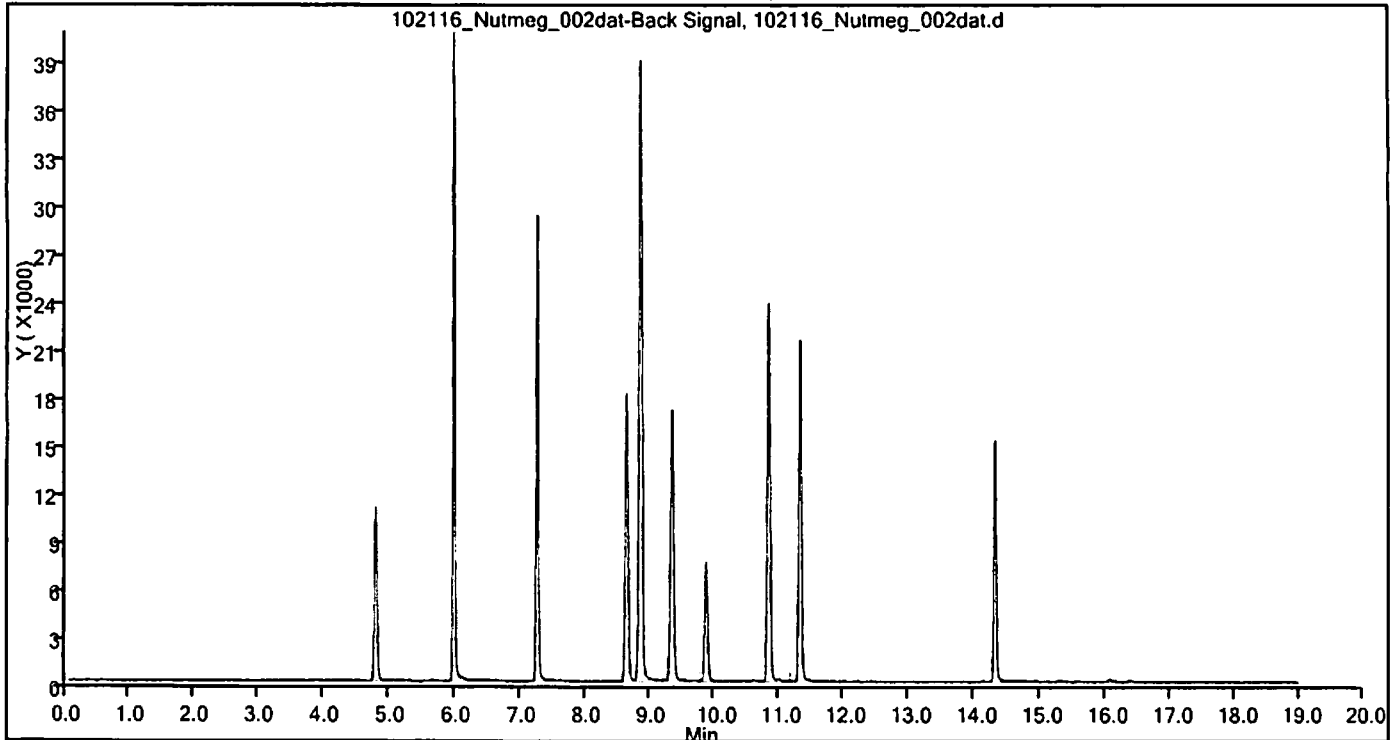
Amount Added: 1.00

Units: uL

Run Reagent

TestAmerica Cedar Falls

Data File: \\ChromNA\CedarFalls\ChromData\Nutmeg\20161021-32872.b\102116_Nutmeg_002dat.d
Injection Date: 21-Oct-2016 12:38:00 Instrument ID: Nutmeg
Lims ID: ccv
Client ID:
Operator ID: System ALS Bottle#: 0 Worklist Smp#: 2
Purge Vol: 5.000 mL Dil. Factor: 1.0000
Method: OA1_PVOC Soils Limit Group: GCV WI GRO ICAL



TestAmerica Cedar Falls
Target Compound Quantitation Report

Data File: \\ChromNA\CedarFalls\ChromData\Nutmeg\20161021-32872.b\102116_Nutmeg_002dat.d
 Lims ID: ccv
 Client ID:
 Sample Type: CCV
 Inject. Date: 21-Oct-2016 12:38:00 ALS Bottle#: 0 Worklist Smp#: 2
 Purge Vol: 5.000 mL Dil. Factor: 1.0000
 Sample Info: 310-0032872-002
 Misc. Info.: 310-0032872-002
 Operator ID: System Instrument ID: Nutmeg
 Sublist: chrom-OA1_PVOC Soils*sub2
 Method: \\ChromNA\CedarFalls\ChromData\Nutmeg\20161021-32872.b\OA1_PVOC Soils.m
 Limit Group: GCV WI GRO ICAL
 Last Update: 24-Oct-2016 09:14:54 Calib Date: 19-Oct-2016 23:55:00
 Integrator: Falcon
 Quant Method: External Standard Quant By: Initial Calibration
 Last ICal File: \\ChromNA\CedarFalls\ChromData\Nutmeg\20161019-32823.b\101916_Nutmeg_013dat.d
 Column 1 : Det: IC 082012_NUTMEG_013dat-Back Signal
 Column 2 : Det: IC 082012_NUTMEG_013dat-Front Signal
 Process Host: XAWRK027

First Level Reviewer: meyerch Date: 24-Oct-2016 08:20:01

Det	RT (min.)	Exp RT (min.)	Dlt RT (min.)	Response	Cal Amt ug/l	OnCol Amt ug/l	Flags
9 Methyl tert-butyl ether							
1	4.764	4.764	0.000	29357	80.0	83.5	M
2	4.764	4.764	0.000	614584			
4 Benzene							
1	5.958	5.958	0.000	76556	80.0	79.6	M
6 Toluene							
1	7.234	7.234	0.000	61732	80.0	77.2	M
10 Ethylbenzene							
1	8.623	8.623	0.000	52342	80.0	78.0	M
3 m-Xylene & p-Xylene							
1	8.840	8.840	0.000	126180	160.0	167.5	M
5 o-Xylene							
1	9.331	9.331	0.000	58000	80.0	82.7	M
A 12 C6-C10 WI							
2	9.544	(4.664-14.423)		11917533	800.0	809.1	
\$ 1 4-Bromofluorobenzene (Surr)							
1	9.864	9.864	0.000	23344	20.0	20.4	M
2	9.863	9.864	-0.001	249173			
15 1,3,5-Trimethylbenzene							
1	10.840	10.840	0.000	72192	80.0	79.1	M
13 1,2,4-Trimethylbenzene							
1	11.329	11.329	0.000	62097	80.0	83.5	
14 Naphthalene							
1	14.323	14.323	0.000	37622	80.0	78.9	
2	14.324	14.323	0.001	513876			

S 2 Xylenes, Total
1

QC Flag Legend

Review Flags

M - Manually Integrated

Reagents:

GV_I_WI_CCV40_00006

Amount Added: 100.00

Units: uL

GV_I_BFBn54_00002

Amount Added: 1.00

Units: uL

Run Reagent

TestAmerica Cedar Falls

Data File: \\ChromNA\CedarFalls\ChromData\Nutmeg\20161021-32872.b\102116_Nutmeg_002dat.d

Injection Date: 21-Oct-2016 12:38:00

Instrument ID: Nutmeg

Lims ID: ccv

Client ID:

Operator ID: System

ALS Bottle#: 0

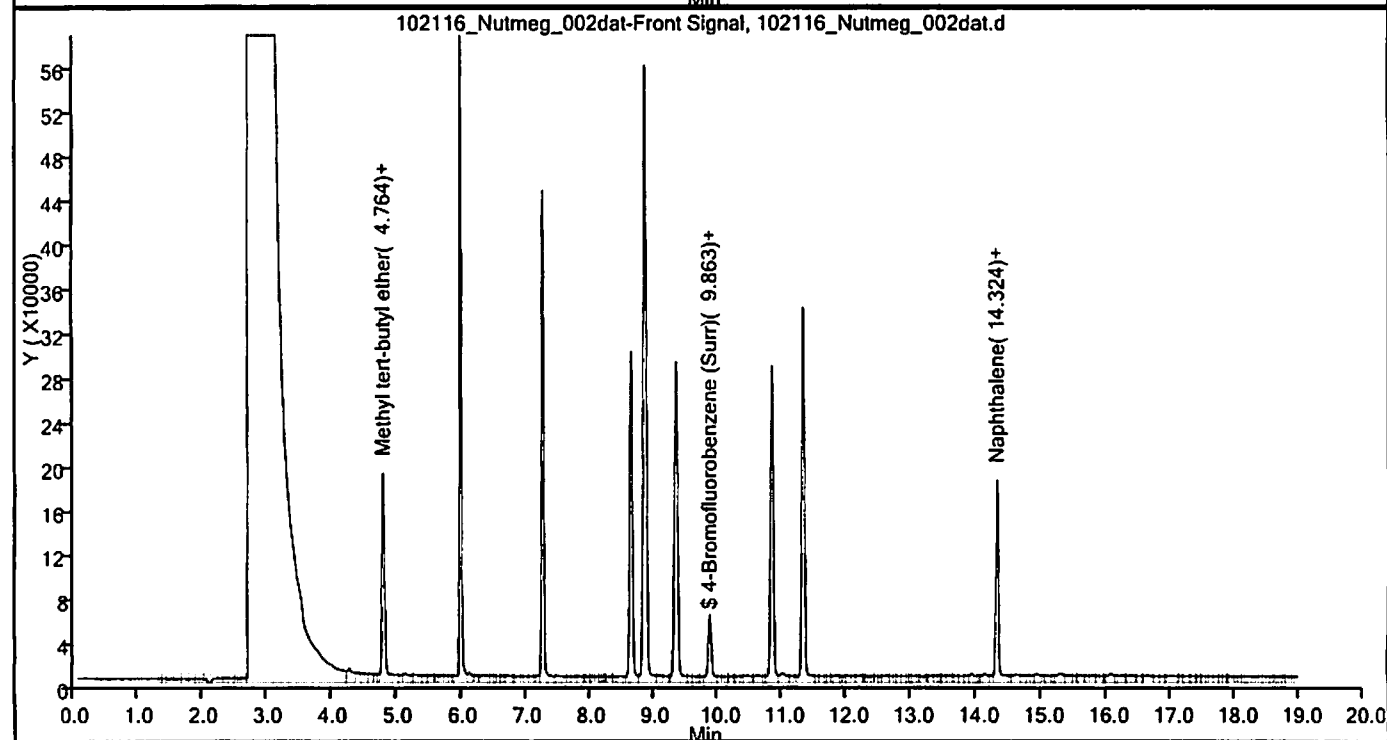
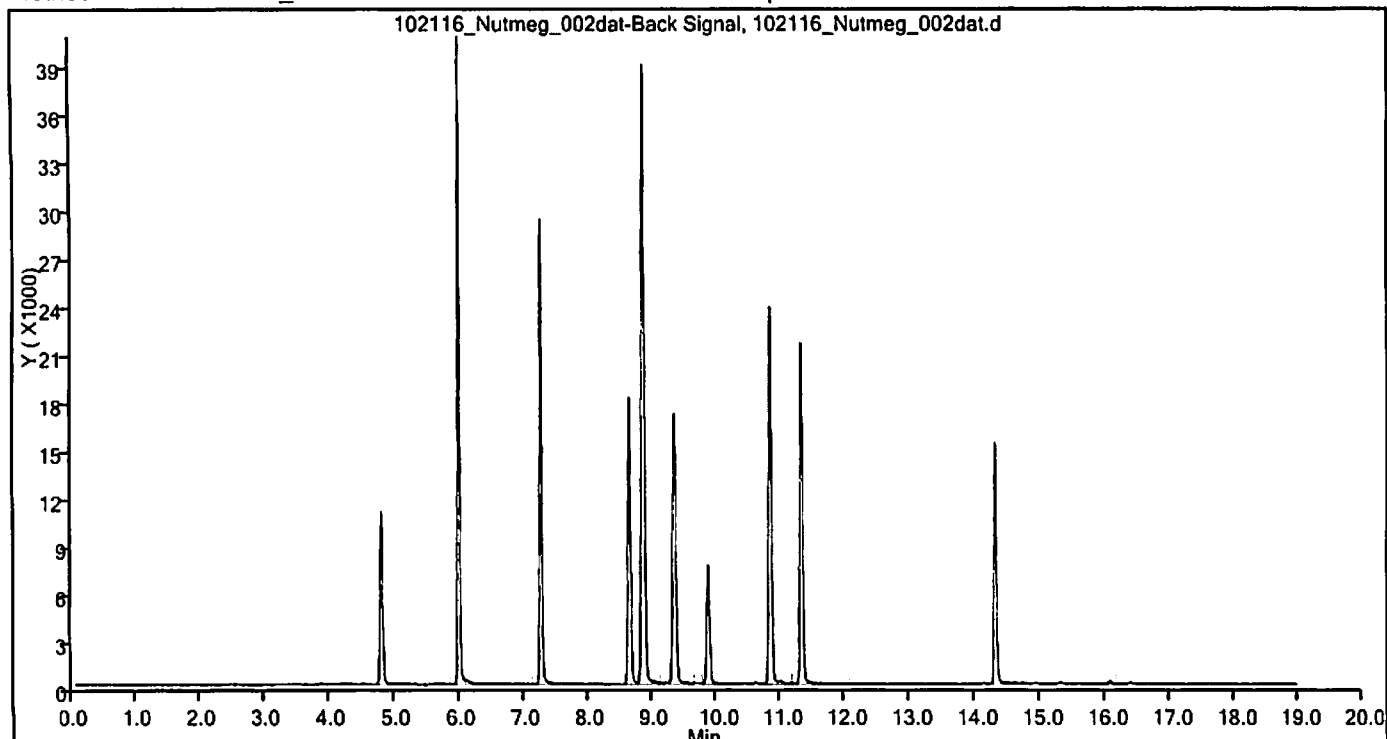
Worklist Smp#: 2

Purge Vol: 5.000 mL

Dil. Factor: 1.0000

Method: OA1_PVOC Soils

Limit Group: GCV WI GRO ICAL



TestAmerica Cedar Falls
Target Compound Quantitation Report

Data File: \\ChromNA\CedarFalls\ChromData\Nutmeg\20161021-32872.b\102116_Nutmeg_031dat.d
 Lims ID: ccv
 Client ID:
 Sample Type: CCV
 Inject. Date: 22-Oct-2016 04:36:00 ALS Bottle#: 0 Worklist Smp#: 31
 Purge Vol: 5.000 mL Dil. Factor: 1.0000
 Sample Info: 310-0032872-031
 Misc. Info.: 310-0032872-031
 Operator ID: System Instrument ID: Nutmeg
 Sublist: chrom-OA1_PVOC Soils*sub2
 Method: \\ChromNA\CedarFalls\ChromData\Nutmeg\20161021-32872.b\OA1_PVOC Soils.m
 Limit Group: GCV WI GRO ICAL
 Last Update: 24-Oct-2016 09:16:32 Calib Date: 19-Oct-2016 23:55:00
 Integrator: Falcon
 Quant Method: External Standard Quant By: Initial Calibration
 Last ICal File: \\ChromNA\CedarFalls\ChromData\Nutmeg\20161019-32823.b\101916_Nutmeg_013dat.d

Column 1 : Det: IC 082012_NUTMEG_013dat-Back Signal
 Column 2 : Det: IC 082012_NUTMEG_013dat-Front Signal

Process Host: XAWRK027

First Level Reviewer: meyerch Date: 24-Oct-2016 09:07:43

Det	RT (min.)	Exp RT (min.)	Dlt RT (min.)	Response	Cal Amt ug/l	OnCol Amt ug/l	Flags
9 Methyl tert-butyl ether							
1	4.770	4.764	0.006	29163	80.0	83.0	M
2	4.770	4.764	0.006	600213			
4 Benzene							
1	5.962	5.958	0.004	75575	80.0	78.6	M
6 Toluene							
1	7.238	7.234	0.004	59522	80.0	74.4	M
10 Ethylbenzene							
1	8.626	8.623	0.003	49902	80.0	74.3	M
3 m-Xylene & p-Xylene							
1	8.843	8.840	0.003	117807	160.0	156.2	M
5 o-Xylene							
1	9.334	9.331	0.003	54087	80.0	77.1	M
A 12 C6-C10 WI							
2	9.544	(4.664-14.423)		13500463	800.0	961.3	
\$ 1 4-Bromofluorobenzene (Surr)							
1	9.867	9.864	0.003	22393	20.0	19.6	M
2	9.868	9.864	0.004	272958			
15 1,3,5-Trimethylbenzene							
1	10.844	10.840	0.004	69932	80.0	76.6	M
13 1,2,4-Trimethylbenzene							
1	11.332	11.329	0.003	57963	80.0	77.9	
14 Naphthalene							
1	14.328	14.323	0.005	45658	80.0	96.0	
2	14.328	14.323	0.005	703926			

S 2 Xylenes, Total

1 240.0 233.3
 Page 125 of 173

QC Flag Legend

Review Flags

M - Manually Integrated

Reagents:

GV_I_WI_CCV40_00006

Amount Added: 100.00

Units: uL

GV_I_BFBn54_00002

Amount Added: 1.00

Units: uL

Run Reagent

TestAmerica Cedar Falls

Data File: \\ChromNA\CedarFalls\ChromData\Nutmeg\20161021-32872.b\102116_Nutmeg_031dat.d

Injection Date: 22-Oct-2016 04:36:00

Instrument ID: Nutmeg

Lims ID: ccv

Client ID:

Operator ID: System

ALS Bottle#: 0

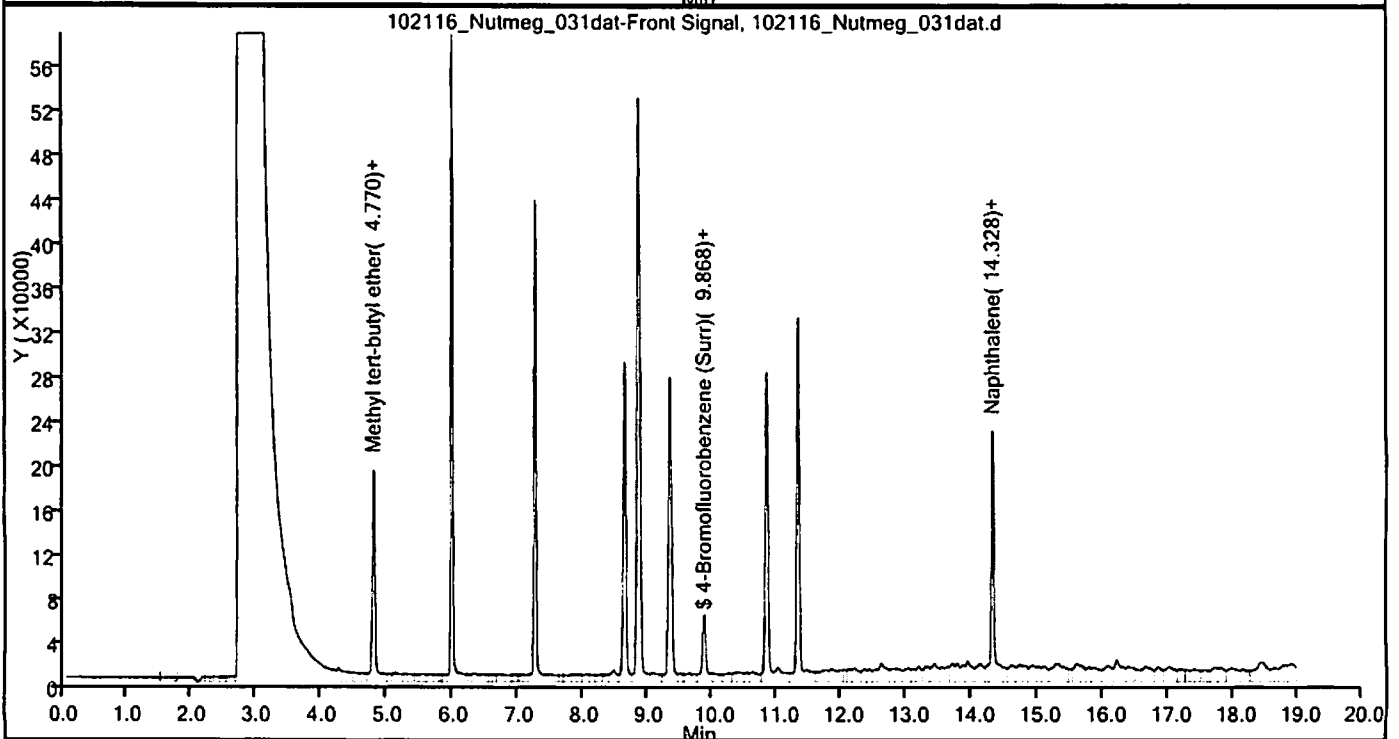
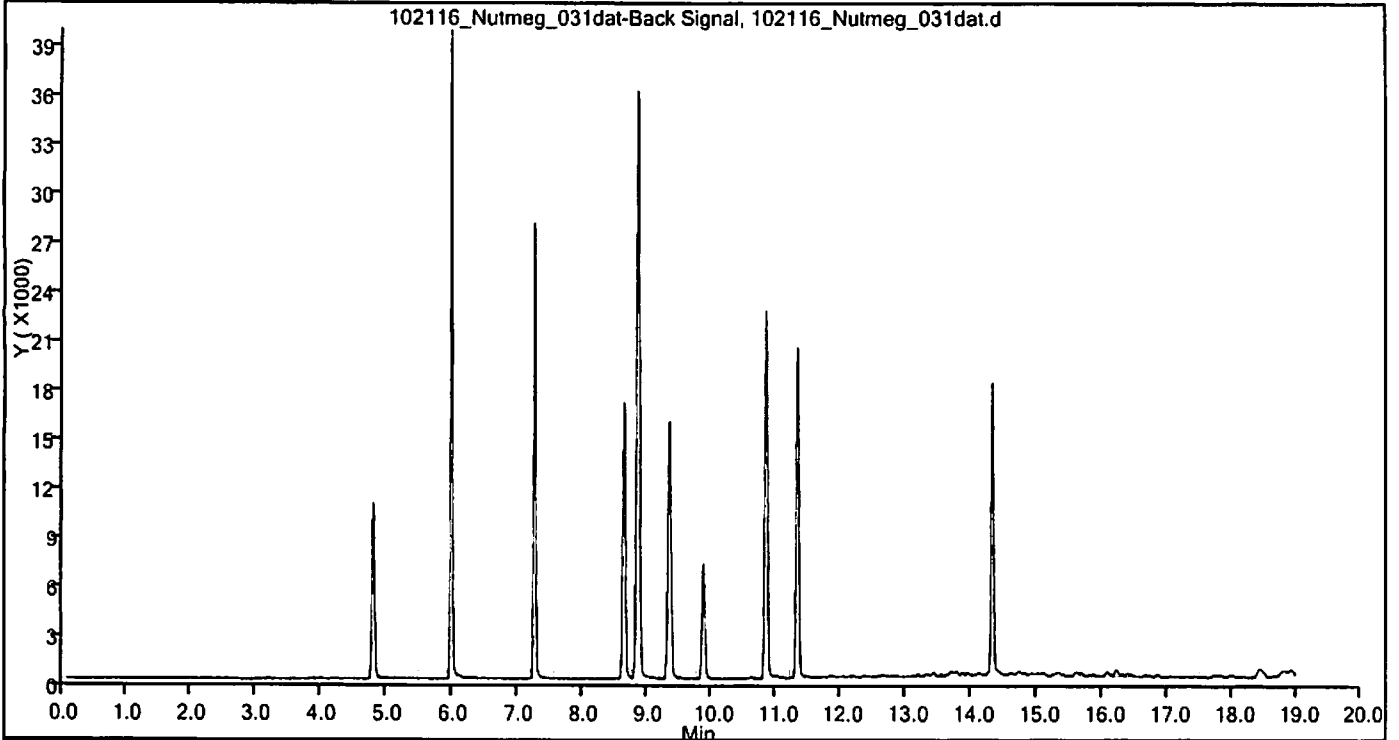
Worklist Smp#: 31

Purge Vol: 5.000 mL

Dil. Factor: 1.0000

Method: OA1_PVOC Soils

Limit Group: GCV WI GRO ICAL



TestAmerica Cedar Falls
Target Compound Quantitation Report

Data File: \\ChromNA\CedarFalls\ChromData\Nutmeg\20161021-32872.b\102116_Nutmeg_031dat.d
Lims ID: ccv

Client ID:

Sample Type: CCV

Inject. Date: 22-Oct-2016 04:36:00 ALS Bottle#: 0 Worklist Smp#: 31

Purge Vol: 5.000 mL Dil. Factor: 1.0000

Sample Info: 310-0032872-031

Misc. Info.: 310-0032872-031

Operator ID: System Instrument ID: Nutmeg

Sublist: chrom-OA1_PVOC Soils*sub2

Method: \\ChromNA\CedarFalls\ChromData\Nutmeg\20161021-32872.b\OA1_PVOC Soils.m

Limit Group: GCV WI GRO ICAL

Last Update: 24-Oct-2016 09:16:32 Calib Date: 19-Oct-2016 23:55:00

Integrator: Falcon

Quant Method: External Standard Quant By: Initial Calibration

Last ICal File: \\ChromNA\CedarFalls\ChromData\Nutmeg\20161019-32823.b\101916_Nutmeg_013dat.d

Column 1 : Det: IC 082012_NUTMEG_013dat-Back Signal

Column 2 : Det: IC 082012_NUTMEG_013dat-Front Signal

Process Host: XAWRK027

First Level Reviewer: meyerch Date: 24-Oct-2016 09:07:43

Det	RT (min.)	Exp RT (min.)	Dlt RT (min.)	Response	Cal Amt ug/l	OnCol Amt ug/l	Flags
-----	-----------	---------------	---------------	----------	--------------	----------------	-------

9 Methyl tert-butyl ether							
1	4.770	4.764	0.006	29163	80.0	83.0	M
2	4.770	4.764	0.006	600213			
4 Benzene							
1	5.962	5.958	0.004	75575	80.0	78.6	M
6 Toluene							
1	7.238	7.234	0.004	59522	80.0	74.4	M
10 Ethylbenzene							
1	8.626	8.623	0.003	49902	80.0	74.3	M
3 m-Xylene & p-Xylene							
1	8.843	8.840	0.003	117807	160.0	156.2	M
5 o-Xylene							
1	9.334	9.331	0.003	54087	80.0	77.1	M
A 12 C6-C10 WI							
2	9.544	(4.664-14.423)		13500463	800.0	961.3	
\$ 1 4-Bromofluorobenzene (Surr)							
1	9.867	9.864	0.003	22393	20.0	19.6	M
2	9.868	9.864	0.004	272958			
15 1,3,5-Trimethylbenzene							
1	10.844	10.840	0.004	69932	80.0	76.6	M
13 1,2,4-Trimethylbenzene							
1	11.332	11.329	0.003	57963	80.0	77.9	
14 Naphthalene							
1	14.328	14.323	0.005	45658	80.0	96.0	
2	14.328	14.323	0.005	703926			
S 2 Xylenes, Total							
1					240.0	233.3	

QC Flag Legend

Review Flags

M - Manually Integrated

Reagents:

GV_I_WI_CCV40_00006

Amount Added: 100.00

Units: uL

GV_I_BFBn54_00002

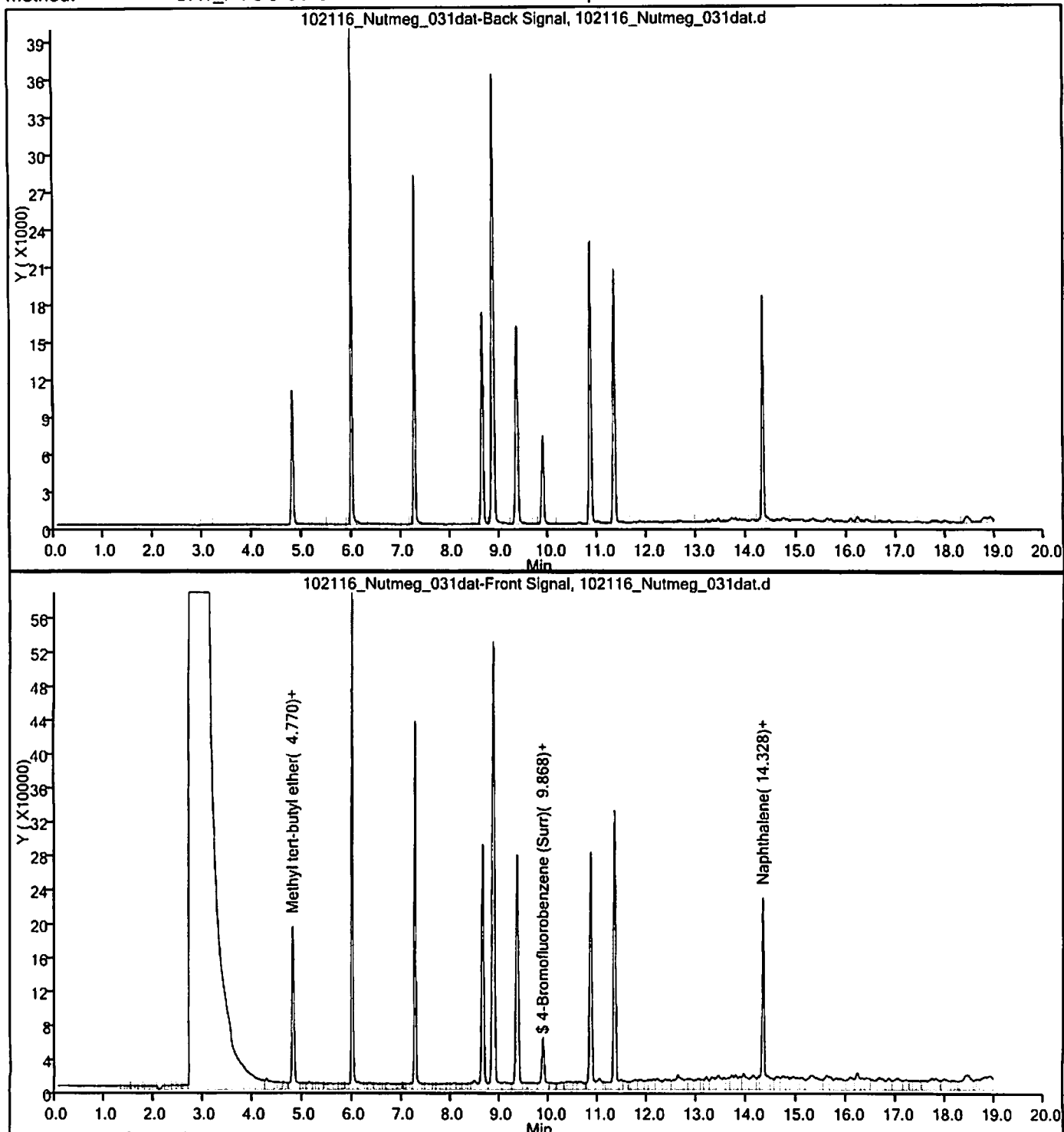
Amount Added: 1.00

Units: uL

Run Reagent

TestAmerica Cedar Falls

Data File: \\ChromNA\CedarFalls\ChromData\Nutmeg\20161021-32872.b\102116_Nutmeg_031dat.d
Injection Date: 22-Oct-2016 04:36:00 Instrument ID: Nutmeg
Lims ID: ccv
Client ID:
Operator ID: System ALS Bottle#: 0 Worklist Smp#: 31
Purge Vol: 5.000 mL Dil. Factor: 1.0000
Method: OA1_PVOC Soils Limit Group: GCV WI GRO ICAL



TestAmerica Cedar Falls
Target Compound Quantitation Report

Data File: \\ChromNA\CedarFalls\ChromData\Nutmeg\20161024-32918.b\102416_Nutmeg_003dat.d
 Lims ID: ccv
 Client ID:
 Sample Type: CCV
 Inject. Date: 24-Oct-2016 11:45:00 ALS Bottle#: 0 Worklist Smp#: 3
 Purge Vol: 5.000 mL Dil. Factor: 1.0000
 Sample Info: 310-0032918-003
 Misc. Info.: 310-0032918-003
 Operator ID: System Instrument ID: Nutmeg
 Sublist: chrom-OA1_PVOC Soils*sub2
 Method: \\ChromNA\CedarFalls\ChromData\Nutmeg\20161024-32918.b\OA1_PVOC Soils.m
 Limit Group: GCV WI GRO ICAL
 Last Update: 25-Oct-2016 09:53:42 Calib Date: 19-Oct-2016 23:55:00
 Integrator: Falcon
 Quant Method: External Standard Quant By: Initial Calibration
 Last ICal File: \\ChromNA\CedarFalls\ChromData\Nutmeg\20161019-32823.b\101916_Nutmeg_013dat.d

Column 1 : Det: IC 082012_NUTMEG_013dat-Back Signal
 Column 2 : Det: IC 082012_NUTMEG_013dat-Front Signal
 Process Host: XAWRK023

First Level Reviewer: meyerch Date: 25-Oct-2016 09:08:42

Det	RT (min.)	Exp RT (min.)	Dlt RT (min.)	Response	Cal Amt ug/l	OnCol Amt ug/l	Flags
9 Methyl tert-butyl ether							
1	4.758	4.758	0.000	28980	80.0	82.4	M
2	4.758	4.758	0.000	568891			
4 Benzene							
1	5.954	5.954	0.000	75581	80.0	78.6	M
6 Toluene							
1	7.232	7.232	0.000	60399	80.0	75.5	M
10 Ethylbenzene							
1	8.618	8.618	0.000	51581	80.0	76.8	M
3 m-Xylene & p-Xylene							
1	8.836	8.836	0.000	124544	160.0	165.3	M
5 o-Xylene							
1	9.326	9.326	0.000	57008	80.0	81.3	M
A 12 C6-C10 WI							
2	9.551	(4.658-14.423)		12781742	800.0	892.2	
\$ 1 4-Bromofluorobenzene (Surr)							
1	9.861	9.861	0.000	22393	20.0	19.6	M
2	9.860	9.861	-0.001	264473			
15 1,3,5-Trimethylbenzene							
1	10.838	10.838	0.000	70808	80.0	77.5	M
13 1,2,4-Trimethylbenzene							
1	11.327	11.327	0.000	58929	80.0	79.2	
14 Naphthalene							
1	14.323	14.323	0.000	37176	80.0	78.0	
2	14.323	14.323	0.000	557464			

S 2 Xylenes, Total

1 240.0 246.6
 Page 131 of 173

QC Flag Legend

Review Flags

M - Manually Integrated

Reagents:

GV_I_WI CCV40_00006

Amount Added: 100.00

Units: uL

GV_I_BFBn54_00002

Amount Added: 1.00

Units: uL

Run Reagent

TestAmerica Cedar Falls

Data File: \\ChromNA\CedarFalls\ChromData\Nutmeg\20161024-32918.b\102416_Nutmeg_003dat.d

Injection Date: 24-Oct-2016 11:45:00

Instrument ID: Nutmeg

Lims ID: ccv

Client ID:

Operator ID: System

ALS Bottle#: 0

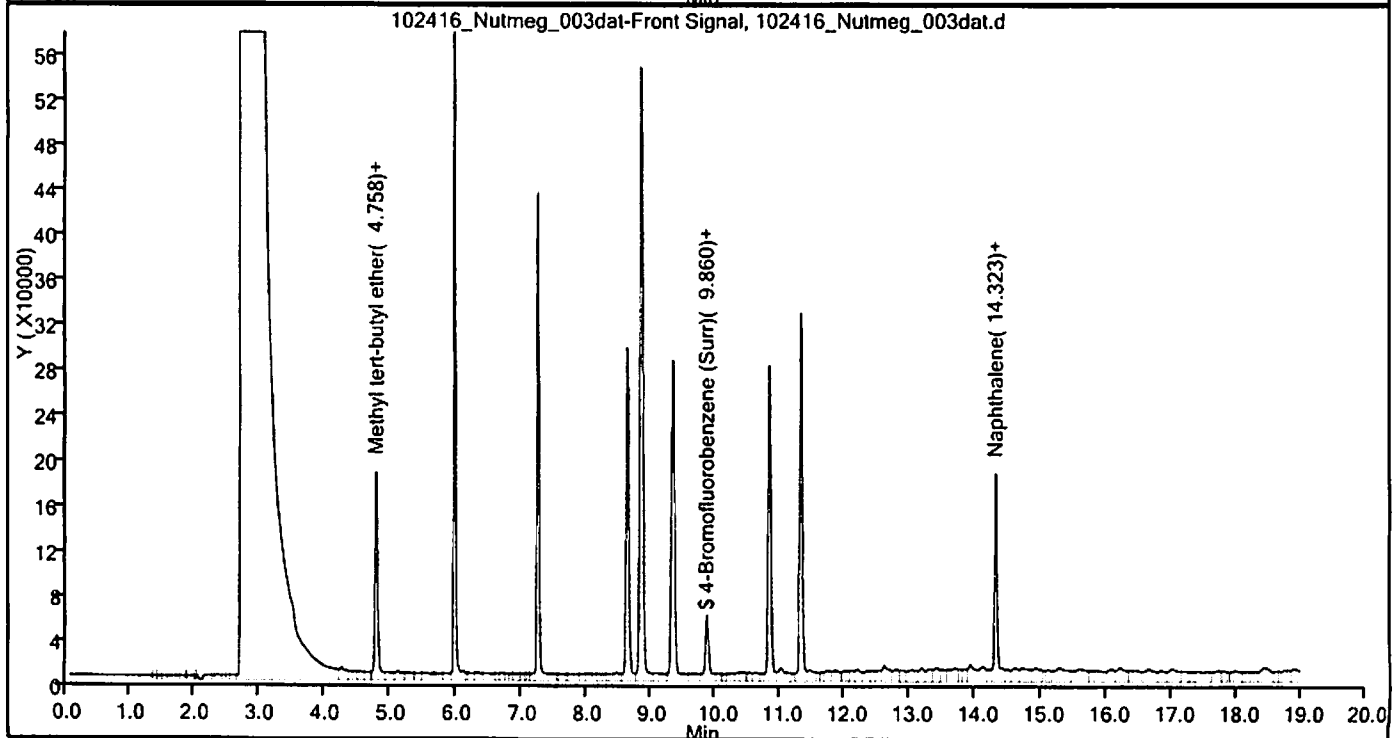
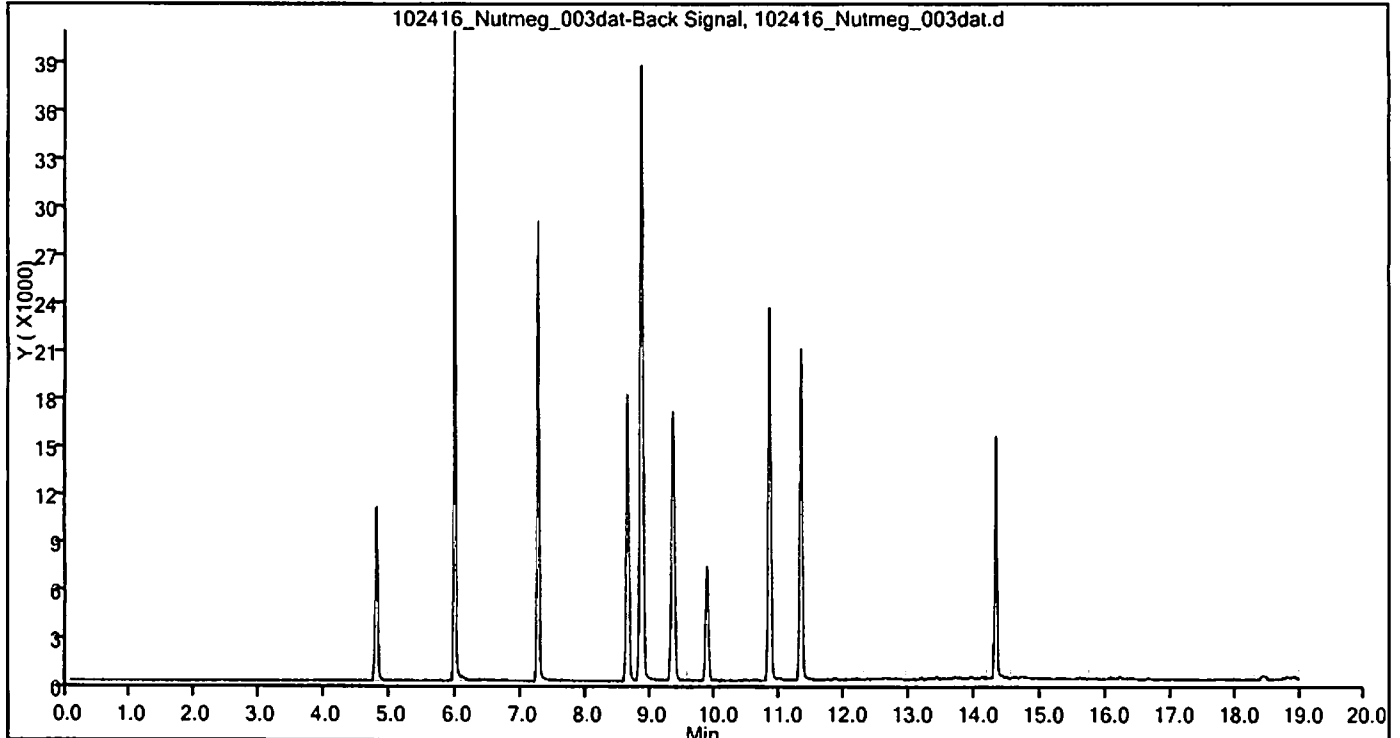
Worklist Smp#: 3

Purge Vol: 5.000 mL

Dil. Factor: 1.0000

Method: OA1_PVOC Soils

Limit Group: GCV WI GRO ICAL



TestAmerica Cedar Falls
Target Compound Quantitation Report

Data File: \\ChromNA\CedarFalls\ChromData\Nutmeg\20161024-32918.b\102416_Nutmeg_003dat.d
 Lims ID: ccv
 Client ID:
 Sample Type: CCV
 Inject. Date: 24-Oct-2016 11:45:00 ALS Bottle#: 0 Worklist Smp#: 3
 Purge Vol: 5.000 mL Dil. Factor: 1.0000
 Sample Info: 310-0032918-003
 Misc. Info.: 310-0032918-003
 Operator ID: System Instrument ID: Nutmeg
 Sublist: chrom-OA1_PVOC Soils*sub2
 Method: \\ChromNA\CedarFalls\ChromData\Nutmeg\20161024-32918.b\OA1_PVOC Soils.m
 Limit Group: GCV WI GRO ICAL
 Last Update: 25-Oct-2016 09:53:42 Calib Date: 19-Oct-2016 23:55:00
 Integrator: Falcon
 Quant Method: External Standard Quant By: Initial Calibration
 Last ICal File: \\ChromNA\CedarFalls\ChromData\Nutmeg\20161019-32823.b\101916_Nutmeg_013dat.d
 Column 1 : Det: IC 082012_NUTMEG_013dat-Back Signal
 Column 2 : Det: IC 082012_NUTMEG_013dat-Front Signal
 Process Host: XAWRK023

First Level Reviewer: meyerch Date: 25-Oct-2016 09:08:42

Det	RT (min.)	Exp RT (min.)	Dlt RT (min.)	Response	Cal Amt ug/l	OnCol Amt ug/l	Flags
9 Methyl tert-butyl ether							
1	4.758	4.758	0.000	28980	80.0	82.4	M
2	4.758	4.758	0.000	568891			
4 Benzene							
1	5.954	5.954	0.000	75581	80.0	78.6	M
6 Toluene							
1	7.232	7.232	0.000	60399	80.0	75.5	M
10 Ethylbenzene							
1	8.618	8.618	0.000	51581	80.0	76.8	M
3 m-Xylene & p-Xylene							
1	8.836	8.836	0.000	124544	160.0	165.3	M
5 o-Xylene							
1	9.326	9.326	0.000	57008	80.0	81.3	M
A 12 C6-C10 WI							
2	9.551	(4.658-14.423)		12781742	800.0	892.2	
\$ 1 4-Bromofluorobenzene (Surr)							
1	9.861	9.861	0.000	22393	20.0	19.6	M
2	9.860	9.861	-0.001	264473			
15 1,3,5-Trimethylbenzene							
1	10.838	10.838	0.000	70808	80.0	77.5	M
13 1,2,4-Trimethylbenzene							
1	11.327	11.327	0.000	58929	80.0	79.2	
14 Naphthalene							
1	14.323	14.323	0.000	37176	80.0	78.0	
2	14.323	14.323	0.000	557464			

S 2 Xylenes, Total

1 240.0 246.6
Page 134 of 173

QC Flag Legend

Review Flags

M - Manually Integrated

Reagents:

GV_I_WI_CCV40_00006

Amount Added: 100.00

Units: uL

GV_I_BFBn54_00002

Amount Added: 1.00

Units: uL

Run Reagent

TestAmerica Cedar Falls

Data File: \\ChromNA\CedarFalls\ChromData\Nutmeg\20161024-32918.b\102416_Nutmeg_003dat.d

Injection Date: 24-Oct-2016 11:45:00

Instrument ID: Nutmeg

Lims ID: ccv

Client ID:

Operator ID: System

ALS Bottle#: 0

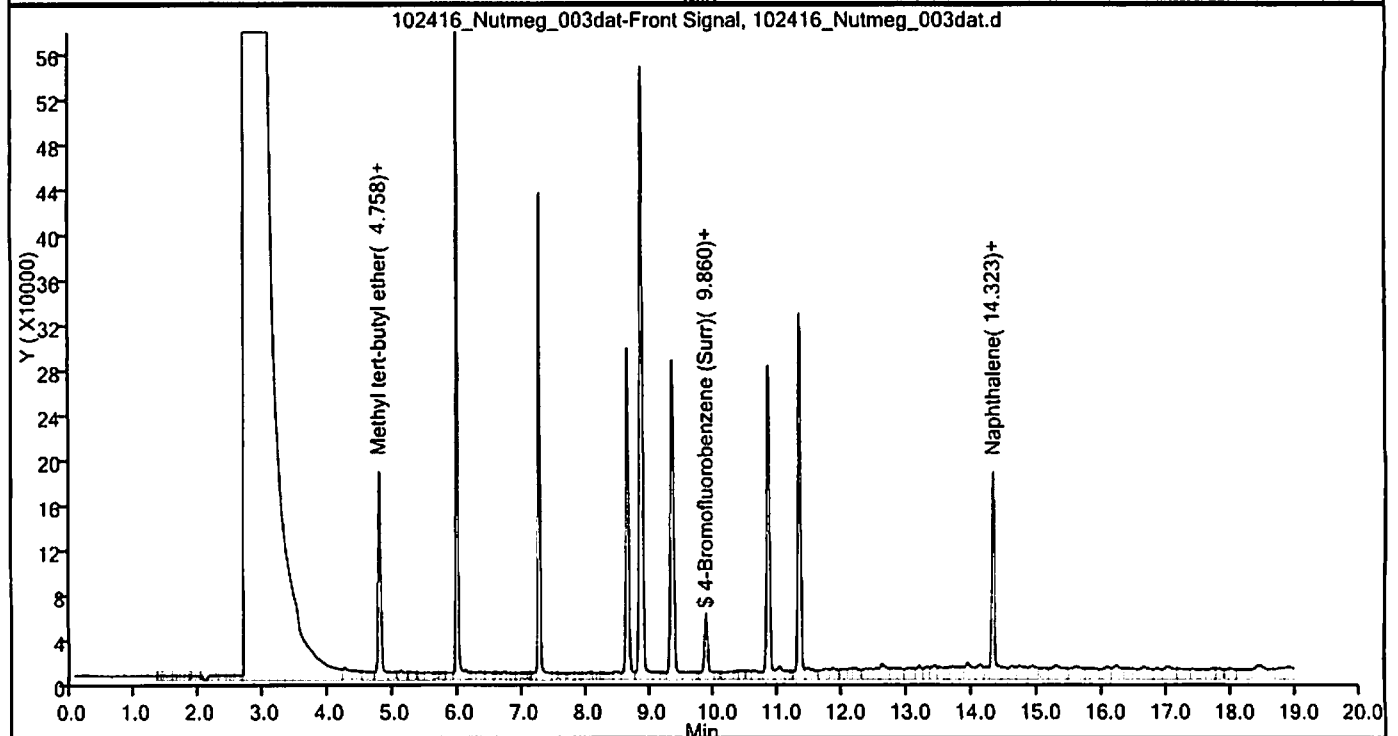
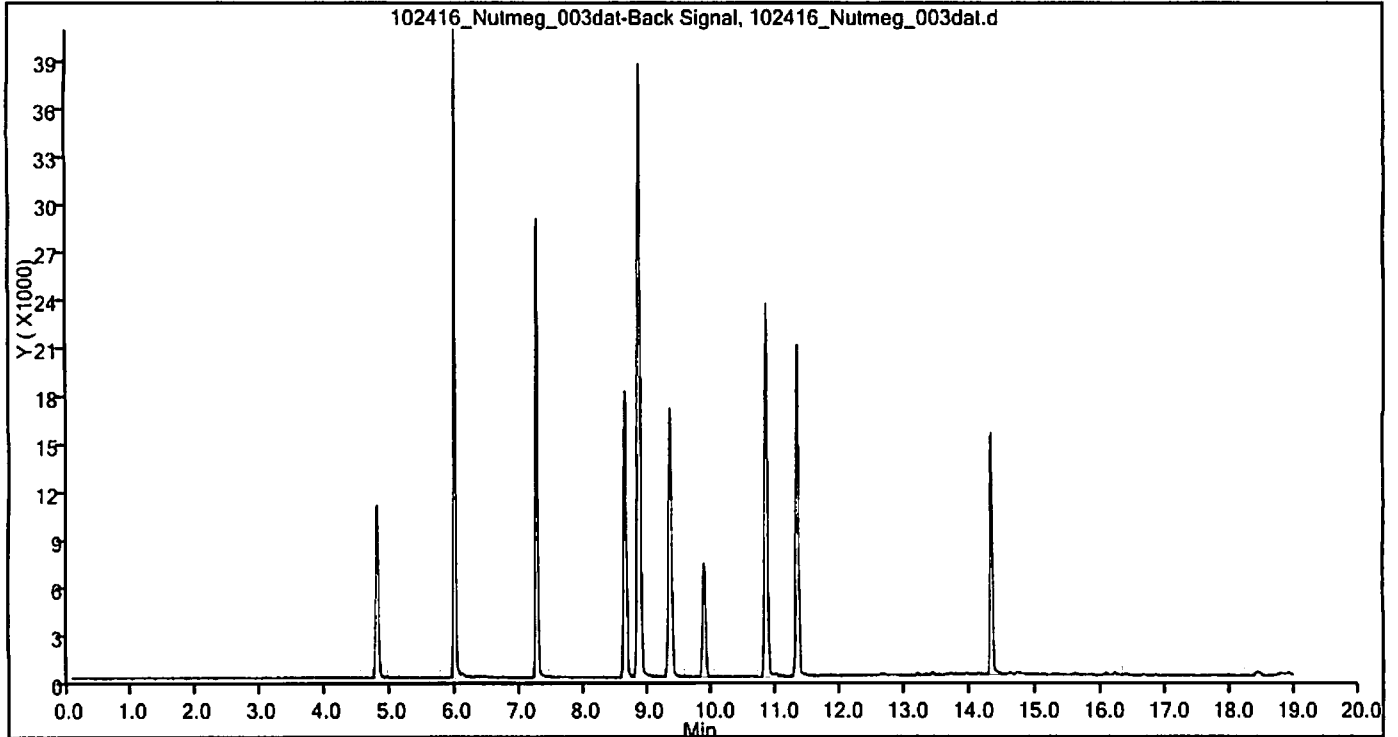
Worklist Smp#: 3

Purge Vol: 5.000 mL

Dil. Factor: 1.0000

Method: OA1_PVOC Soils

Limit Group: GCV WI GRO ICAL



TestAmerica Cedar Falls
Target Compound Quantitation Report

Data File: \\ChromNA\CedarFalls\ChromData\Nutmeg\20161024-32918.b\102416_Nutmeg_032dat.d
 Lims ID: ccv
 Client ID:
 Sample Type: CCV
 Inject. Date: 25-Oct-2016 03:32:00 ALS Bottle#: 0 Worklist Smp#: 32
 Purge Vol: 5.000 mL Dil. Factor: 1.0000
 Sample Info: 310-0032918-032
 Misc. Info.: 310-0032918-032
 Operator ID: System Instrument ID: Nutmeg
 Sublist: chrom-OA1_PVOC Soils*sub2
 Method: \\ChromNA\CedarFalls\ChromData\Nutmeg\20161024-32918.b\OA1_PVOC Soils.m
 Limit Group: GCV WI GRO ICAL
 Last Update: 25-Oct-2016 09:54:42 Calib Date: 19-Oct-2016 23:55:00
 Integrator: Falcon
 Quant Method: External Standard Quant By: Initial Calibration
 Last ICal File: \\ChromNA\CedarFalls\ChromData\Nutmeg\20161019-32823.b\101916_Nutmeg_013dat.d

Column 1 : Det: IC 082012_NUTMEG_013dat-Back Signal
 Column 2 : Det: IC 082012_NUTMEG_013dat-Front Signal
 Process Host: XAWRK023

First Level Reviewer: meyerch Date: 25-Oct-2016 09:51:25

Det	RT (min.)	Exp RT (min.)	Dlt RT (min.)	Response	Cal Amt ug/l	OnCol Amt ug/l	Flags
9 Methyl tert-butyl ether							
1	4.763	4.758	0.005	29364	80.0	83.5	M
2	4.763	4.758	0.005	613279			
4 Benzene							
1	5.957	5.954	0.003	74689	80.0	77.7	M
6 Toluene							
1	7.233	7.232	0.001	59729	80.0	74.7	M
10 Ethylbenzene							
1	8.621	8.618	0.003	49974	80.0	74.5	M
3 m-Xylene & p-Xylene							
1	8.838	8.836	0.002	119713	160.0	158.8	M
5 o-Xylene							
1	9.328	9.326	0.002	54261	80.0	77.3	M
A 12 C6-C10 WI							
2	9.537	(4.658-14.423)		13303965	800.0	942.4	
\$ 1 4-Bromofluorobenzene (Surr)							
1	9.862	9.861	0.001	22521	20.0	19.7	M
2	9.862	9.861	0.001	244612			
15 1,3,5-Trimethylbenzene							
1	10.838	10.838	0.000	70935	80.0	77.7	M
13 1,2,4-Trimethylbenzene							
1	11.328	11.327	0.001	61394	80.0	82.6	M
14 Naphthalene							
1	14.323	14.323	0.000	48817	80.0	102.6	M
2	14.323	14.323	0.000	622017			

S 2 Xylenes, Total

1 240.0 236.2
 Page 137 of 173

QC Flag Legend

Review Flags

M - Manually Integrated

Reagents:

GV_I_WI CCV40_00006

Amount Added: 100.00

Units: uL

GV_I_BFBn54_00002

Amount Added: 1.00

Units: uL

Run Reagent

TestAmerica Cedar Falls

Data File: \\ChromNA\CedarFalls\ChromData\Nutmeg\20161024-32918.b\102416_Nutmeg_032dat.d

Injection Date: 25-Oct-2016 03:32:00

Instrument ID: Nutmeg

Lims ID: ccv

Client ID:

Operator ID: System

ALS Bottle#: 0

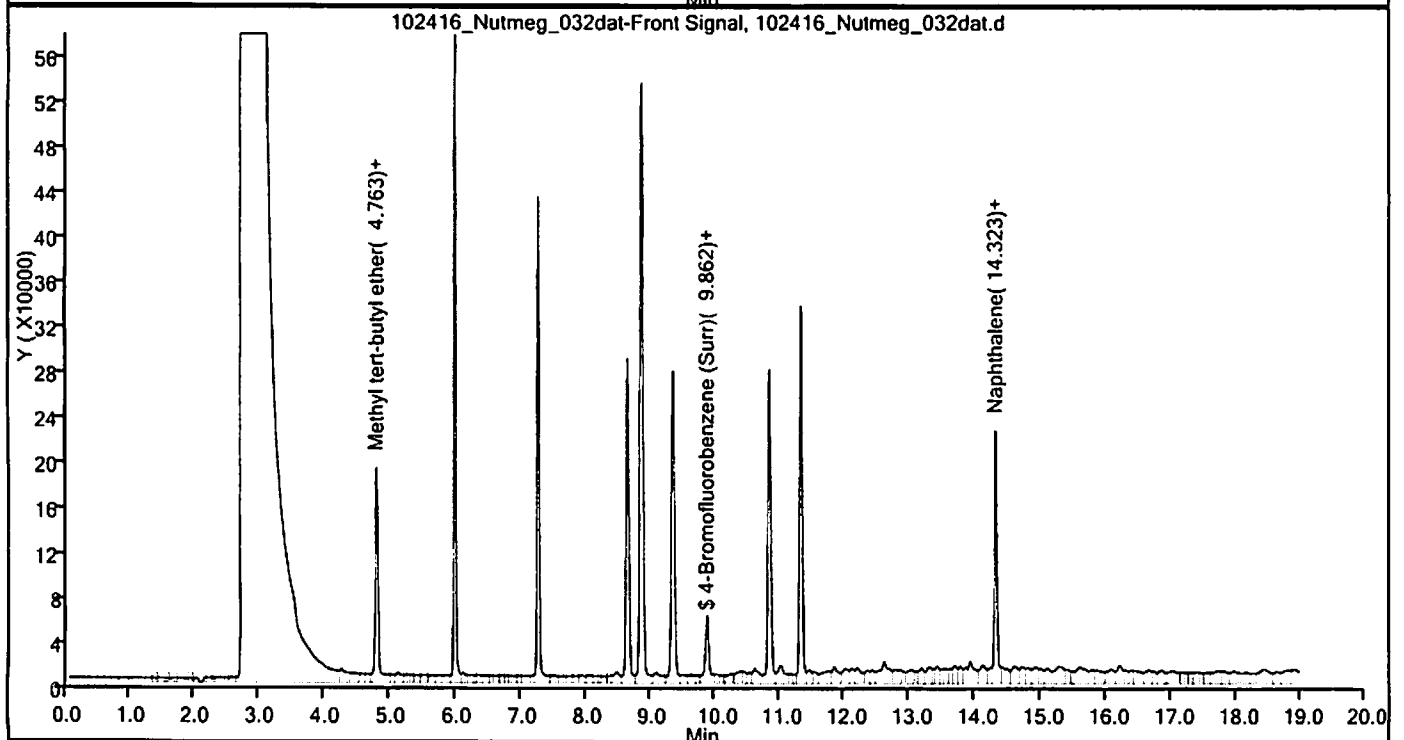
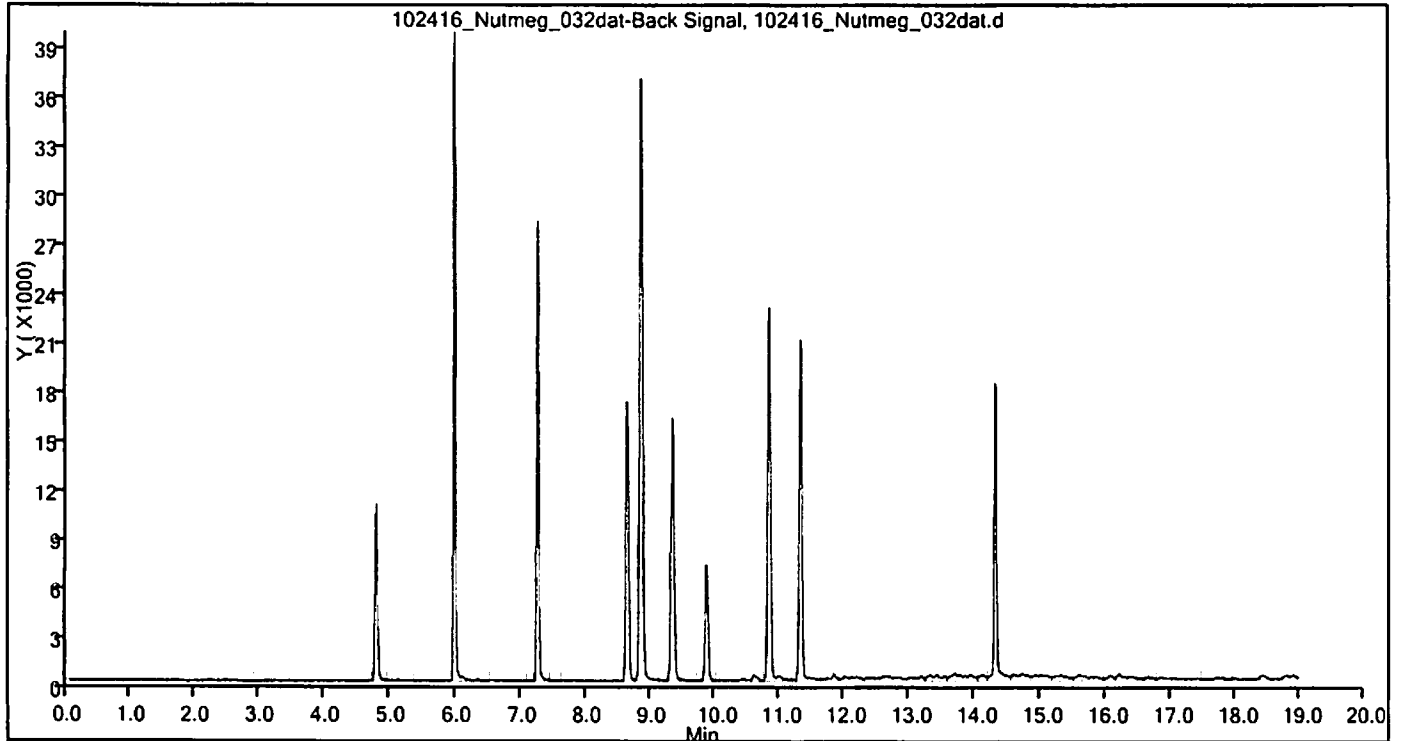
Worklist Smp#: 32

Purge Vol: 5.000 mL

Dil. Factor: 1.0000

Method: OA1_PVOC Soils

Limit Group: GCV WI GRO ICAL



TestAmerica Cedar Falls
Target Compound Quantitation Report

Data File: \\ChromNA\CedarFalls\ChromData\Nutmeg\20161024-32918.b\102416_Nutmeg_032dat.d
 Lims ID: ccv
 Client ID:
 Sample Type: CCV
 Inject. Date: 25-Oct-2016 03:32:00 ALS Bottle#: 0 Worklist Smp#: 32
 Purge Vol: 5.000 mL Dil. Factor: 1.0000
 Sample Info: 310-0032918-032
 Misc. Info.: 310-0032918-032
 Operator ID: System Instrument ID: Nutmeg
 Sublist: chrom-OA1_PVOC Soils*sub2
 Method: \\ChromNA\CedarFalls\ChromData\Nutmeg\20161024-32918.b\OA1_PVOC Soils.m
 Limit Group: GCV WI GRO ICAL
 Last Update: 25-Oct-2016 09:54:42 Calib Date: 19-Oct-2016 23:55:00
 Integrator: Falcon
 Quant Method: External Standard Quant By: Initial Calibration
 Last ICal File: \\ChromNA\CedarFalls\ChromData\Nutmeg\20161019-32823.b\101916_Nutmeg_013dat.d
 Column 1 : Det: IC 082012_NUTMEG_013dat-Back Signal
 Column 2 : Det: IC 082012_NUTMEG_013dat-Front Signal
 Process Host: XAWRK023

First Level Reviewer: meyerch

Date:

25-Oct-2016 09:51:25

Det	RT (min.)	Exp RT (min.)	Dlt RT (min.)	Response	Cal Amt ug/l	OnCol Amt ug/l	Flags
9 Methyl tert-butyl ether							
1	4.763	4.758	0.005	29364	80.0	83.5	M
2	4.763	4.758	0.005	613279			
4 Benzene							
1	5.957	5.954	0.003	74689	80.0	77.7	M
6 Toluene							
1	7.233	7.232	0.001	59729	80.0	74.7	M
10 Ethylbenzene							
1	8.621	8.618	0.003	49974	80.0	74.5	M
3 m-Xylene & p-Xylene							
1	8.838	8.836	0.002	119713	160.0	158.8	M
5 o-Xylene							
1	9.328	9.326	0.002	54261	80.0	77.3	M
A 12 C6-C10 WI							
2	9.537	(4.658-14.423)		13303965	800.0	942.4	
\$ 1 4-Bromofluorobenzene (Surr)							
1	9.862	9.861	0.001	22521	20.0	19.7	M
2	9.862	9.861	0.001	244612			
15 1,3,5-Trimethylbenzene							
1	10.838	10.838	0.000	70935	80.0	77.7	M
13 1,2,4-Trimethylbenzene							
1	11.328	11.327	0.001	61394	80.0	82.6	M
14 Naphthalene							
1	14.323	14.323	0.000	48817	80.0	102.6	M
2	14.323	14.323	0.000	622017			

S 2 Xylenes, Total

1

240.0 236.2
Page 140 of 173

10/26/2016

QC Flag Legend

Review Flags

M - Manually Integrated

Reagents:

GV_I_WI_CCV40_00006

Amount Added: 100.00

Units: uL

GV_I_BFBn54_00002

Amount Added: 1.00

Units: uL

Run Reagent

TestAmerica Cedar Falls

Data File: \\ChromNA\CedarFalls\ChromData\Nutmeg\20161024-32918.b\102416_Nutmeg_032dat.d

Injection Date: 25-Oct-2016 03:32:00

Instrument ID: Nutmeg

Lims ID: ccv

Client ID:

Operator ID: System

ALS Bottle#: 0

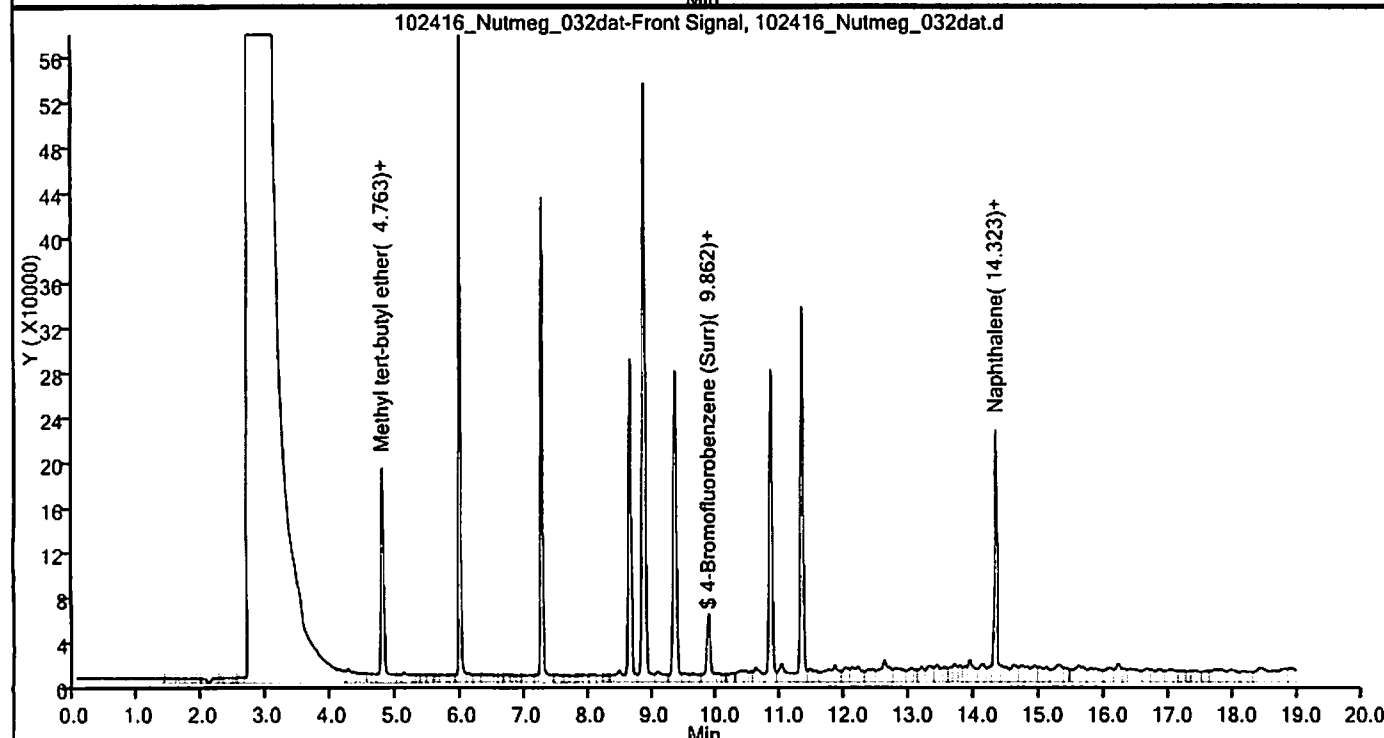
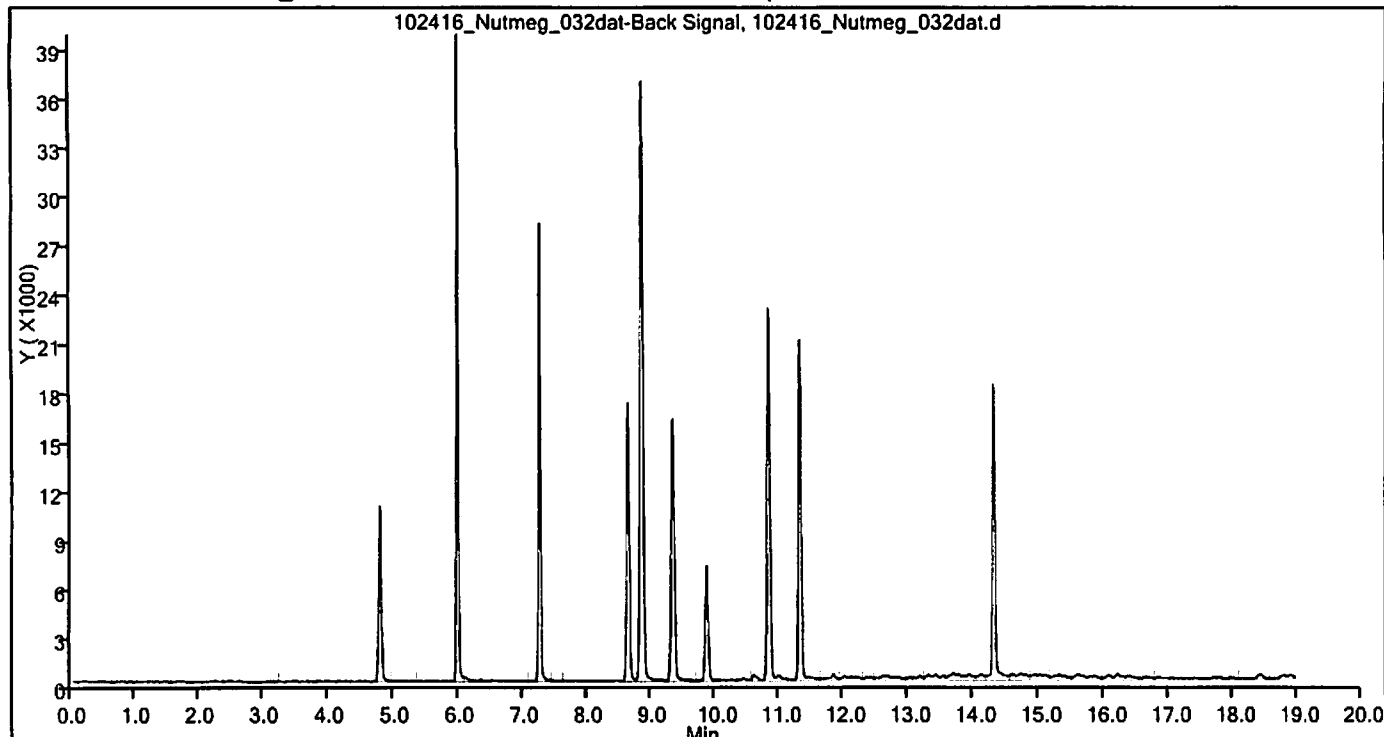
Worklist Smp#: 32

Purge Vol: 5.000 mL

Dil. Factor: 1.0000

Method: OA1_PVOC Soils

Limit Group: GCV WI GRO ICAL



Method WI DRO

Wisconsin - Diesel Range Organics
(GC) by Method WI_DRO

TestAmerica Cedar Falls
Target Compound Quantitation Report

Data File: \\ChromNA\CedarFalls\ChromData\Joker\20161021-32854.b\102216_JOKER_019-FID.d

Lims ID: 310-91980-B-2-A

Client ID: B-1

Sample Type: Client

Inject. Date: 22-Oct-2016 09:25:00

ALS Bottle#: 0

Worklist Smp#: 48

Injection Vol: 1.0 ul

Dil. Factor: 10.0000

Sample Info: 310-0032854-048

Misc. Info.: 310-0032854-048

Operator ID: System

Instrument ID: Joker

Method: \\ChromNA\CedarFalls\ChromData\Joker\20161021-32854.b\WI DRO - Joker.m

Limit Group: GC WI DRO ICAL

Last Update: 24-Oct-2016 08:08:12

Calib Date: 23-Sep-2016 14:12:00

Integrator: Falcon

Quant Method: External Standard

Quant By: Initial Calibration

Last ICal File: \\ChromNA\CedarFalls\ChromData\Joker\20160921-32215.b\092116_JOKER_023dat-FID.d

Column 1 :

Det: IC 071812_JOKER_019DAT-Joker

Process Host: XAWRK028

RT (min.)	Exp RT (min.)	Dlt RT (min.)	Response	OnCol Amt ug/ml	Flags
--------------	------------------	------------------	----------	--------------------	-------

A 2 C10-C28

12.022 (6.803-17.252) 2562597852 23087

Report Date: 24-Oct-2016 08:17:29

Chrom Revision: 2.2 17-Oct-2016 09:27:18

TestAmerica Cedar Falls

Data File: \\ChromNA\CedarFalls\ChromData\Joker\20161021-32854.b\102216_JOKER_019-FID.d

Injection Date: 22-Oct-2016 09:25:00

Instrument ID: Joker

Operator ID: System

Lims ID: 310-91980-B-2-A

Lab Sample ID: 310-91980-2

Worklist Smp#: 48

Client ID: B-1

Injection Vol: 1.0 ul

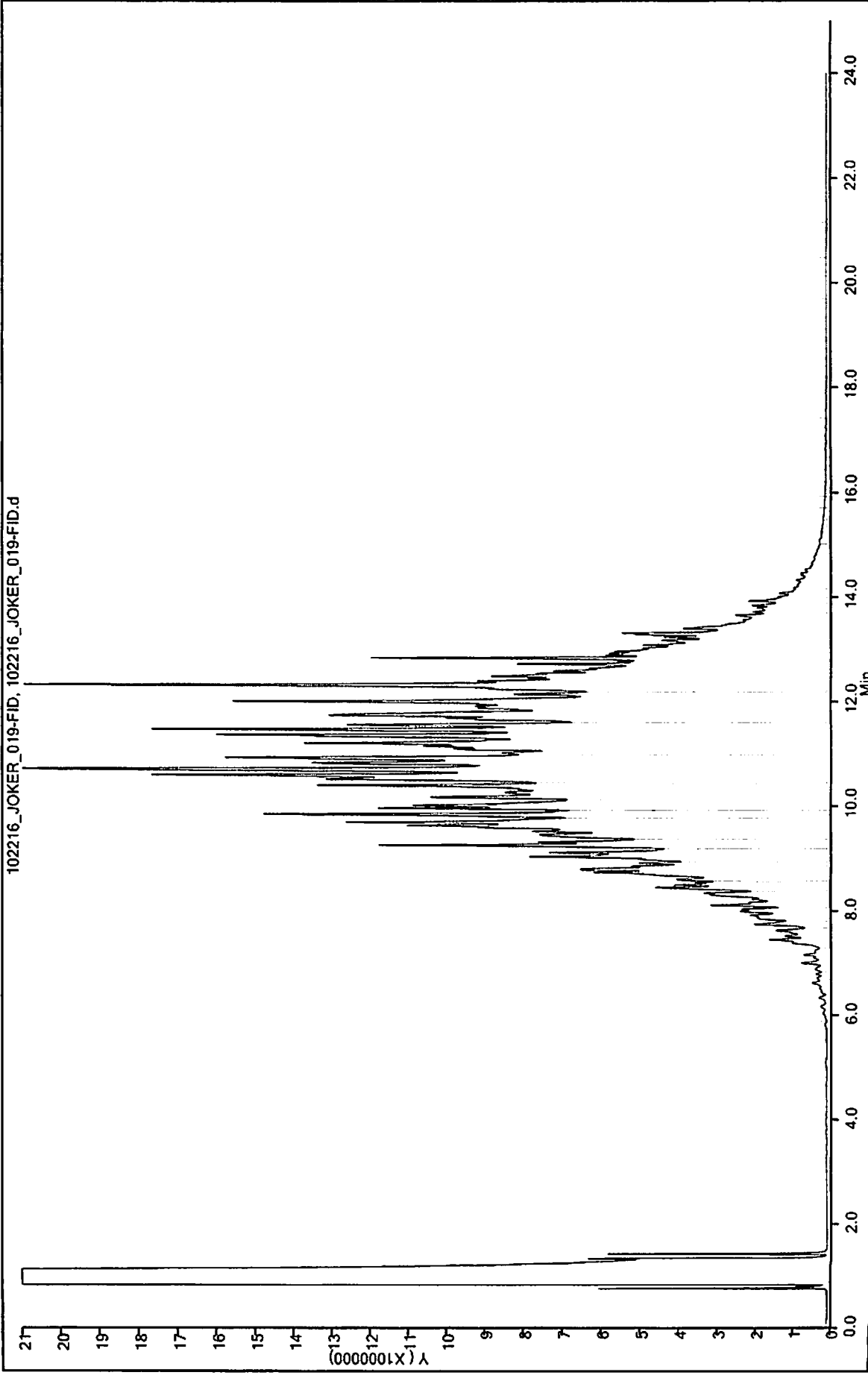
Dil. Factor: 10.0000

ALS Bottle#: 0

Method: WI DRO - Joker

Limit Group: GC WI DRO ICAL

102216_JOKER_019-FID; 102216_JOKER_019-FID.d



TestAmerica Cedar Falls
Target Compound Quantitation Report

Data File: \\ChromNA\CedarFalls\ChromData\Joker\20161021-32854.b\102216_JOKER_020-FID.d

Lims ID: 310-91980-B-3-A

Client ID: B-2

Sample Type: Client

Inject. Date: 22-Oct-2016 09:57:00

ALS Bottle#: 0

Worklist Smp#: 49

Injection Vol: 1.0 ul

Dil. Factor: 1.0000

Sample Info: 310-0032854-049

Misc. Info.: 310-0032854-049

Operator ID: System

Instrument ID: Joker

Method: \\ChromNA\CedarFalls\ChromData\Joker\20161021-32854.b\WI DRO - Joker.m

Limit Group: GC WI DRO ICAL

Last Update: 24-Oct-2016 08:07:51

Calib Date: 23-Sep-2016 14:12:00

Integrator: Falcon

Quant Method: External Standard

Quant By: Initial Calibration

Last ICal File: \\ChromNA\CedarFalls\ChromData\Joker\20160921-32215.b\092116_JOKER_023dat-FID.d

Column 1 :

Det: IC 071812_JOKER_019DAT-Joker

Process Host: XAWRK028

RT (min.)	Exp RT (min.)	Dlt RT (min.)	Response	OnCol Amt ug/ml	Flags
--------------	------------------	------------------	----------	--------------------	-------

A 2 C10-C28

12.022 (6.792-17.252) 37232554 326.1

Report Date: 24-Oct-2016 08:08:09

Chrom Revision: 2.2 17-Oct-2016 09:27:18

TestAmerica Cedar Falls

Data File: \\ChromNA\CedarFalls\ChromData\Joker\20161021-32854.b\102216_JOKER_020-FID.d

Injection Date: 22-Oct-2016 09:57:00

Instrument ID: Joker

Operator ID: System

Lims ID: 310-91980-B-3-A

Lab Sample ID: 310-91980-3

Worklist Smp#: 49

Client ID: B-2

Injection Vol: 1.0 ul

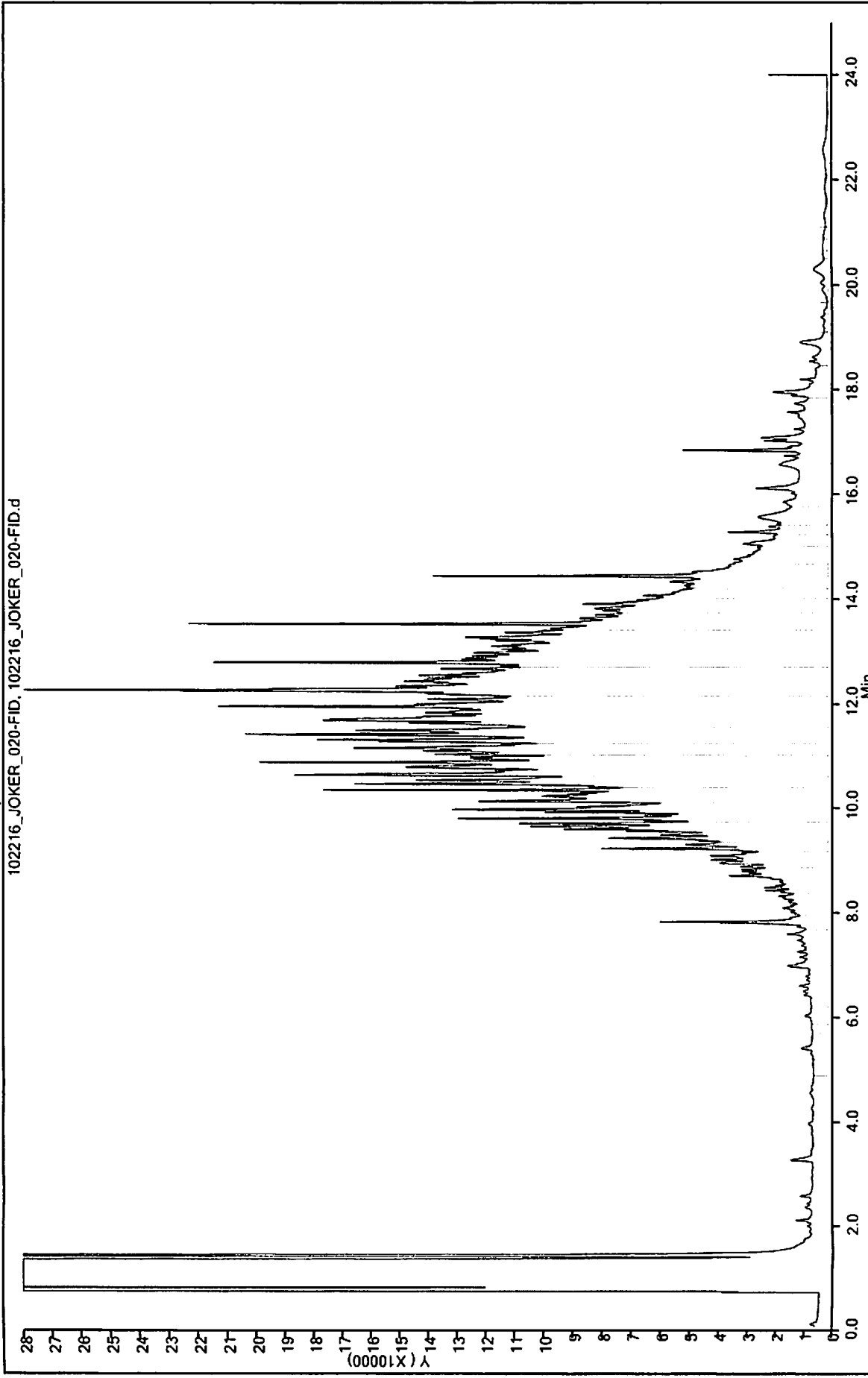
Dil. Factor: 1.0000

ALS Bottle#: 0

Method: WI DRO - Joker

Limit Group: GC WI DRO ICAL

102216_JOKER_020-FID.102216_JOKER_020-FID.d



TestAmerica Cedar Falls
Target Compound Quantitation Report

Data File: \\ChromNA\CedarFalls\ChromData\Joker\20161021-32854.b\102216_JOKER_021-FID.d

Lims ID: 310-91980-B-4-A

Client ID: B-3

Sample Type: Client

Inject. Date: 22-Oct-2016 10:29:00

ALS Bottle#: 0

Worklist Smp#: 50

Injection Vol: 1.0 ul

Dil. Factor: 1.0000

Sample Info: 310-0032854-050

Misc. Info.: 310-0032854-050

Operator ID: System

Instrument ID: Joker

Method: \\ChromNA\CedarFalls\ChromData\Joker\20161021-32854.b\WI DRO - Joker.m

Limit Group: GC WI DRO ICAL

Last Update: 24-Oct-2016 08:07:51

Calib Date: 23-Sep-2016 14:12:00

Integrator: Falcon

Quant Method: External Standard

Quant By: Initial Calibration

Last ICal File: \\ChromNA\CedarFalls\ChromData\Joker\20160921-32215.b\092116_JOKER_023dat-FID.d

Column 1 :

Det: IC 071812_JOKER_019DAT-Joker

Process Host: XAWRK028

RT (min.)	Exp RT (min.)	Dlt RT (min.)	Response	OnCol Amt ug/ml	Flags
--------------	------------------	------------------	----------	--------------------	-------

A 2 C10-C28

12.022 (6.792-17.252) 54004377 477.2

Report Date: 24-Oct-2016 08:08:10

Chrom Revision: 2.2 17-Oct-2016 09:27:18

TestAmerica Cedar Falls

Data File: \\ChromNA\CedarFalls\ChromData\Joker\20161021-32854.b\102216_JOKER_021-FID.d

Injection Date: 22-Oct-2016 10:29:00

Instrument ID: Joker

Operator ID: System

Lims ID: 310-91980-B-4-A

Lab Sample ID: 310-91980-4

Worklist Smp#: 50

Client ID: B-3

Injection Vol: 1.0 ul

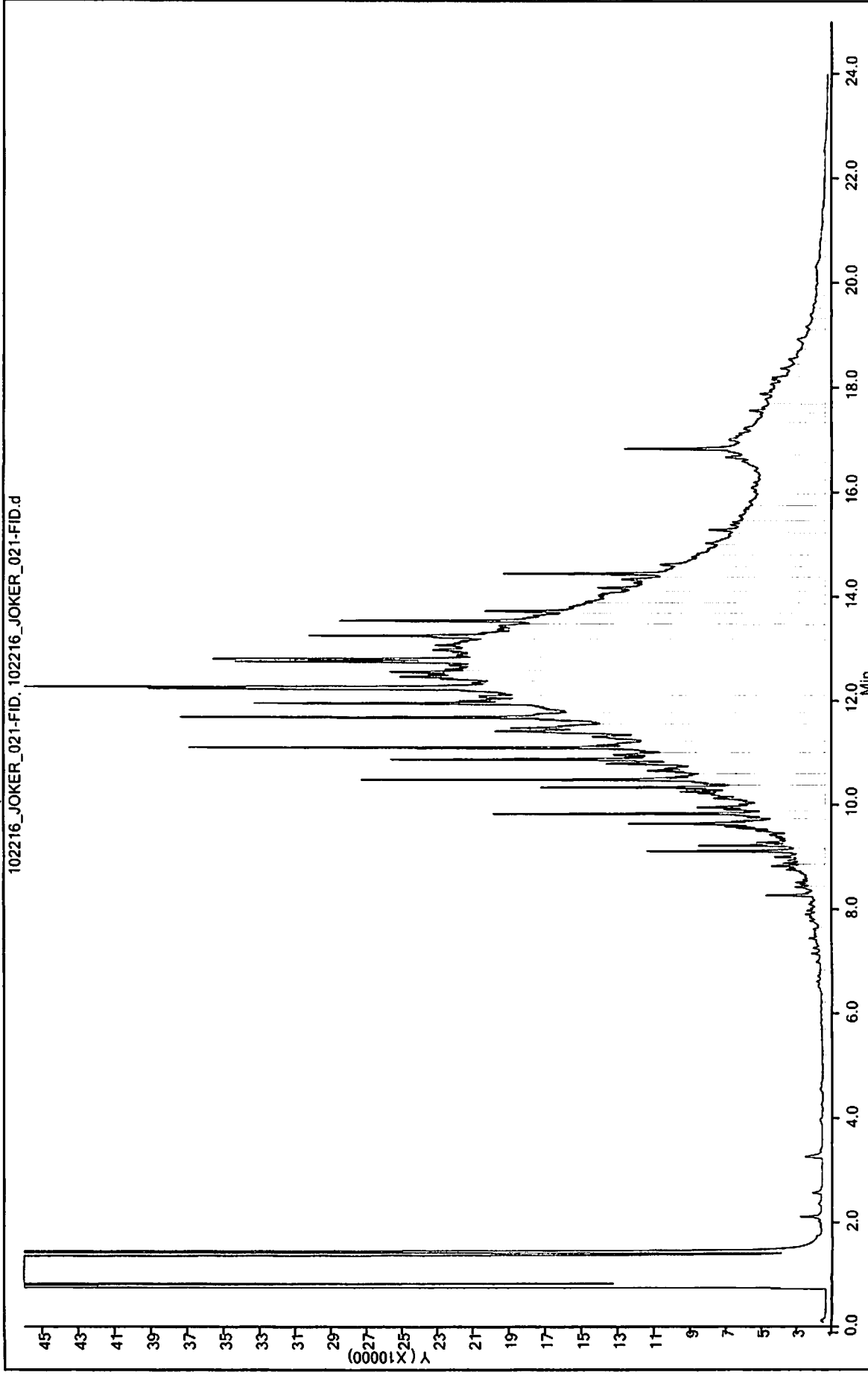
Dil. Factor: 1.0000

ALS Bottle#: 0

Method: WI DRO - Joker

Limit Group: GC WI DRO ICAL

102216_JOKER_021-FID.102216_JOKER_021-FID.d



TestAmerica Cedar Falls
Target Compound Quantitation Report

Data File: \\ChromNA\CedarFalls\ChromData\Joker\20161021-32854.b\102216_JOKER_022-FID.d

Lims ID: 310-91980-B-5-A

Client ID: B-4

Sample Type: Client

Inject. Date: 22-Oct-2016 11:01:00 ALS Bottle#: 0 Worklist Smp#: 51

Injection Vol: 1.0 ul Dil. Factor: 1.0000

Sample Info: 310-0032854-051

Misc. Info.: 310-0032854-051

Operator ID: System Instrument ID: Joker

Method: \\ChromNA\CedarFalls\ChromData\Joker\20161021-32854.b\WI DRO - Joker.m

Limit Group: GC WI DRO ICAL

Last Update: 24-Oct-2016 08:07:51 Calib Date: 23-Sep-2016 14:12:00

Integrator: Falcon

Quant Method: External Standard Quant By: Initial Calibration

Last ICal File: \\ChromNA\CedarFalls\ChromData\Joker\20160921-32215.b\092116_JOKER_023dat-FID.d

Column 1 : Det: IC 071812_JOKER_019DAT-Joker

Process Host: XAWRK028

RT (min.)	Exp RT (min.)	Dlt RT (min.)	Response	OnCol Amt ug/ml	Flags
--------------	------------------	------------------	----------	--------------------	-------

A 2 C10-C28
12.022 (6.792-17.252) 1446940232 13031

Report Date: 24-Oct-2016 08:08:10

Chrom Revision: 2.2 17-Oct-2016 09:27:18

TestAmerica Cedar Falls

Data File: \\ChromNA\CedarFalls\ChromData\Joker\20161021-32854.b\102216_JOKER_022-FID.d

Injection Date: 22-Oct-2016 11:01:00

Instrument ID: Joker

Operator ID: System

Lims ID: 310-91980-B-5-A

Lab Sample ID: 310-91980-5

Worklist Smp#: 51

Client ID: B-4

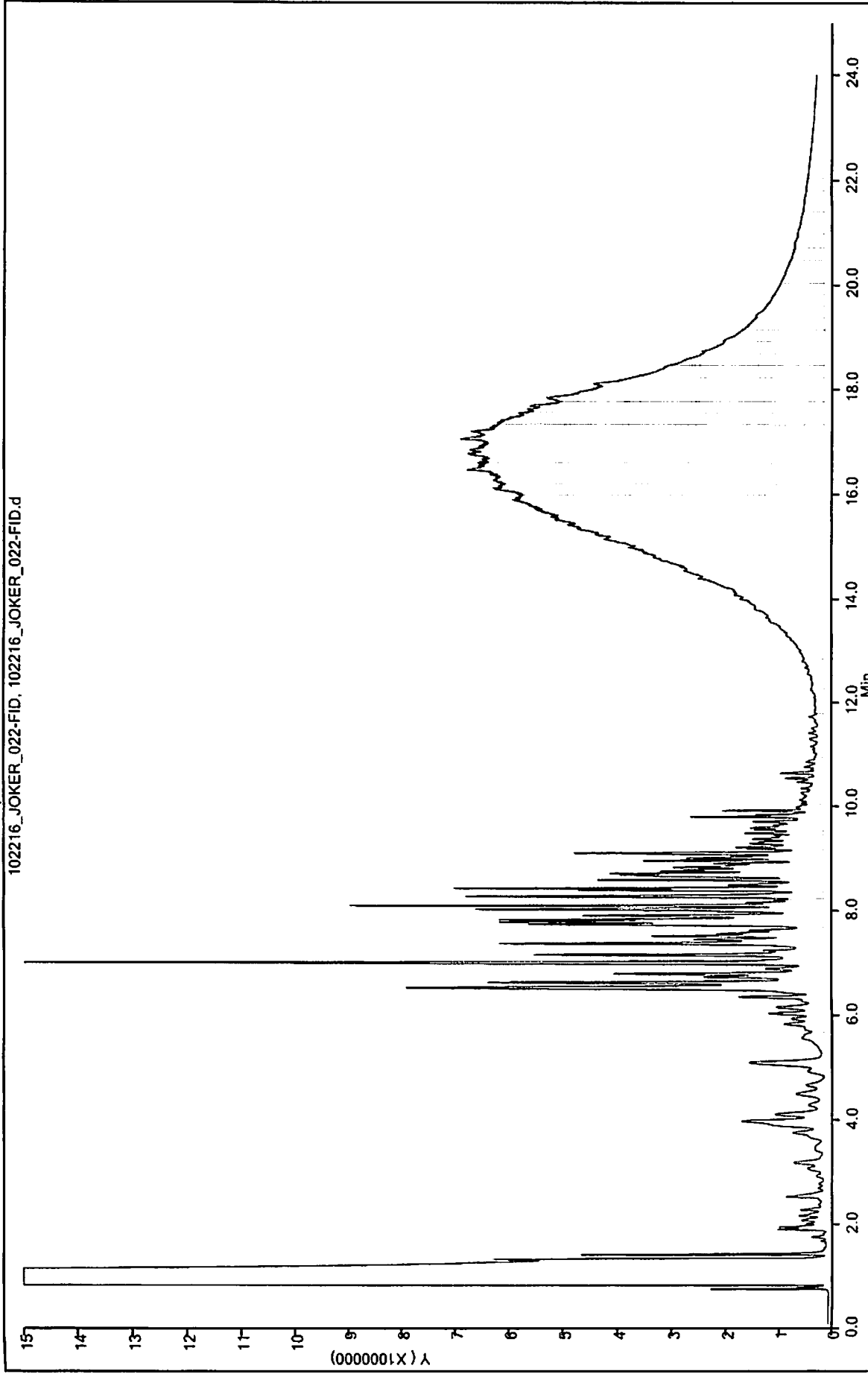
Injection Vol: 1.0 ul

Dil. Factor: 1.0000

ALS Bottle#: 0

Method: WI DRO - Joker

Limit Group: GC WI DRO ICAL



TestAmerica Cedar Falls
Target Compound Quantitation Report

Data File: \\ChromNA\CedarFalls\ChromData\Batman-F\20161025-32952.b\102516_BATMANFRONT_005dat-front detect
 Lims ID: 310-91980-B-12-A
 Client ID: D-1
 Sample Type: Client
 Inject. Date: 25-Oct-2016 12:03:00 ALS Bottle#: 0 Worklist Smp#: 5
 Injection Vol: 1.0 ul Dil. Factor: 10.0000
 Sample Info: 310-0032952-005
 Misc. Info.: 310-0032952-005
 Operator ID: System Instrument ID: Batman-F
 Method: \\ChromNA\CedarFalls\ChromData\Batman-F\20161025-32952.b\WI_DRO1.m
 Limit Group: GC WI DRO ICAL
 Last Update: 26-Oct-2016 05:25:01 Calib Date: 17-Oct-2016 15:53:00
 Integrator: Falcon
 Quant Method: External Standard Quant By: Initial Calibration
 Last ICal File: \\ChromNA\CedarFalls\ChromData\Batman-F\20161017-32746.b\101716_BATMANFRONT_012dat-front detect

Column 1 : Det: IC 071812_JOKER_019DAT-Joker
 Process Host: XAWRK031

RT (min.)	Exp RT (min.)	Dlt RT (min.)	Response	OnCol Amt ug/ml	Flags
--------------	------------------	------------------	----------	--------------------	-------

A 2 C10-C28
 8.952 (2.638-15.221) 250248079 13607

Report Date: 26-Oct-2016 09:41:16

Chrom Revision: 2.2 17-Oct-2016 09:27:18

TestAmerica Cedar Falls

Data File: \\ChromNA\CedarFalls\ChromData\Batman-F\20161025-32952.b\102516_BATMANFRONT_005dat-front detector.d

Injection Date: 25-Oct-2016 12:03:00

Operator ID: Batman-F System

Lims ID: 310-91980-B-12-A

Worklist Smp#: 5

Client ID: D-1

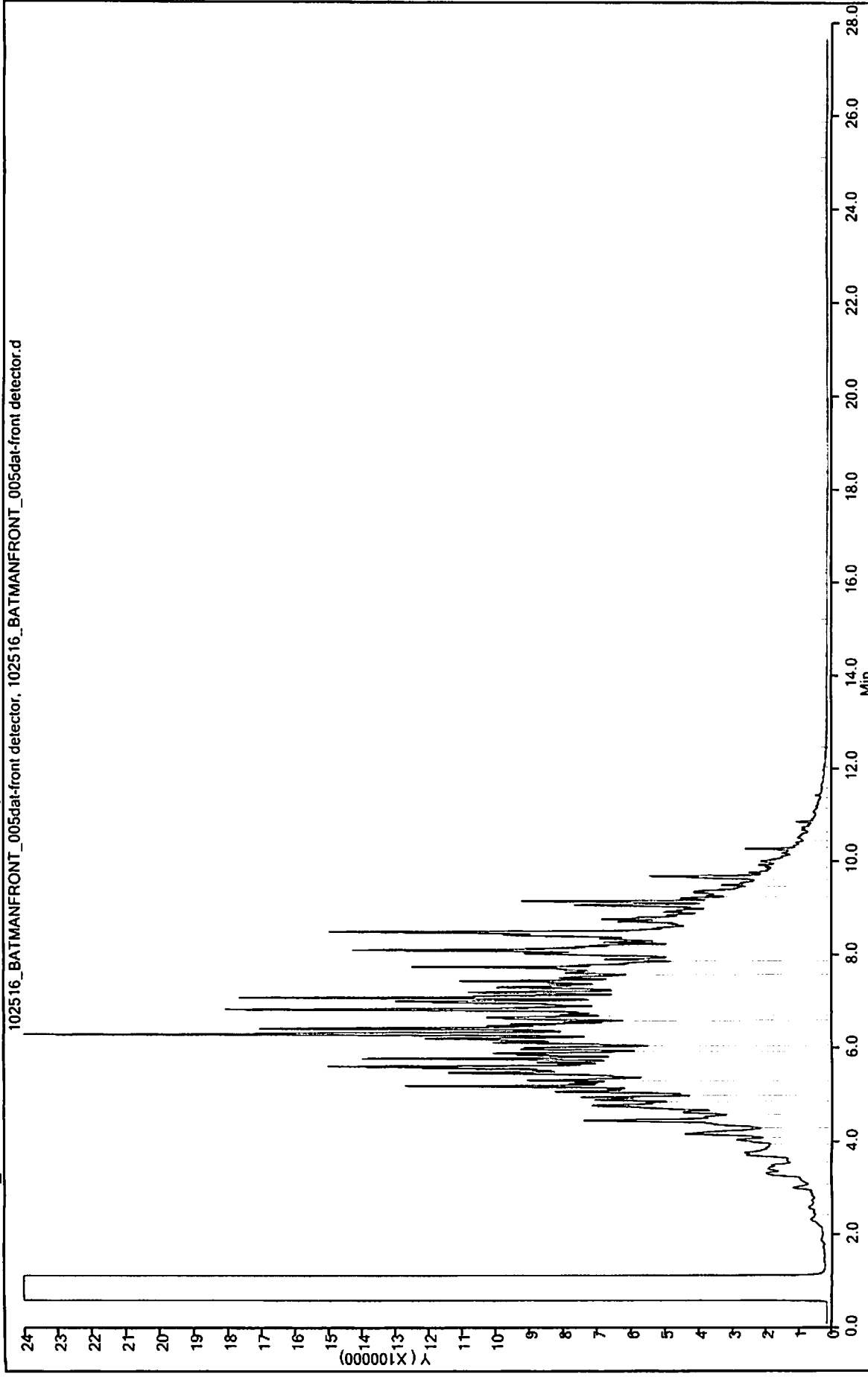
ALS Bottle#: 0

Dil. Factor: 10.0000

Limit Group: GC WI DRO ICAL

Injection Vol: 1.0 ul

Method: WI_DRO1



TestAmerica Cedar Falls
Target Compound Quantitation Report

Data File: \\ChromNA\CedarFalls\ChromData\Batman-F\20161024-32906.b\102416_BATMANFRONT_022dat-front detect
 Lims ID: 310-91980-B-13-A
 Client ID: D-2
 Sample Type: Client
 Inject. Date: 24-Oct-2016 22:12:00 ALS Bottle#: 0 Worklist Smp#: 22
 Injection Vol: 1.0 ul Dil. Factor: 1.0000
 Sample Info: 310-0032906-022
 Misc. Info.: 310-0032906-022
 Operator ID: System Instrument ID: Batman-F
 Method: \\ChromNA\CedarFalls\ChromData\Batman-F\20161024-32906.b\WI_DRO1.m
 Limit Group: GC WI DRO ICAL
 Last Update: 25-Oct-2016 10:57:59 Calib Date: 17-Oct-2016 15:53:00
 Integrator: Falcon
 Quant Method: External Standard Quant By: Initial Calibration
 Last ICal File: \\ChromNA\CedarFalls\ChromData\Batman-F\20161017-32746.b\101716_BATMANFRONT_012dat-front detect

Column 1 : Det: IC 071812_JOKER_019DAT-Joker
 Process Host: XAWRK034

RT (min.)	Exp RT (min.)	Dlt RT (min.)	Response	OnCol Amt ug/ml	Flags
--------------	------------------	------------------	----------	--------------------	-------

A 2 C10-C28
 8.946 (2.671-15.221) 409724316 22333

Report Date: 25-Oct-2016 10:58:20

Chrom Revision: 2.2 17-Oct-2016 09:27:18

TestAmerica Cedar Falls

Data File: \\ChromNA\CedarFalls\ChromData\Batman-F\20161024-32906.b\102416_BATMANFRONT_022dat-front detector.d

Injection Date: 24-Oct-2016 22:12:00

Operator ID: System

Lims ID: 310-91980-B-13-A

Worklist Smp#: 22

Client ID: D-2

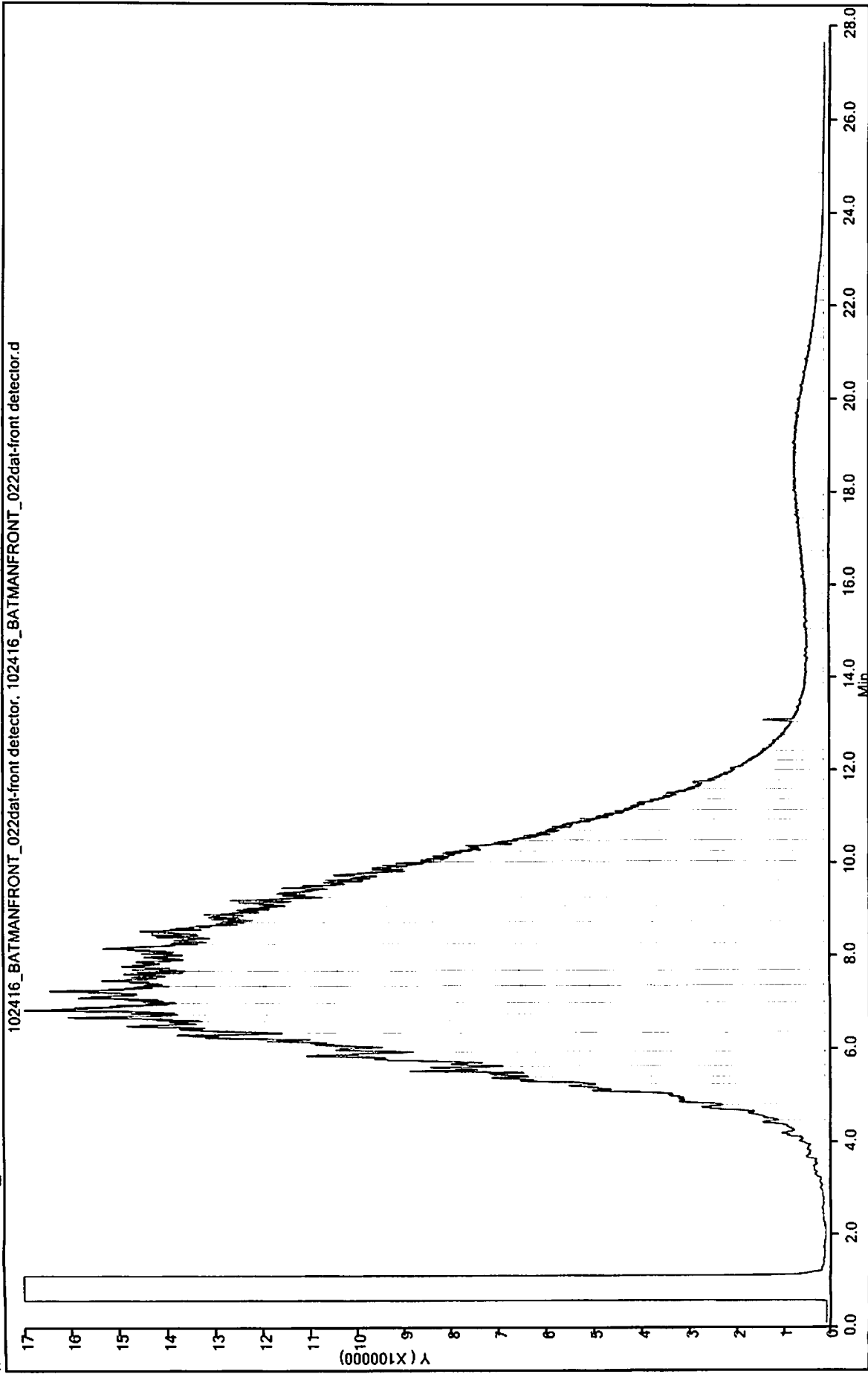
Injection Vol: 1.0 ul

ALS Bottle#: 0

Method: WI_DRO1

Dil. Factor: 1.0000

Limit Group: GC WI DRO ICAL



TestAmerica Cedar Falls
Target Compound Quantitation Report

Data File: \\ChromNA\CedarFalls\ChromData\Batman-F\20161025-32952.b\102516_BATMANFRONT_007dat-front deter
 Lims ID: 310-91980-B-14-A
 Client ID: D-3
 Sample Type: Client
 Inject. Date: 25-Oct-2016 13:14:00 ALS Bottle#: 0 Worklist Smp#: 7
 Injection Vol: 1.0 ul Dil. Factor: 20.0000
 Sample Info: 310-0032952-007
 Misc. Info.: 310-0032952-007
 Operator ID: System Instrument ID: Batman-F
 Method: \\ChromNA\CedarFalls\ChromData\Batman-F\20161025-32952.b\WI_DRO1.m
 Limit Group: GC WI DRO ICAL
 Last Update: 26-Oct-2016 05:25:01 Calib Date: 17-Oct-2016 15:53:00
 Integrator: Falcon
 Quant Method: External Standard Quant By: Initial Calibration
 Last ICal File: \\ChromNA\CedarFalls\ChromData\Batman-F\20161017-32746.b\101716_BATMANFRONT_012dat-front deter

Column 1 : Det: IC 071812_JOKER_019DAT-Joker
 Process Host: XAWRK031

RT (min.)	Exp RT (min.)	Dlt RT (min.)	Response	OnCol Amt ug/ml	Flags
--------------	------------------	------------------	----------	--------------------	-------

A 2 C10-C28
 8.952 (2.638-15.221) 256754959 13963

Report Date: 26-Oct-2016 09:41:18

Chrom Revision: 2.2 17-Oct-2016 09:27:18

TestAmerica Cedar Falls

Data File: \\ChromNA\CedarFalls\ChromData\Batman-F\20161025-32952.b\102516_BATMANFRONT_007dat-front detector.d

Injection Date: 25-Oct-2016 13:14:00

Operator ID: System

Lims ID: 310-91980-B-14-A

Lab Sample ID: 310-91980-14

Worklist Smp#: 7

Client ID: D-3

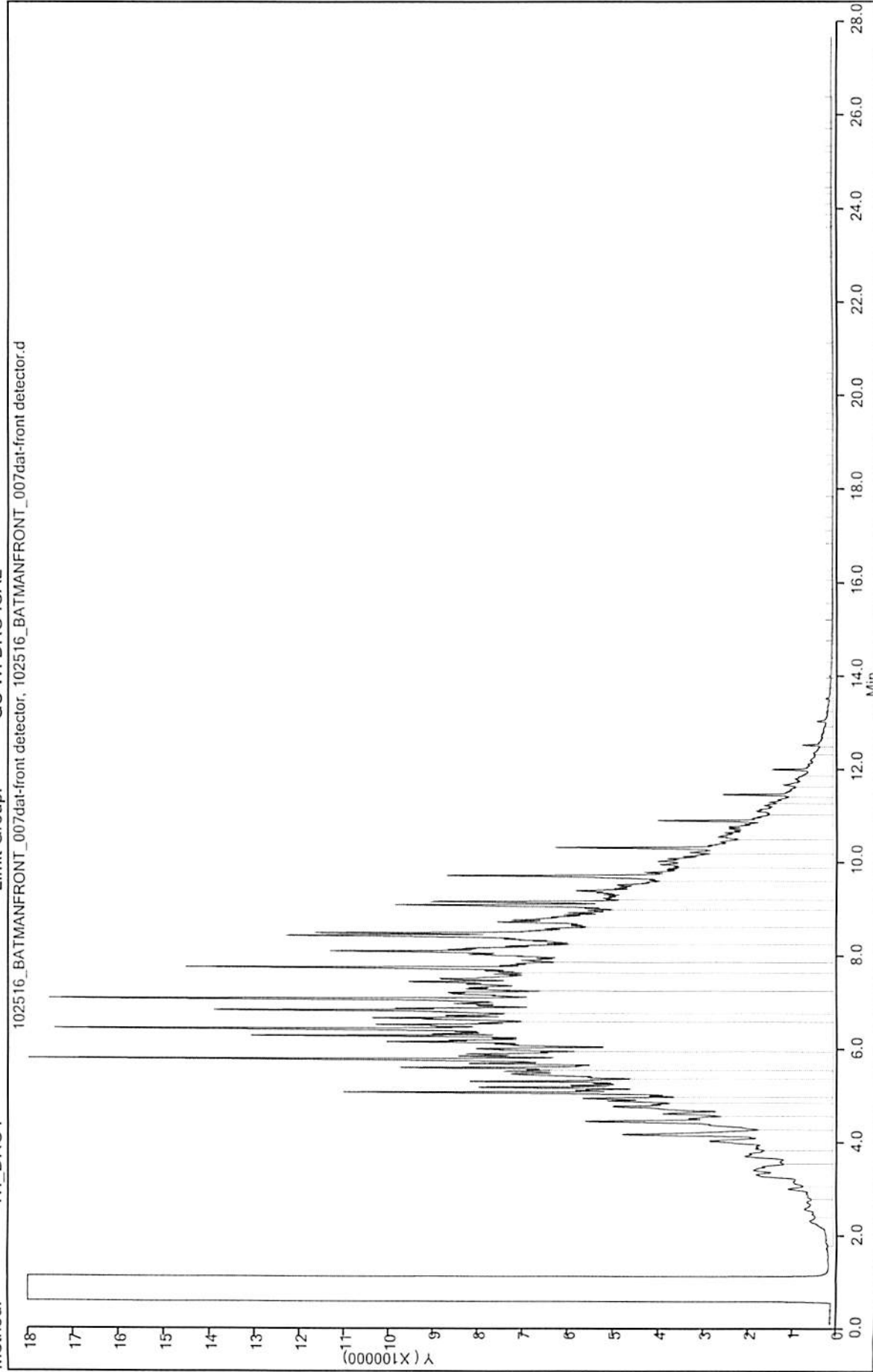
Injection Vol: 1.0 ul

Dil. Factor: 20.0000

ALS Bottle#: 0

Method: WI_DRO1

Limit Group: GC WI DRO ICAL



TestAmerica Cedar Falls
Target Compound Quantitation Report

Data File: \\ChromNA\CedarFalls\ChromData\Batman-F\20161025-32952.b\102516_BATMANFRONT_009dat-front detect
 Lims ID: 310-91980-B-15-A
 Client ID: D-4
 Sample Type: Client
 Inject. Date: 25-Oct-2016 14:26:00 ALS Bottle#: 0 Worklist Smp#: 9
 Injection Vol: 1.0 ul Dil. Factor: 10.0000
 Sample Info: 310-0032952-009
 Misc. Info.: 310-0032952-009
 Operator ID: System Instrument ID: Batman-F
 Method: \\ChromNA\CedarFalls\ChromData\Batman-F\20161025-32952.b\WI_DRO1.m
 Limit Group: GC WI DRO ICAL
 Last Update: 26-Oct-2016 05:25:01 Calib Date: 17-Oct-2016 15:53:00
 Integrator: Falcon
 Quant Method: External Standard Quant By: Initial Calibration
 Last ICal File: \\ChromNA\CedarFalls\ChromData\Batman-F\20161017-32746.b\101716_BATMANFRONT_012dat-front detect

Column 1 : Det: IC 071812_JOKER_019DAT-Joker

Process Host: XAWRK031

RT (min.)	Exp RT (min.)	Dlt RT (min.)	Response	OnCol Amt ug/ml	Flags
--------------	------------------	------------------	----------	--------------------	-------

A 2 C10-C28
 8.952 (2.638-15.221) 280755438 15277

Report Date: 26-Oct-2016 09:41:20

Chrom Revision: 2.2 17-Oct-2016 09:27:18

TestAmerica Cedar Falls

Data File: \\ChromNA\CedarFalls\ChromData\Batman-F\20161025-32952.b\102516_BATMANFRONT_009dat-front detector.d

Injection Date: 25-Oct-2016 14:26:00

Operator ID: System

Lims ID: 310-91980-B-15-A

Worklist Smp#: 9

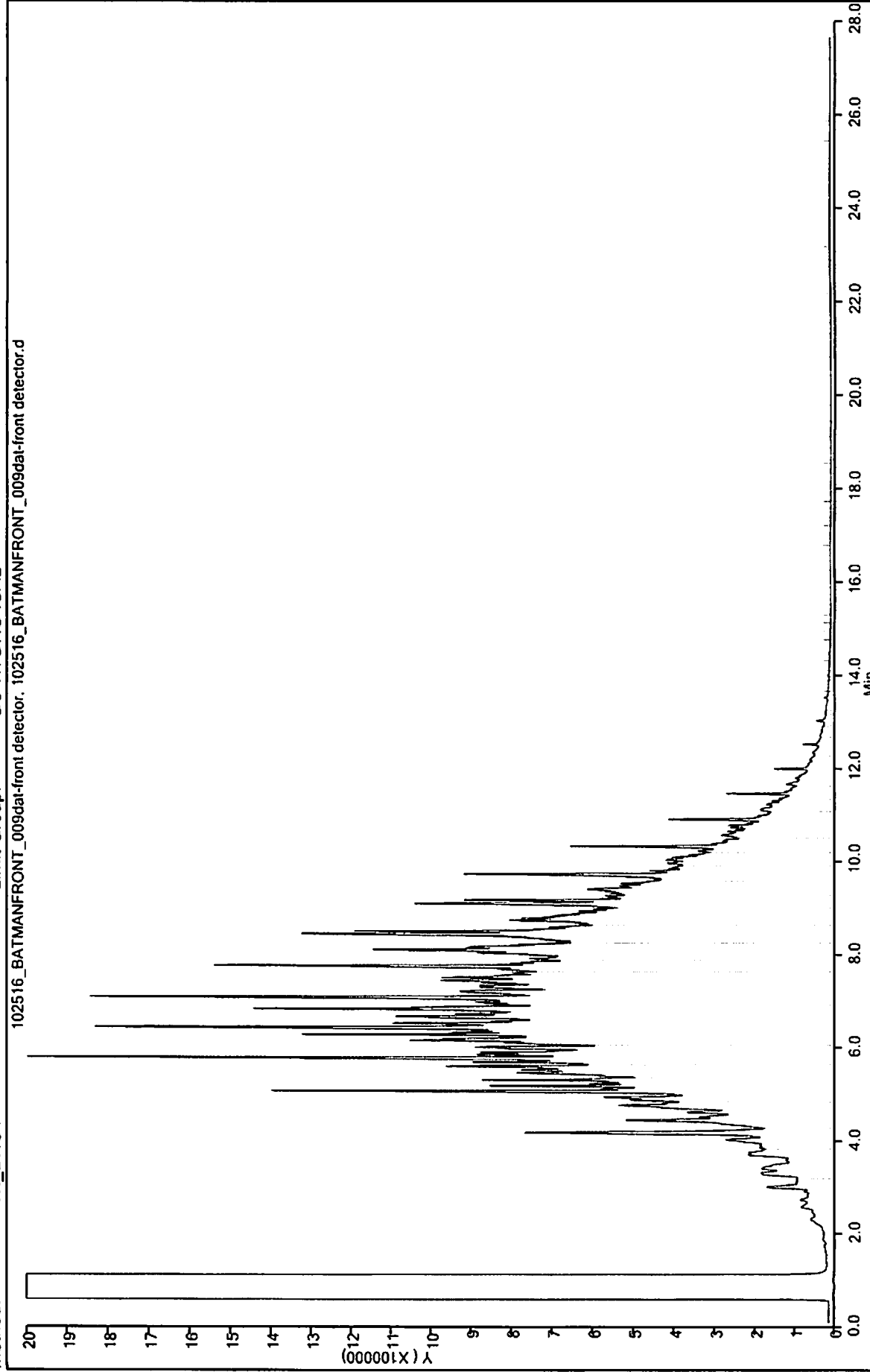
Client ID: D-4

Injection Vol: 1.0 ul

ALS Bottle#: 0

Method: WJ_DRO1

Dil. Factor: 10.0000
Limit Group: GC WJ DRO ICAL



TestAmerica Cedar Falls
Target Compound Quantitation Report

Data File: \\ChromNA\CedarFalls\ChromData\Batman-F\20161025-32952.b\102516_BATMANFRONT_008dat-front detect
 Lims ID: 310-91980-B-16-A
 Client ID: D-5
 Sample Type: Client
 Inject. Date: 25-Oct-2016 13:50:00 ALS Bottle#: 0 Worklist Smp#: 8
 Injection Vol: 1.0 ul Dil. Factor: 20.0000
 Sample Info: 310-0032952-008
 Misc. Info.: 310-0032952-008
 Operator ID: System Instrument ID: Batman-F
 Method: \\ChromNA\CedarFalls\ChromData\Batman-F\20161025-32952.b\WI_DRO1.m
 Limit Group: GC WI DRO ICAL
 Last Update: 26-Oct-2016 05:25:01 Calib Date: 17-Oct-2016 15:53:00
 Integrator: Falcon
 Quant Method: External Standard Quant By: Initial Calibration
 Last ICal File: \\ChromNA\CedarFalls\ChromData\Batman-F\20161017-32746.b\101716_BATMANFRONT_012dat-front detect

Column 1 : Det: IC 071812_JOKER_019DAT-Joker
 Process Host: XAWRK031

RT (min.)	Exp RT (min.)	Dlt RT (min.)	Response	OnCol Amt ug/ml	Flags
--------------	------------------	------------------	----------	--------------------	-------

A 2 C10-C28
 8.952 (2.638-15.221) 393682021 21455

Report Date: 26-Oct-2016 09:41:19

Chrom Revision: 2.2 17-Oct-2016 09:27:18

TestAmerica Cedar Falls

Data File: \\ChromNA\CedarFalls\ChromData\Batman-F\20161025-32952.b\102516_BATMANFRONT_008dat-front detector.d

Injection Date: 25-Oct-2016 13:50:00

Operator ID: Baitman-F System

Lims ID: 310-91980-B-16-A

Lab Sample ID: 310-91980-16

Worklist Smp#: 8

Client ID: D-5

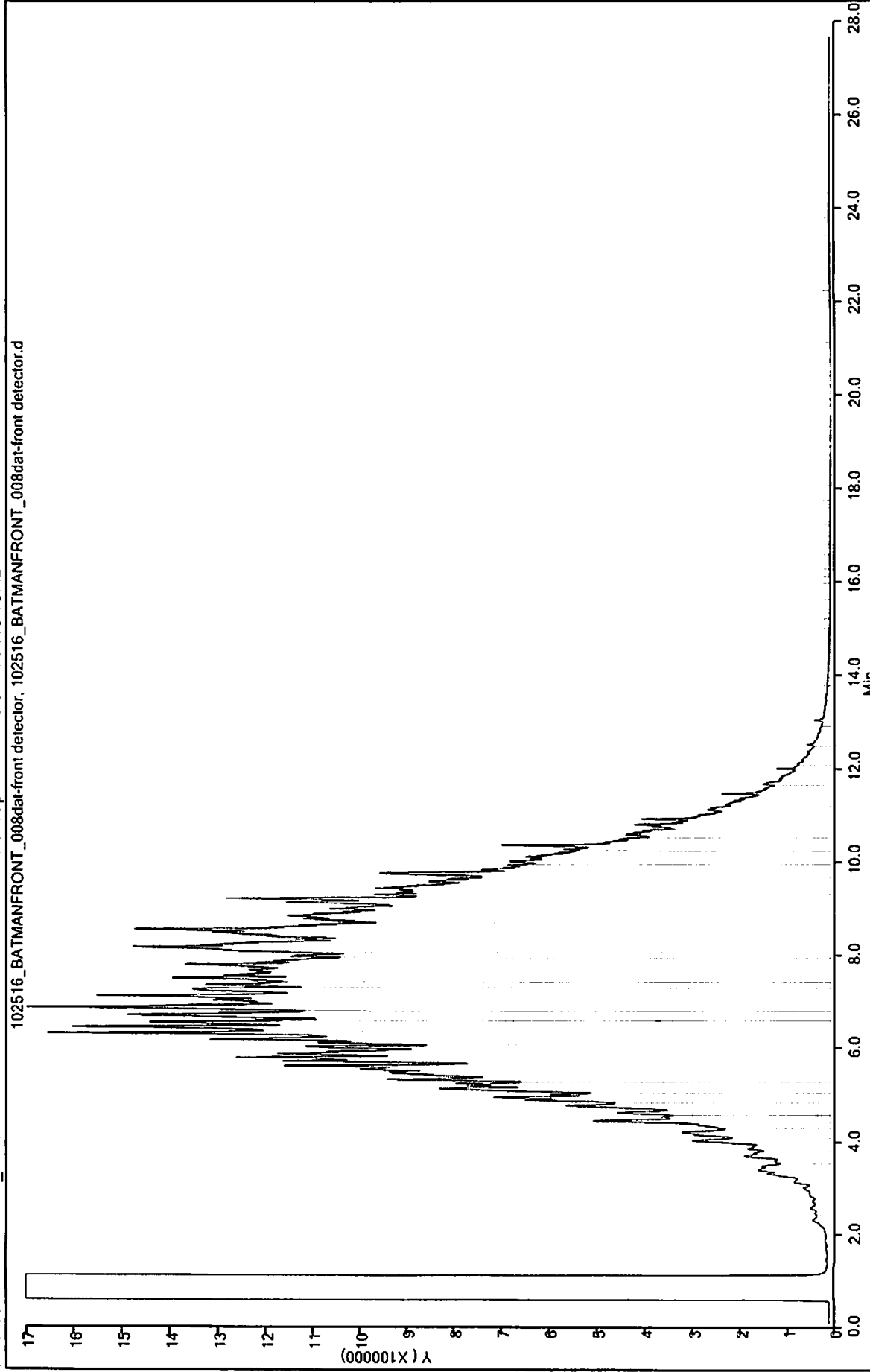
Injection Vol: 1.0 ul

Dil. Factor: 20.0000

ALS Bottle#: 0

Method: WI_DRO1

Limit Group: GC W1 DRO ICAL



TestAmerica Cedar Falls
Target Compound Quantitation Report

Data File: \\ChromNA\CedarFalls\ChromData\Batman-F\20161025-32952.b\102516_BATMANFRONT_006dat-front detect
 Lims ID: 310-91980-B-17-A
 Client ID: D-6
 Sample Type: Client
 Inject. Date: 25-Oct-2016 12:39:00 ALS Bottle#: 0 Worklist Smp#: 6
 Injection Vol: 1.0 ul Dil. Factor: 20.0000
 Sample Info: 310-0032952-006
 Misc. Info.: 310-0032952-006
 Operator ID: System Instrument ID: Batman-F
 Method: \\ChromNA\CedarFalls\ChromData\Batman-F\20161025-32952.b\WI_DRO1.m
 Limit Group: GC WI DRO ICAL
 Last Update: 26-Oct-2016 05:25:01 Calib Date: 17-Oct-2016 15:53:00
 Integrator: Falcon
 Quant Method: External Standard Quant By: Initial Calibration
 Last ICal File: \\ChromNA\CedarFalls\ChromData\Batman-F\20161017-32746.b\101716_BATMANFRONT_012dat-front detect

Column 1 : Det: IC 071812_JOKER_019DAT-Joker
 Process Host: XAWRK031

RT (min.)	Exp RT (min.)	Dlt RT (min.)	Response	OnCol Amt ug/ml	Flags
--------------	------------------	------------------	----------	--------------------	-------

A 2 C10-C28
 8.952 (2.638-15.221) 235326811 12791

Report Date: 26-Oct-2016 09:41:17

Chrom Revision: 2.2 17-Oct-2016 09:27:18

TestAmerica Cedar Falls

Data File: \\ChromNA\CedarFalls\ChromData\Batman-F\20161025-32952.b\102516_BATMANFRONT_006dat-front detector.d

Injection Date: 25-Oct-2016 12:39:00

Instrument ID: Batman-F Operator ID: System

Lims ID: 310-91980-B-17-A

Lab Sample ID: 310-91980-17

Worklist Smp#: 6

Client ID: D-6

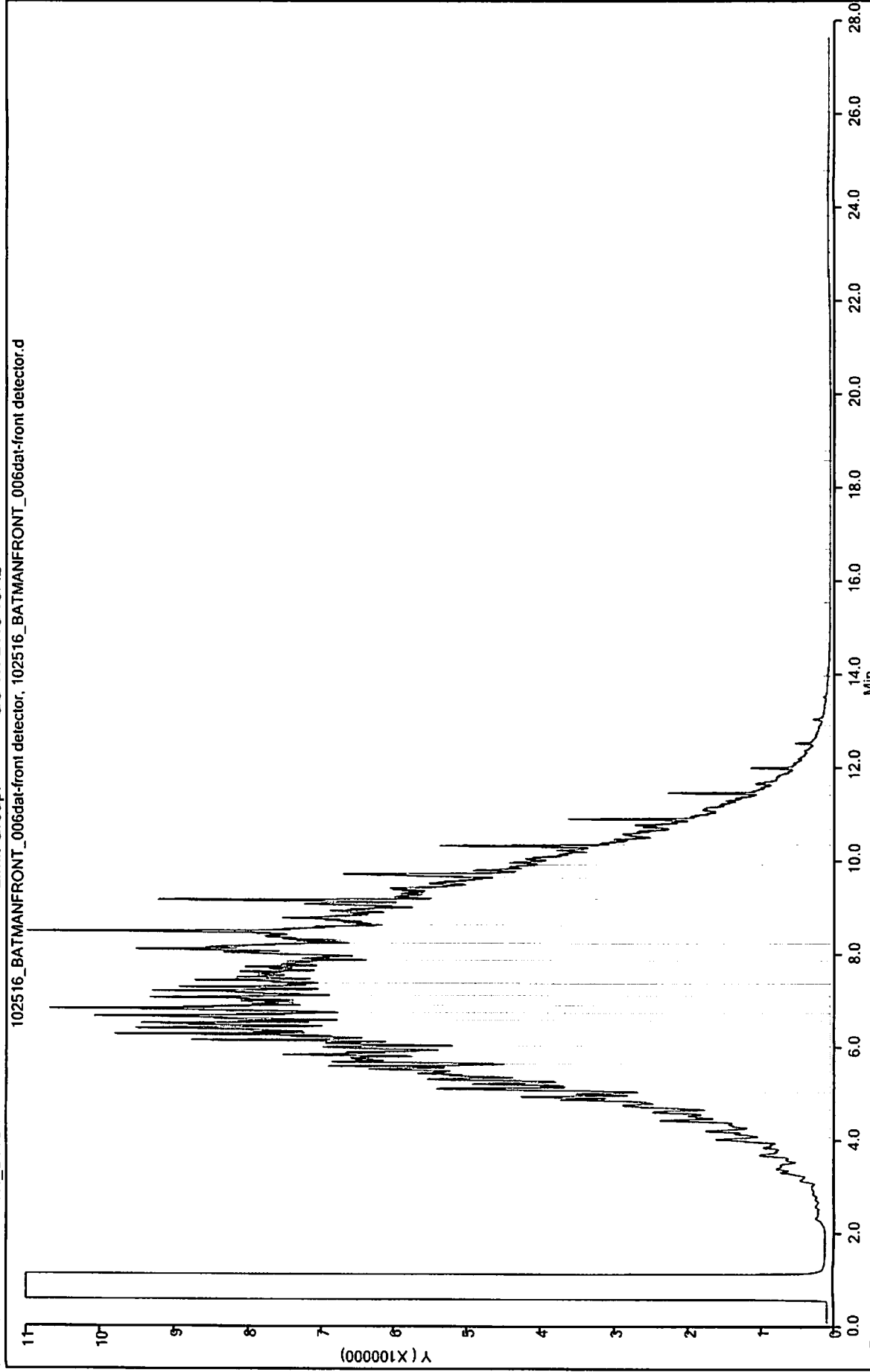
Injection Vol: 1.0 ul

Dil. Factor: 20.0000

ALS Bottle#: 0

Method: WI_DRO1

Limit Group: GC WI DRO ICAL



TestAmerica Cedar Falls
Target Compound Quantitation Report

Data File: \\ChromNA\CedarFalls\ChromData\Batman-F\20161024-32906.b\102416_BATMANFRONT_002dat-front deter
 Lims ID: CCV
 Client ID:
 Sample Type: CCV
 Inject. Date: 24-Oct-2016 09:37:00 ALS Bottle#: 0 Worklist Smp#: 2
 Injection Vol: 1.0 ul Dil. Factor: 1.0000
 Sample Info: DRO CCV
 Misc. Info.: DRO CCV
 Operator ID: System Instrument ID: Batman-F
 Sublist: chrom-WI_DRO1*sub1
 Method: \\ChromNA\CedarFalls\ChromData\Batman-F\20161024-32906.b\WI_DRO1.m
 Limit Group: GC WI DRO ICAL
 Last Update: 25-Oct-2016 10:57:59 Calib Date: 17-Oct-2016 15:53:00
 Integrator: Falcon
 Quant Method: External Standard Quant By: Initial Calibration
 Last ICal File: \\ChromNA\CedarFalls\ChromData\Batman-F\20161017-32746.b\101716_BATMANFRONT_012dat-front deter
 Column 1 : Det: IC 071812_JOKER_019DAT-Joker
 Process Host: XAWRK034

First Level Reviewer: arreolav Date: 25-Oct-2016 08:18:35

RT (min.)	Exp RT (min.)	Dlt RT (min.)	Response	Cal Amt ug/ml	OnCol Amt ug/ml	Flags
--------------	------------------	------------------	----------	------------------	--------------------	-------

1 n-Decane						
2.958	2.958	0.000	5182535	NC	NC	
A 2 C10-C28						
8.946	(2.671-15.221)		39073051	2500.0	2052.6	
3 n-Octacosane						
14.933	14.933	0.000	966	NC	NC	

QC Flag Legend

Processing Flags

NC - Not Calibrated

Reagents:

DRO_CL_CCV_00007 Amount Added: 1.00 Units: mL

Report Date: 25-Oct-2016 10:57:59

Chrom Revision: 2.2 17-Oct-2016 09:27:18

TestAmerica Cedar Falls

Data File: \\ChromNA\CedarFalls\ChromData\Batman-F\20161024-32906.b\102416_BATMANFRONT_002dat-front detector.d

Injection Date: 24-Oct-2016 09:37:00

Instrument ID: Batman-F

Operator ID: System

Lims ID: CCV

Worklist Smp#: 2

Client ID:

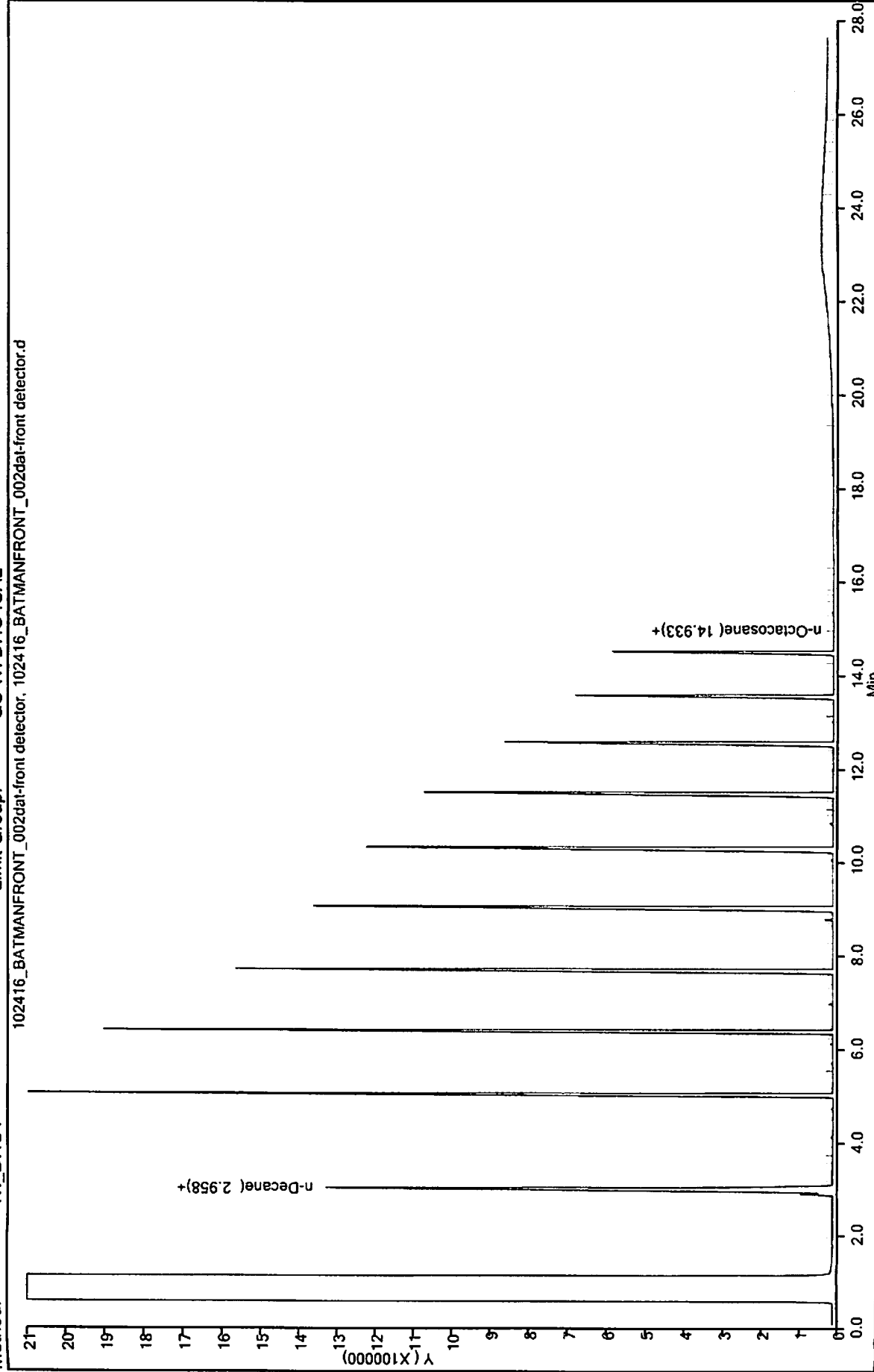
Injection Vol: 1.0 ul

Dil. Factor: 1.0000

ALS Bottle#: 0

Method: WJ_DRO1

Limit Group: GC WJ DRO ICAL



TestAmerica Cedar Falls
Target Compound Quantitation Report

Data File: \\ChromNA\CedarFalls\ChromData\Batman-F\20161025-32952.b\102516_BATMANFRONT_003dat-front detect
 Lims ID: CCV
 Client ID:
 Sample Type: CCV
 Inject. Date: 25-Oct-2016 09:41:00 ALS Bottle#: 0 Worklist Smp#: 3
 Injection Vol: 1.0 ul Dil. Factor: 1.0000
 Sample Info: DRO CCV
 Misc. Info.: DRO CCV
 Operator ID: System Instrument ID: Batman-F
 Sublist: chrom-WI_DRO1*sub1
 Method: \\ChromNA\CedarFalls\ChromData\Batman-F\20161025-32952.b\WI_DRO1.m
 Limit Group: GC WI DRO ICAL
 Last Update: 25-Oct-2016 12:49:52 Calib Date: 17-Oct-2016 15:53:00
 Integrator: Falcon
 Quant Method: External Standard Quant By: Initial Calibration
 Last ICal File: \\ChromNA\CedarFalls\ChromData\Batman-F\20161017-32746.b\101716_BATMANFRONT_012dat-front detect
 Column 1 : Det: IC 071812_JOKER_019DAT-Joker
 Process Host: XAWRK034

RT (min.)	Exp RT (min.)	Dlt RT (min.)	Response	Cal Amt ug/ml	OnCol Amt ug/ml	Flags
-----------	---------------	---------------	----------	---------------	-----------------	-------

1 n-Decane						
2.967	2.967	0.000	5227780	NC	NC	
A 2 C10-C28						
8.952	(2.683-15.221)		38717322	2500.0	2033.2	

QC Flag Legend

Processing Flags

NC - Not Calibrated

Reagents:

DRO_CL_CCV_00007 Amount Added: 1.00 Units: mL

Report Date: 25-Oct-2016 12:49:53

Chrom Revision: 2.2 17-Oct-2016 09:27:18

TestAmerica Cedar Falls

Data File: \\ChromNA\CedarFalls\ChromData\Batman-F\20161025-32952.b\102516_BATMANFRONT_003dat-front detector.d

Injection Date: 25-Oct-2016 09:41:00

Instrument ID: Batman-F

Operator ID: System

Lims ID: CCV

Worklist Smp#: 3

Client ID:

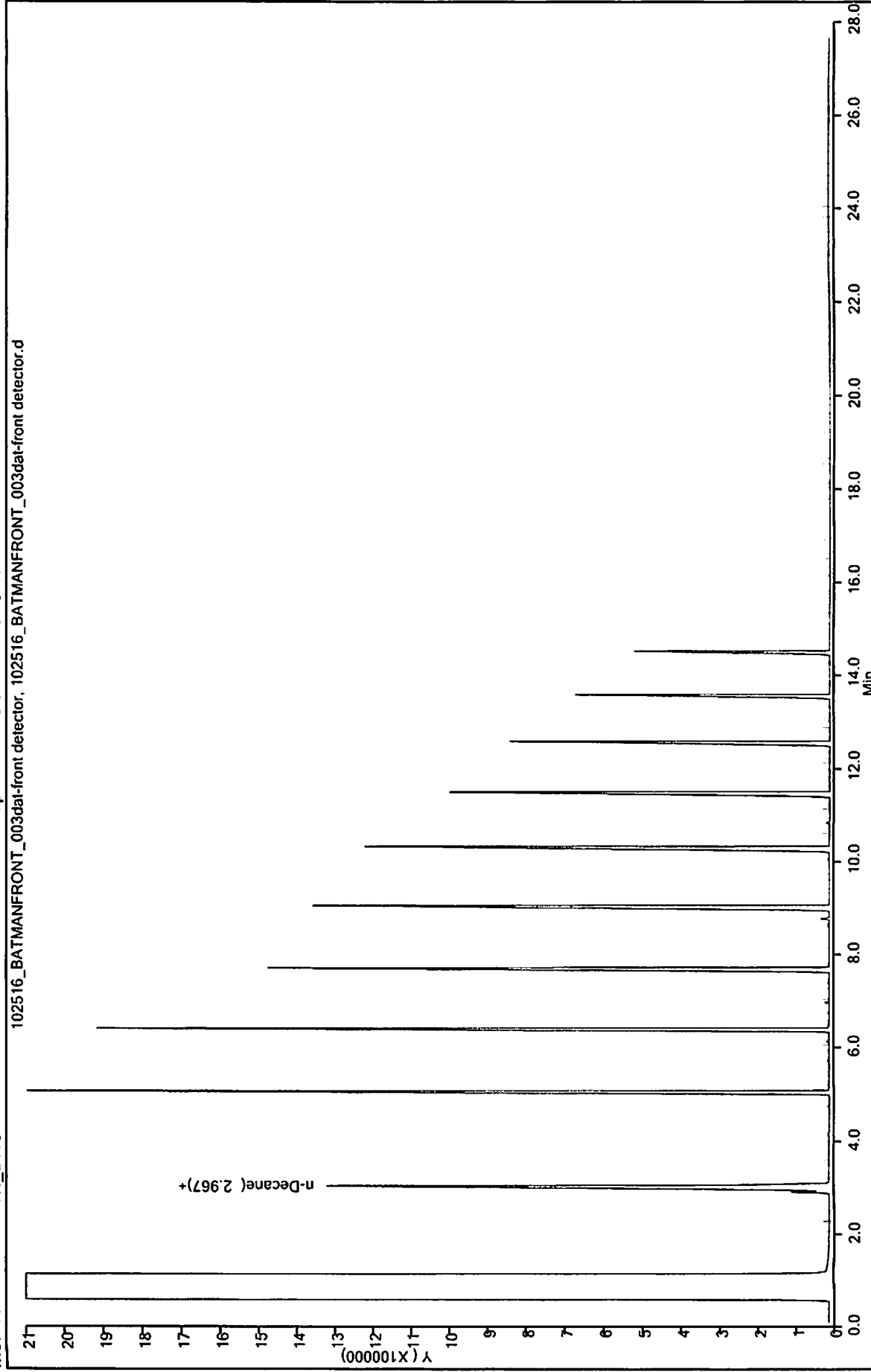
Injection Vol: 1.0 ul

Dil. Factor: 1.0000

ALS Bottle#: 0

Method: W1_DRO1

Limit Group: GC W1 DRO ICAL



TestAmerica Cedar Falls
Target Compound Quantitation Report

Data File: \\ChromNA\CedarFalls\ChromData\Batman-F\20161025-32952.b\102516_BATMANFRONT_035dat-front deter
 Lims ID: CCV
 Client ID:
 Sample Type: CCV
 Inject. Date: 26-Oct-2016 05:55:00 ALS Bottle#: 0 Worklist Smp#: 35
 Injection Vol: 1.0 ul Dil. Factor: 1.0000
 Sample Info: 310-0032952-035
 Misc. Info.: 310-0032952-035
 Operator ID: System Instrument ID: Batman-F
 Sublist: chrom-WI_DRO1*sub1
 Method: \\ChromNA\CedarFalls\ChromData\Batman-F\20161025-32952.b\WI_DRO1.m
 Limit Group: GC WI DRO ICAL
 Last Update: 26-Oct-2016 09:41:41 Calib Date: 17-Oct-2016 15:53:00
 Integrator: Falcon
 Quant Method: External Standard Quant By: Initial Calibration
 Last ICAL File: \\ChromNA\CedarFalls\ChromData\Batman-F\20161017-32746.b\101716_BATMANFRONT_012dat-front deter

Column 1 : Det: IC 071812_JOKER_019DAT-Joker
 Process Host: XAWRK031

RT (min.)	Exp RT (min.)	Dlt RT (min.)	Response	Cal Amt ug/ml	OnCol Amt ug/ml	Flags
-----------	---------------	---------------	----------	---------------	-----------------	-------

1 n-Decane						
2.974	2.974	0.000	5163269	NC	NC	
A 2 C10-C28						
8.929	(2.638-15.221)		38208690	2500.0	2005.3	

QC Flag Legend
 Processing Flags
 NC - Not Calibrated

Reagents:
 DRO_CL_CCV_00007 Amount Added: 1.00 Units: mL

Report Date: 26-Oct-2016 09:41:41

Chrom Revision: 2.2 17-Oct-2016 09:27:18

TestAmerica Cedar Falls

Data File: \\ChromNA\CedarFalls\ChromData\Batman-F\20161025-32952.b\102516_BATMANFRONT_035dat-front detector.d

Injection Date: 26-Oct-2016 05:55:00

Instrument ID: Batman-F

Operator ID: System

Lims ID: CCV

Worklist Smp#: 35

Client ID:

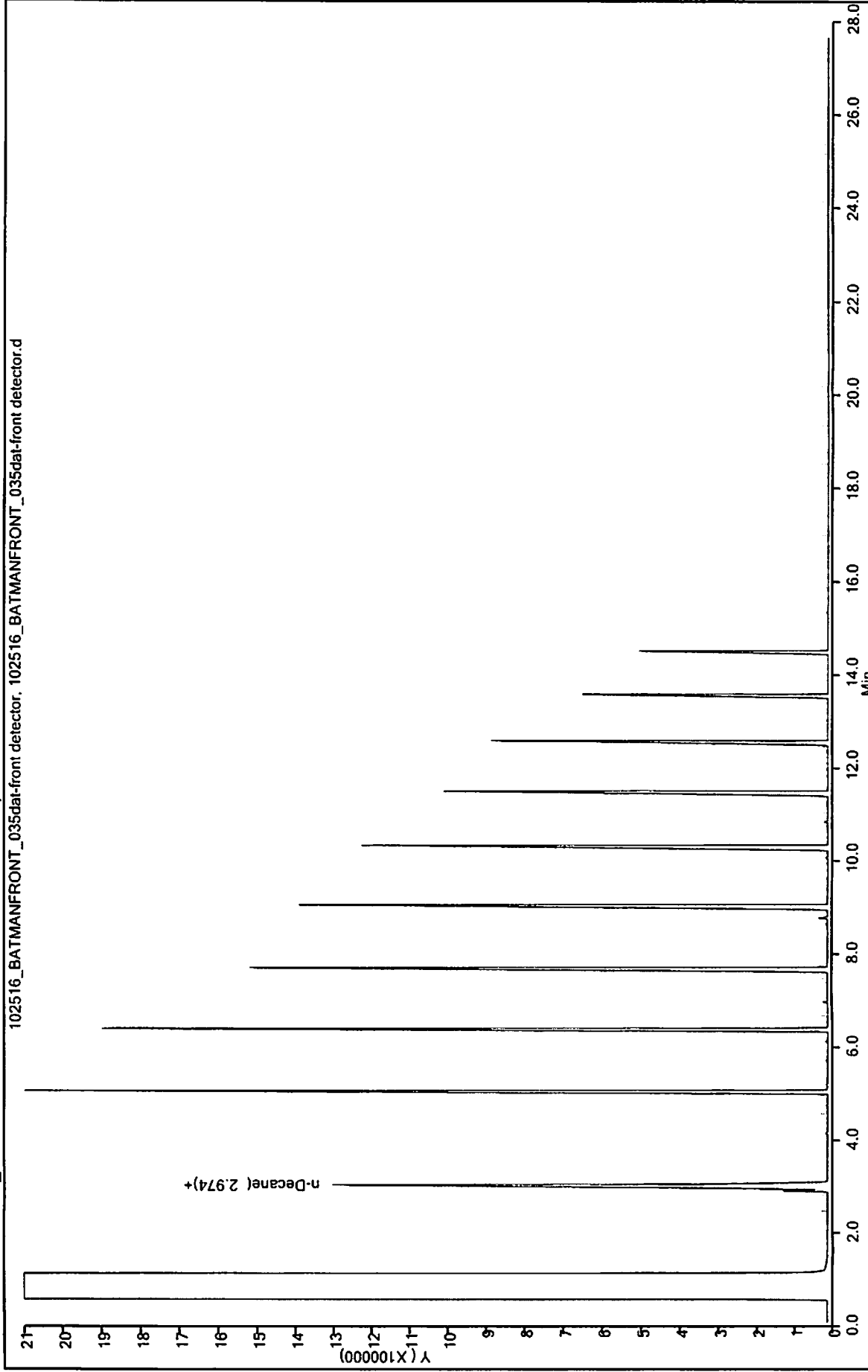
Injection Vol: 1.0 ul

Dil. Factor: 1.0000

ALS Bottle#: 0

Method: WI_DRO1

Limit Group: GC WI DRO ICAL



TestAmerica Cedar Falls
Target Compound Quantitation Report

Data File: \\ChromNA\CedarFalls\ChromData\Joker\20161021-32854.b\102116_JOKER_029-FID.d
 Lims ID: CCV
 Client ID:
 Sample Type: CCV
 Inject. Date: 21-Oct-2016 23:15:00 ALS Bottle#: 0 Worklist Smp#: 29
 Injection Vol: 1.0 ul Dil. Factor: 1.0000
 Sample Info: 310-0032854-029
 Misc. Info.: 310-0032854-029
 Operator ID: System Instrument ID: Joker
 Sublist: chrom-WI DRO - Joker*sub2
 Method: \\ChromNA\CedarFalls\ChromData\Joker\20161021-32854.b\WI DRO - Joker.m
 Limit Group: GC WI DRO ICAL
 Last Update: 24-Oct-2016 08:07:51 Calib Date: 23-Sep-2016 14:12:00
 Integrator: Falcon
 Quant Method: External Standard Quant By: Initial Calibration
 Last ICal File: \\ChromNA\CedarFalls\ChromData\Joker\20160921-32215.b\092116_JOKER_023dat-FID.d

Column 1 : Det: IC 071812_JOKER_019DAT-Joker
 Process Host: XAWRK028

RT (min.)	Exp RT (min.)	Diff RT (min.)	Response	Cal Amt ug/ml	OnCol Amt ug/ml	Flags
-----------	---------------	----------------	----------	---------------	-----------------	-------

1 n-Decane	7.120	7.120	0.000	26255777	NC	NC
A 2 C10-C28	12.022	(6.792-17.252)	265170995	2500.0	2380.4	

QC Flag Legend

Processing Flags

NC - Not Calibrated

Reagents:

DRO_CL_CCV_00007 Amount Added: 1.00 Units: mL

Report Date: 24-Oct-2016 08:07:51

Chrom Revision: 2.2 17-Oct-2016 09:27:18

Data File: \\ChromNA\CedarFalls\ChromData\Joker\20161021-32854.b\102116_JOKER_029-FID.d

Injection Date: 21-Oct-2016 23:15:00

Instrument ID: Joker

Operator ID: System

Lims ID: CCV

Worklist Smp#: 29

Client ID:

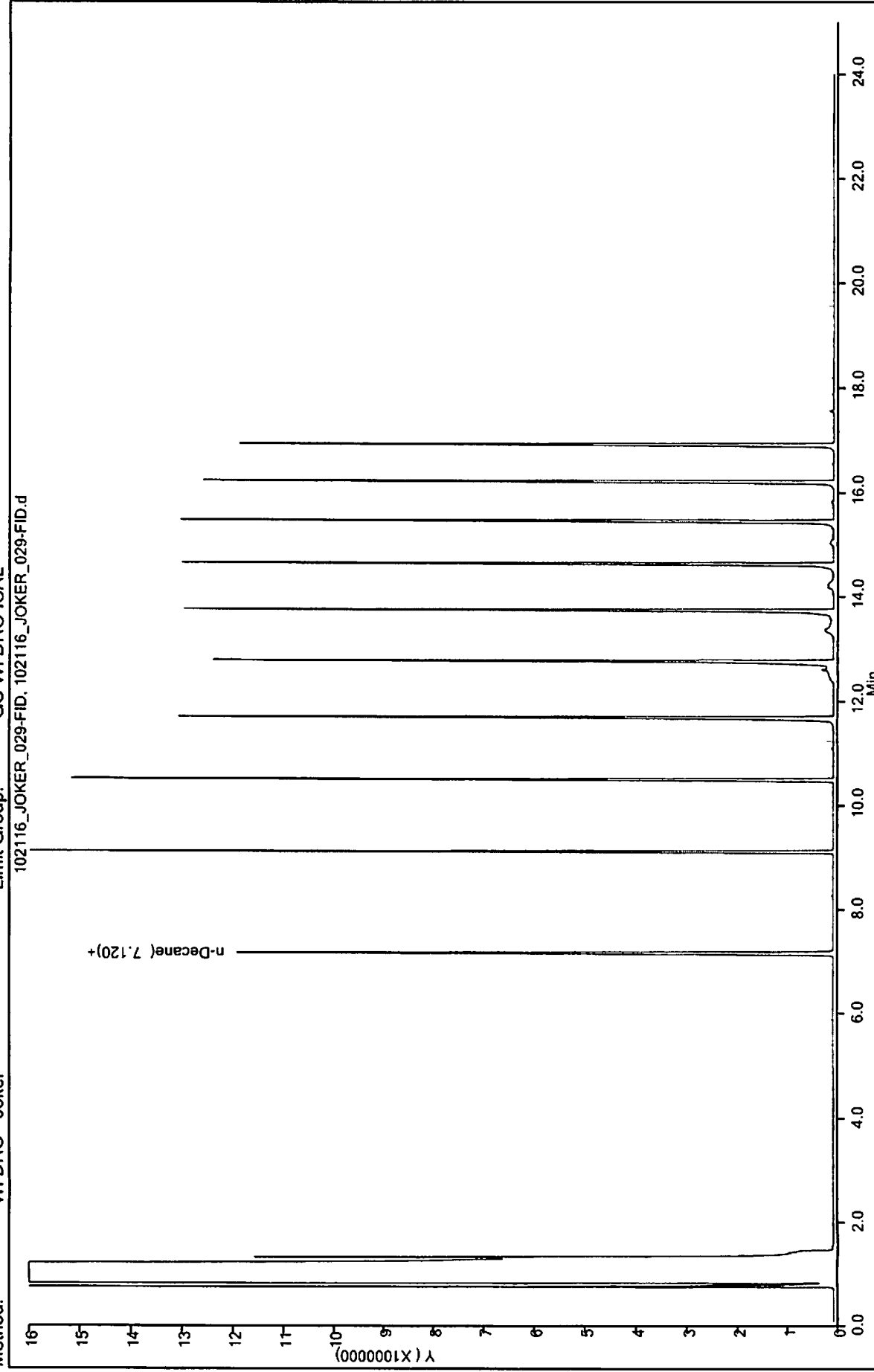
Injection Vol: 1.0 ul

Dil. Factor: 1.0000

ALS Bottle#: 0

Method: WI DRO - Joker

Limit Group: GC W1 DRO ICAL



TestAmerica Cedar Falls
Target Compound Quantitation Report

Data File: \\ChromNA\CedarFalls\ChromData\Joker\20161021-32854.b\102216_JOKER_025-FID.d
 Lims ID: CCV
 Client ID:
 Sample Type: CCV
 Inject. Date: 22-Oct-2016 12:38:00 ALS Bottle#: 0 Worklist Smp#: 54
 Injection Vol: 1.0 ul Dil. Factor: 1.0000
 Sample Info: 310-0032854-054
 Misc. Info.: 310-0032854-054
 Operator ID: System Instrument ID: Joker
 Sublist: chrom-WI DRO - Joker*sub2

Method: \\ChromNA\CedarFalls\ChromData\Joker\20161021-32854.b\WI DRO - Joker.m
 Limit Group: GC WI DRO ICAL
 Last Update: 24-Oct-2016 08:08:12 Calib Date: 23-Sep-2016 14:12:00
 Integrator: Falcon
 Quant Method: External Standard Quant By: Initial Calibration
 Last ICal File: \\ChromNA\CedarFalls\ChromData\Joker\20160921-32215.b\092116_JOKER_023dat-FID.d

Column 1 : Det: IC 071812_JOKER_019DAT-Joker
 Process Host: XAWRK028

RT (min.)	Exp RT (min.)	Diff RT (min.)	Response	Cal Amt ug/ml	OnCol Amt ug/ml	Flags
-----------	---------------	----------------	----------	---------------	-----------------	-------

1 n-Decane						
7.126	7.126	0.000	27501819	NC	NC	
A 2 C10-C28						
12.027	(6.803-17.252)		279158063	2500.0	2506.5	

QC Flag Legend

Processing Flags

NC - Not Calibrated

Reagents:

DRO_CL_CCV_00007 Amount Added: 1.00 Units: mL

Report Date: 24-Oct-2016 08:08:12

Chrom Revision: 2.2 17-Oct-2016 09:27:18

Data File: \\ChromNA\CedarFalls\ChromData\Joker\20161021-32854.b\102216_JOKER_025-FID.d

Injection Date: 22-Oct-2016 12:38:00

Instrument ID: Joker

Operator ID: System
Worklist Smp#: 54

Client ID:

Injection Vol: 1.0 ul
Method: WI DRO - Joker

Dil. Factor: 1.0000
Limit Group: GC WI DRO ICAL

ALS Bottle#: 0

